

US00D542724S

(12) **United States Design Patent**  
**Thorpe**

(10) **Patent No.:** **US D542,724 S**

(45) **Date of Patent:** **\*\* May 15, 2007**

(54) **WHEEL SPOKE**

(76) **Inventor:** **Richard Thorpe**, 202 West Block,  
Forum Magnum Square, London, SB1  
7GL (GB)

(\*\*) **Term:** **14 Years**

(21) **Appl. No.:** **29/198,992**

(22) **Filed:** **Feb. 6, 2004**

(30) **Foreign Application Priority Data**

Aug. 12, 2003 (GB) ..... 3014050

(51) **LOC (8) Cl.** ..... **12-16**

(52) **U.S. Cl.** ..... **D12/209**

(58) **Field of Classification Search** ..... D12/205-213;  
301/37.101, 64.101, 65, 67, 55, 54, 63.101,  
301/104, 64.704; 474/97; 29/892.11  
See application file for complete search history.

(56) **References Cited**

**U.S. PATENT DOCUMENTS**

1,177,565 A \* 3/1916 Barry ..... 474/97  
1,194,589 A \* 8/1916 Barry ..... 29/892.11  
D243,169 S \* 1/1977 Suzuki et al. .... D12/205

4,181,365 A \* 1/1980 Kawaguchi et al. .... 301/67  
4,930,844 A \* 6/1990 Giroux ..... 301/64.704

\* cited by examiner

*Primary Examiner*—Caron D. Veynar  
*Assistant Examiner*—George D. Kirschbaum, Jr.  
(74) *Attorney, Agent, or Firm*—Craig A. Fieschko, Esq.;  
DeWitt Ross & Stevens, SC

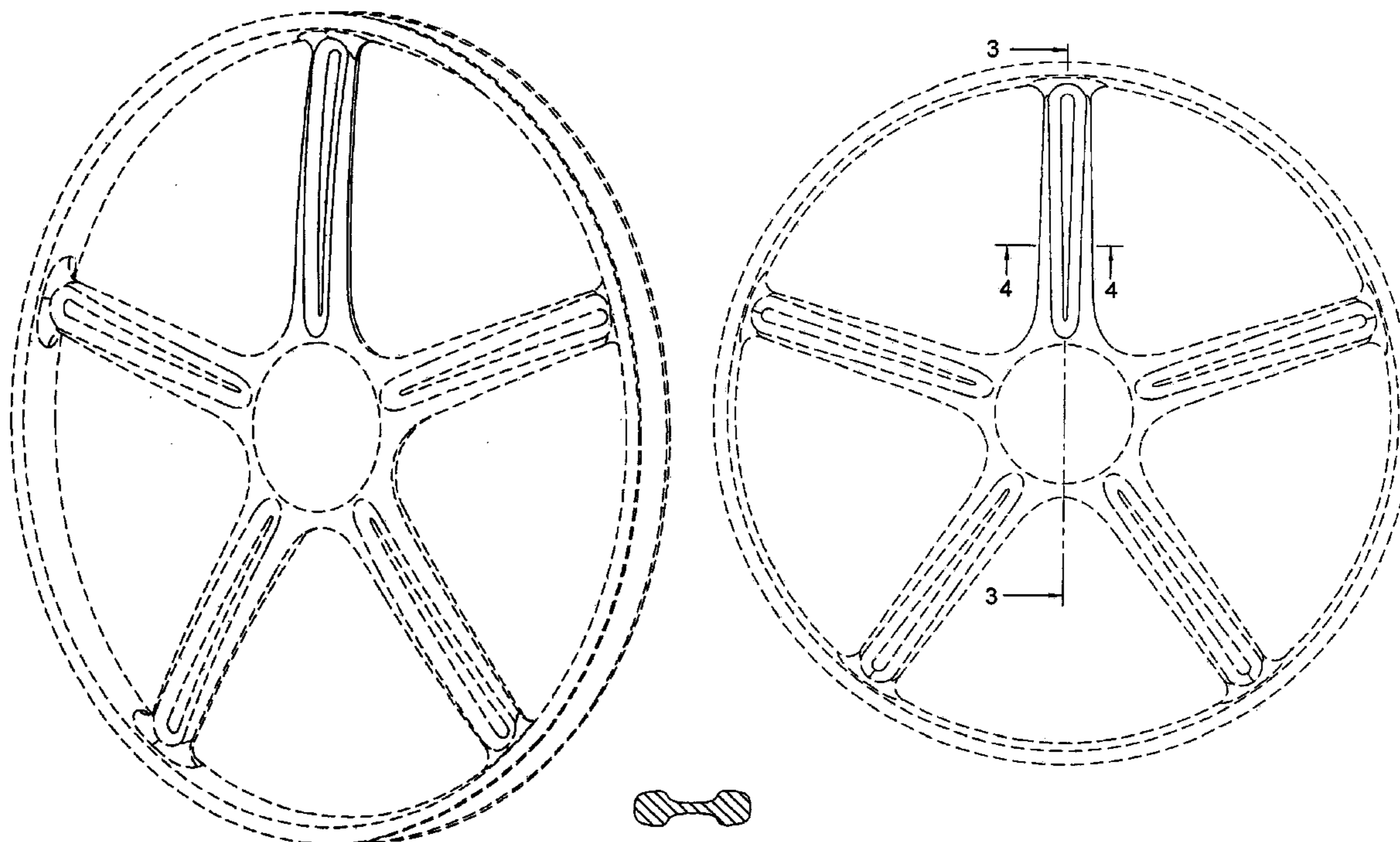
(57) **CLAIM**

The ornamental design for a wheel spoke, as shown and described.

**DESCRIPTION**

FIG. 1 is a perspective view of a wheel spoke showing my design;  
FIG. 2 is a right side elevational view thereof, the left side being a mirror image thereof;  
FIG. 3 is a cross-sectional view shown along the line 3—3 in FIG. 2; and,  
FIG. 4 is a cross-sectional view shown along the line 4—4 in FIG. 2.  
The broken lines shown in FIGS. 1-3 are for illustrative purposes only and form no part of the claimed design.

**1 Claim, 3 Drawing Sheets**



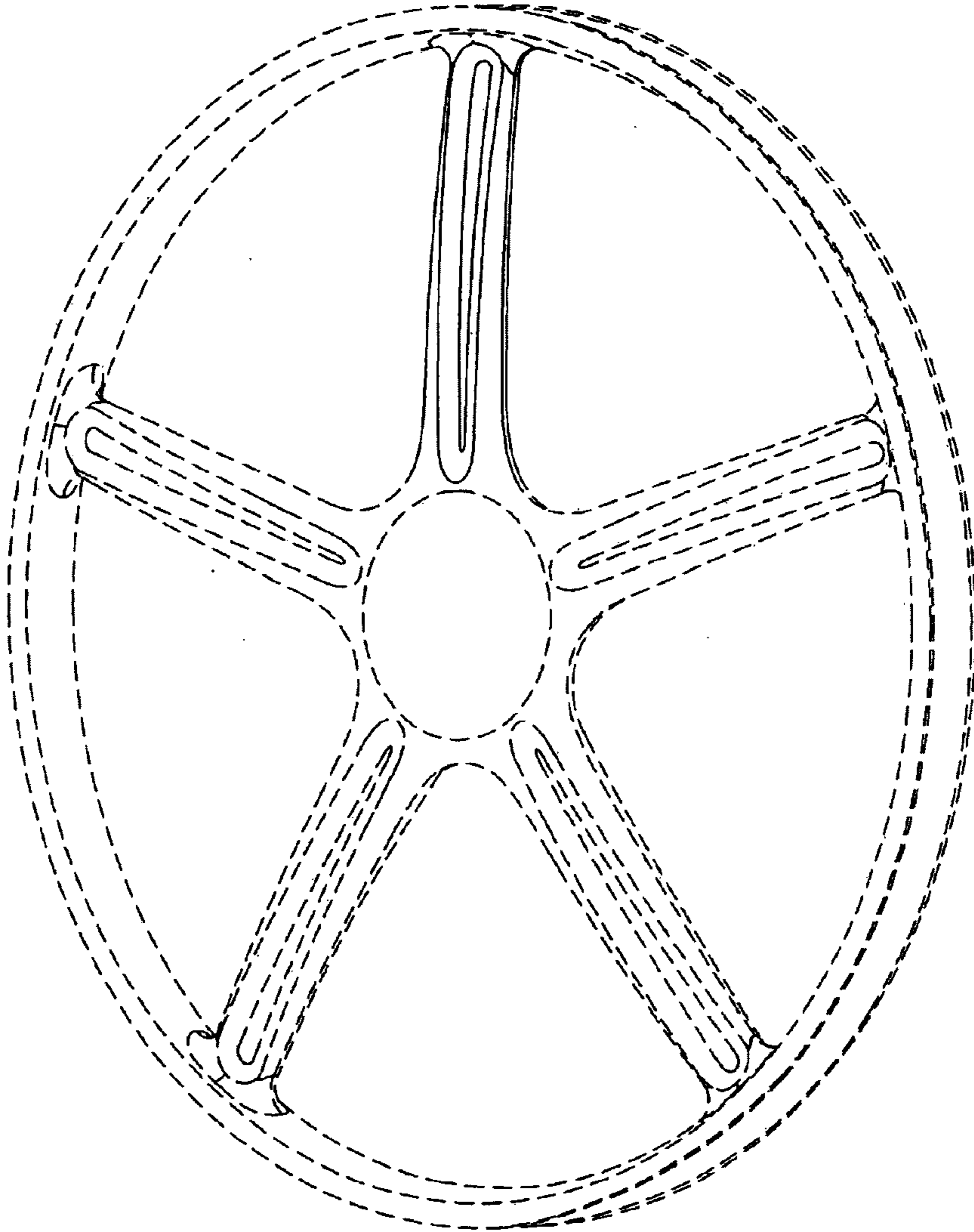


Figure 1

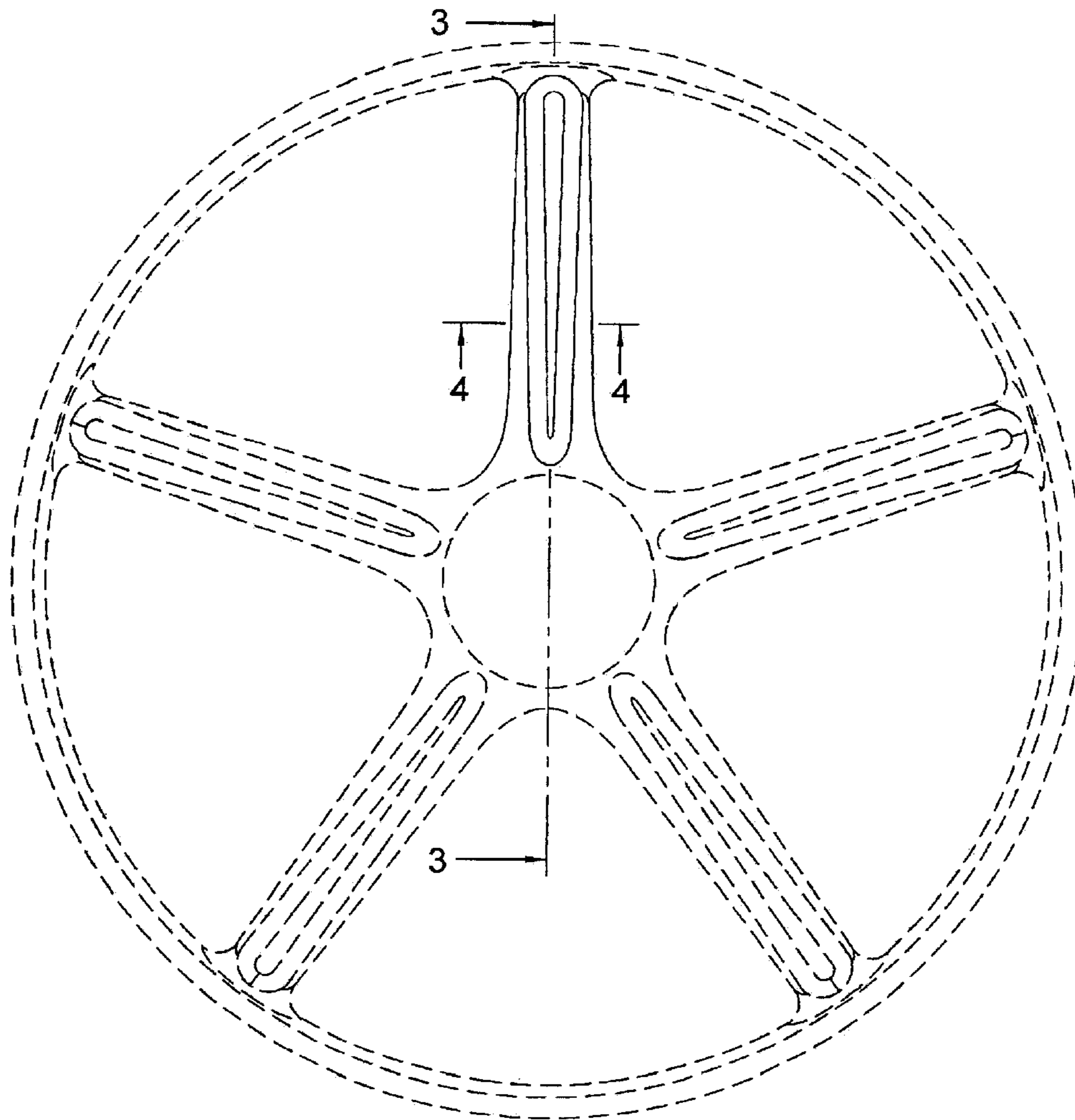


Figure 2

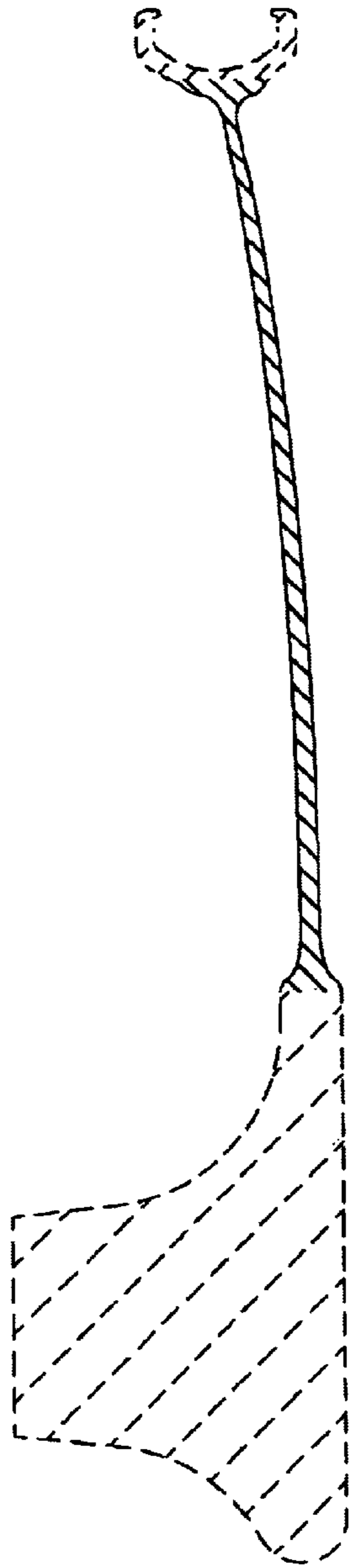


Figure 3



Figure 4