



US00D542723S

(12) **United States Design Patent**
Bruntz et al.

(10) **Patent No.:** **US D542,723 S**

(45) **Date of Patent:** **** May 15, 2007**

(54) **HUB CAP**

(75) Inventors: **Kent H. Bruntz**, Evans, GA (US);
Donald S. Hanson, Augusta, GA (US)

(73) Assignee: **Textron Inc.**, Providence, RI (US)

(**) Term: **14 Years**

(21) Appl. No.: **29/248,722**

(22) Filed: **Aug. 30, 2006**

Related U.S. Application Data

(63) Continuation of application No. 29/246,823, filed on May 12, 2006, now abandoned.

(51) **LOC (8) Cl.** **12-16**

(52) **U.S. Cl.** **D12/204**

(58) **Field of Classification Search** D12/204-213;
301/37.101, 64.101, 65

See application file for complete search history.

(56) **References Cited**

U.S. PATENT DOCUMENTS

D372,698 S 8/1996 Mantua

D411,977 S	7/1999	Feriero et al.
D441,708 S	5/2001	Pfeiffer et al.
D451,872 S	12/2001	Arellano
D478,541 S	8/2003	Sulahian
D494,120 S	8/2004	Pfeiffer
D498,196 S	11/2004	Johnson
D498,450 S	11/2004	Johnson
D502,136 S	2/2005	Pfeiffer et al.
D506,718 S	6/2005	Szavits et al.
D519,904 S	5/2006	Burns

Primary Examiner—Stacia Cadmus

(74) *Attorney, Agent, or Firm*—Harness, Dickey & Pierce, P.L.C.


(57) **CLAIM**

The ornamental design for a hub cap, as shown and described.

DESCRIPTION

FIG. 1 is a front perspective view of a hub cap; FIG. 2 is a side view thereof; and, FIG. 3 is a front plan view thereof. The lines shown in phantom are for illustrative purposes only and do not form part of the invention.

1 Claim, 2 Drawing Sheets



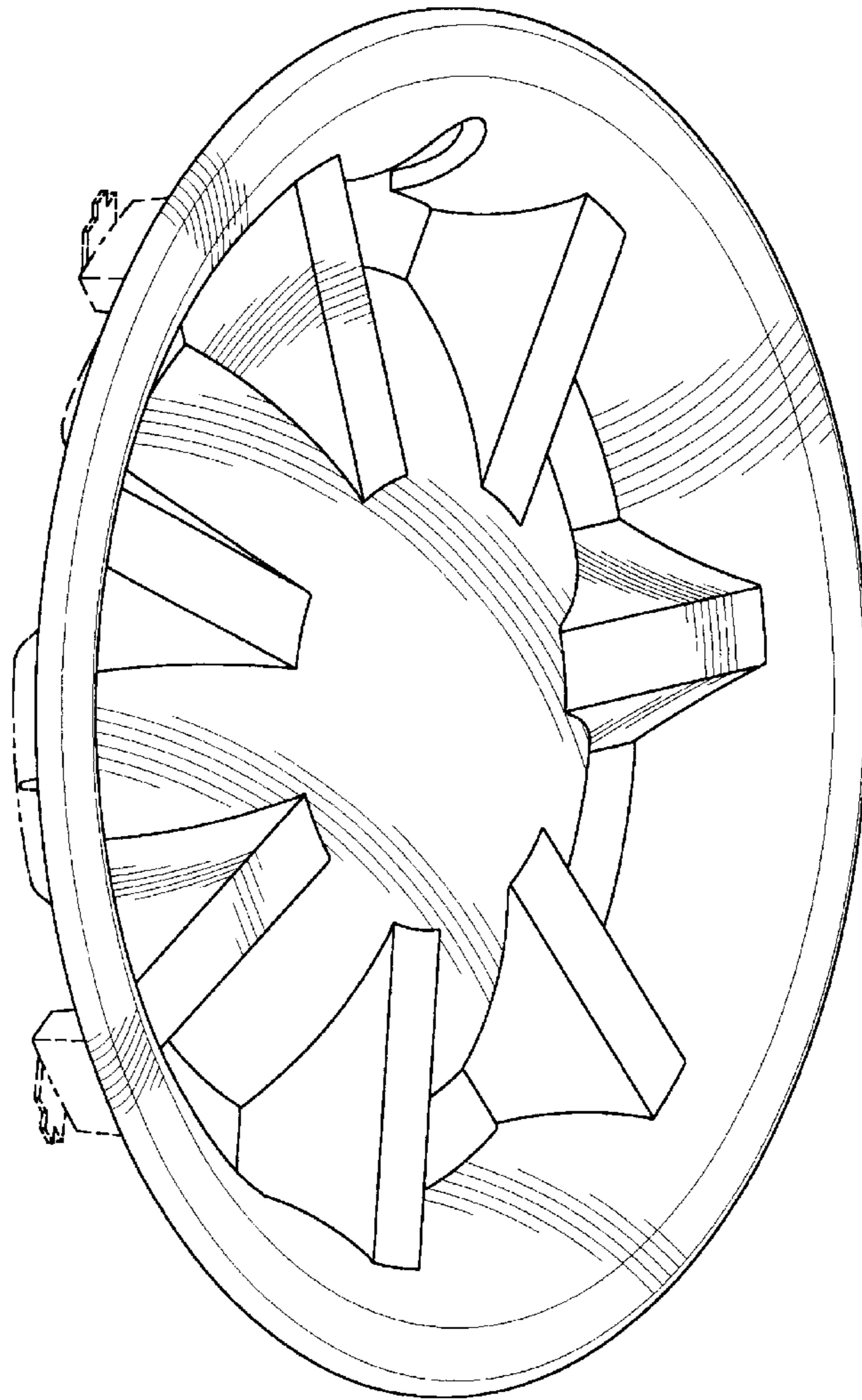


Fig-1

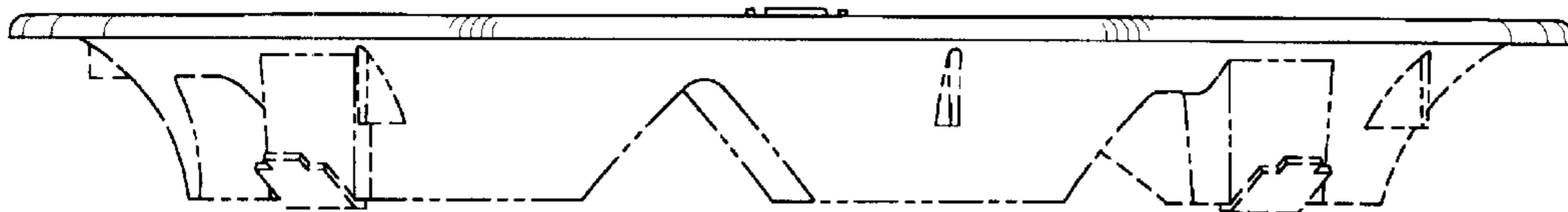


Fig-2




Fig-3