

US00D542718S

(12) **United States Design Patent** (10) **Patent No.:** **US D542,718 S**
Costa (45) **Date of Patent:** **** May 15, 2007**

(54) **MOTORCYCLE SUSPENSION**

(76) Inventor: **Vincenzo F. Costa**, 15572 Computer
La., Huntington Beach, CA (US) 92649

(**) Term: **14 Years**

(21) Appl. No.: **29/257,642**

(22) Filed: **Apr. 7, 2006**

(51) **LOC (8) Cl.** **12-11**

(52) **U.S. Cl.** **D12/118**

(58) **Field of Classification Search** D12/110,
D12/114, 117, 118; 180/219; 280/274-288,
280/288.1, 288.2, 288.3, 288.4
See application file for complete search history.

(56) **References Cited**

U.S. PATENT DOCUMENTS

1,527,133 A * 2/1925 Harley 280/277
6,457,732 B2 * 10/2002 Ito et al. 280/277
D514,477 S * 2/2006 Doll D12/118

* cited by examiner

Primary Examiner—Alan P. Douglas

Assistant Examiner—Linda Brooks

(74) *Attorney, Agent, or Firm*—Clement Cheng

(57) **CLAIM**

The ornamental design for a motorcycle suspension, as shown and described.

DESCRIPTION

FIG. 1 is a bottom, front left perspective view of a motorcycle suspension according to my invention.

FIG. 2 is a front, elevation view of the motorcycle suspension.

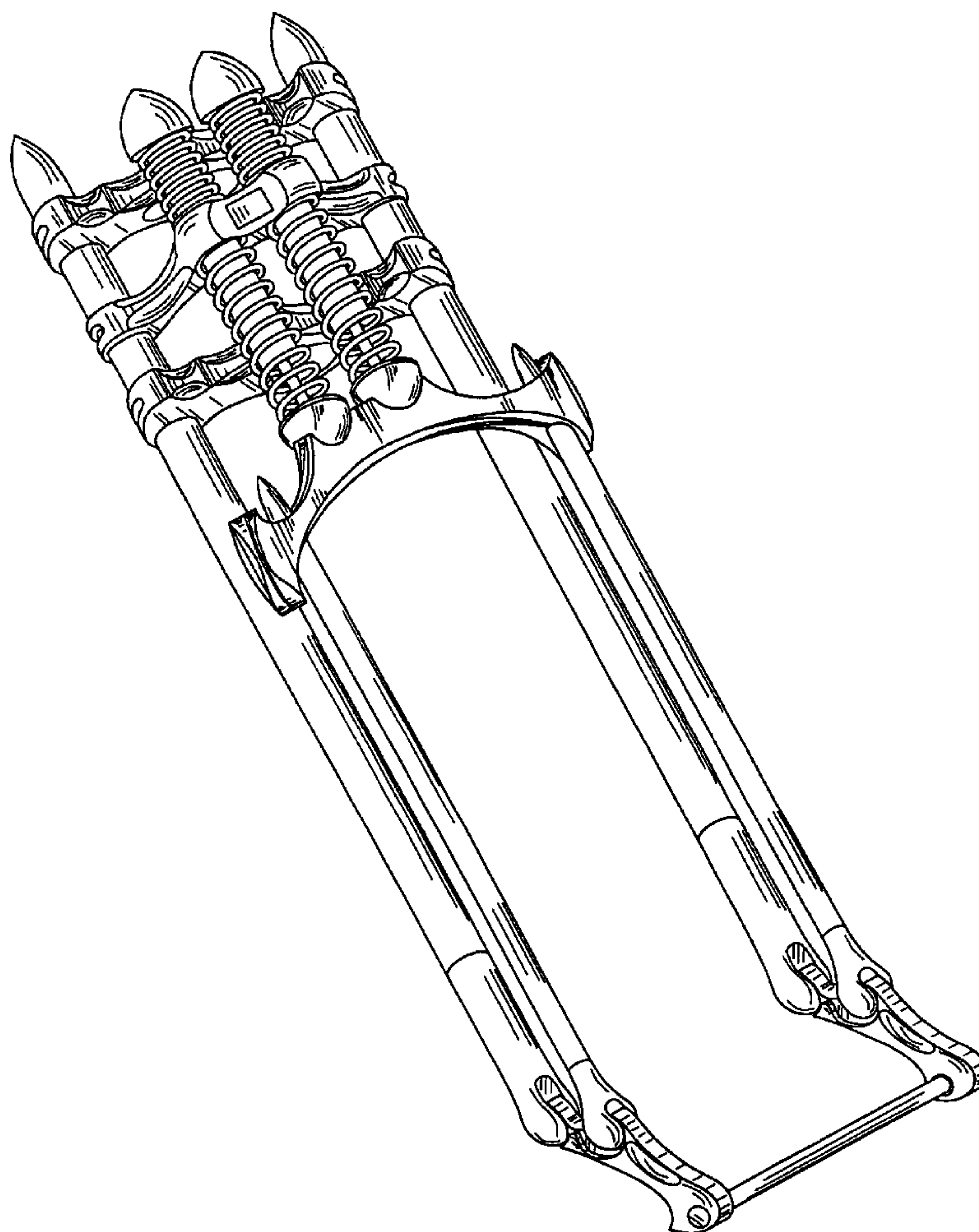
FIG. 3 is a top plan view of the motorcycle suspension.

FIG. 4 is a bottom plan view of the motorcycle suspension.

FIG. 5 is a left side, elevation view of the motorcycle suspension, the right side, elevation view being a mirror image thereof; and,

FIG. 6 is a rear elevation view of the motorcycle suspension.

1 Claim, 3 Drawing Sheets



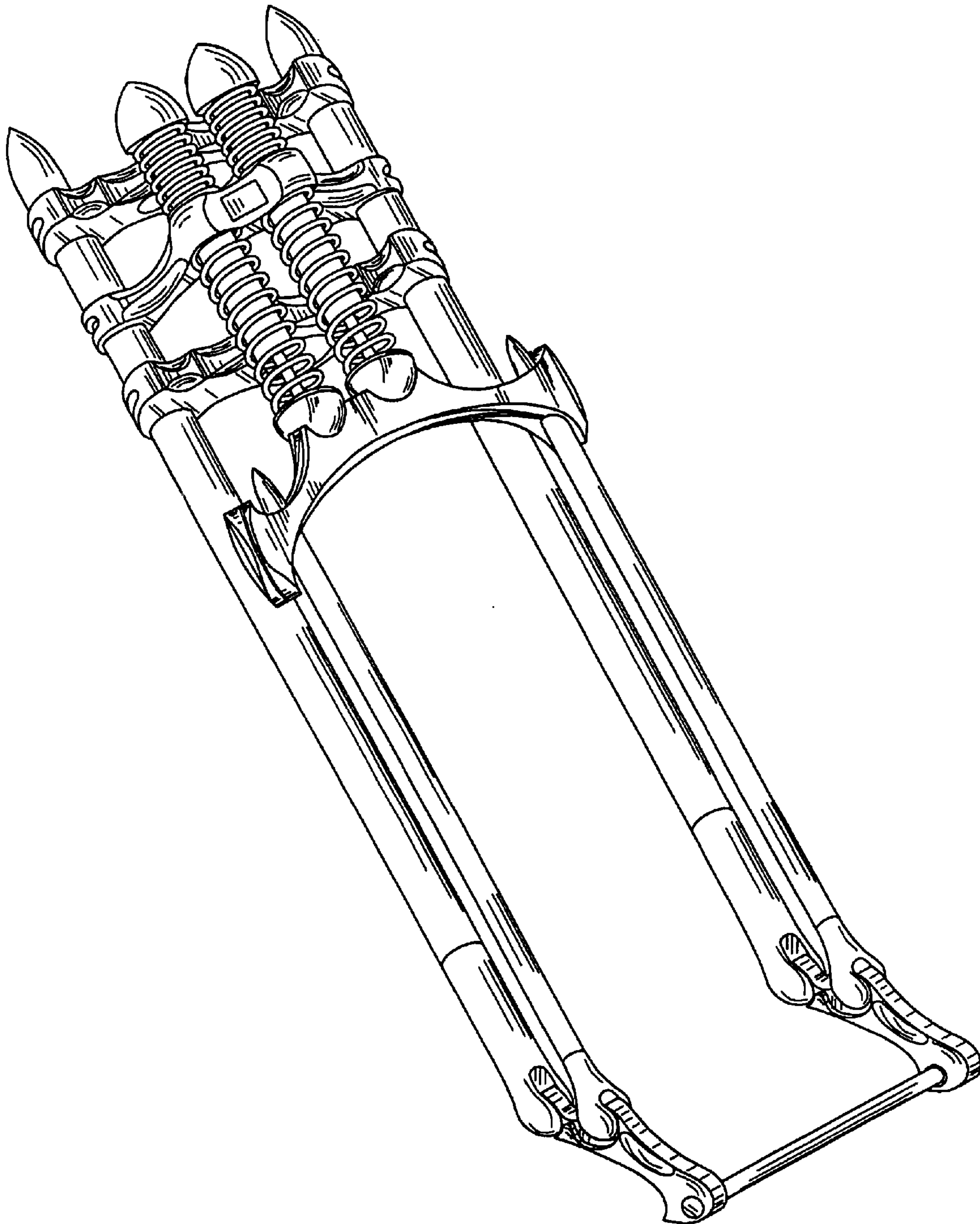


FIG. 1




FIG. 2




FIG. 3




FIG. 4

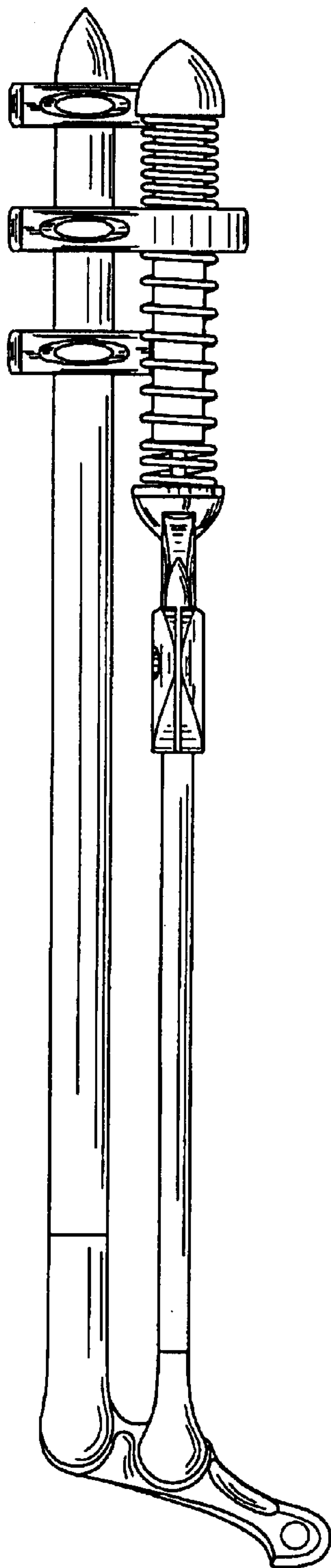


FIG. 5




FIG. 6