

US00D542715S

(12) **United States Design Patent**  
**Beigel et al.**

(10) **Patent No.:** **US D542,715 S**  
(45) **Date of Patent:** **\*\* May 15, 2007**

(54) **TRUCK VEHICLE**

(75) Inventors: **David J. Beigel**, Payne, OH (US); **L. David Allendorph**, Fort Wayne, IN (US); **Craig S. Tsukayama**, Fort Wayne, IN (US); **Kris K. Timmerman**, Hometown, IN (US); **Sunil K. Jain**, Fort Wayne, IN (US); **Ronald F. Mitchell**, Taylor, MI (US); **Charles W. Kipfer**, Payne, OH (US); **Craig L. Randolph**, Fort Wayne, IN (US); **Franz Mueller**, Fort Wayne, IN (US); **James P. Pennell**, Naples, FL (US); **James M. Oleson**, Palm Coast, FL (US); **Jerry J. Connett**, Fort Wayne, IN (US); **Floyd A. Etzler**, Convoy, OH (US); **Eric J. Ognian**, Canton, MI (US); **Eric A. Magda**, Milan, MI (US); **Michael F. Mazziotti**, Farmington Hills, MI (US); **Manjeet Kohli**, New Haven, IN (US); **Michael Long**, Norman, OK (US); **Larry N. Reynard**, Fort Wayne, IN (US)

D306,714 S 3/1990 Allendorph  
D307,126 S 4/1990 Allendorph et al.  
D328,273 S 7/1992 McGrew, Jr. et al.  
D335,272 S 5/1993 Allendorph et al.  
D391,908 S 3/1998 Allendorph et al.  
D394,624 S 5/1998 Allendorph et al.  
D401,198 S 11/1998 Mueller et al.  
D403,285 S 12/1998 Abalos et al.  
D403,620 S 1/1999 Abalos et al.  
D403,637 S 1/1999 Abalos et al.  
D433,966 S \* 11/2000 Beigel ..... D12/96  
D437,574 S 2/2001 Beigel  
D444,737 S 7/2001 Allendorph et al.

(Continued)

*Primary Examiner*—Melody N. Brown  
(74) *Attorney, Agent, or Firm*—Gerald W. Askew; Jeffrey P. Calfa; Susan L. Lukasik

(57) **CLAIM**

The ornamental design for a truck vehicle, as shown and described.

**DESCRIPTION**

FIG. 1 is a left, front perspective view of a truck vehicle showing our new design, it may be understood that the broken lines are for illustrative purposes only and form no part of the claimed design;

FIG. 2 is a front view thereof, it may be understood that the broken lines are for illustrative purposes only and form no part of the claimed design;

FIG. 3 is a top view thereof, it may be understood that the broken lines are for illustrative purposes only and form no part of the claimed design;

FIG. 4 is a left view thereof, it may be understood that the broken lines are for illustrative purposes only and form no part of the claimed design; and,

FIG. 5 is a rear view thereof, it may be understood that the broken lines are for illustrative purposes only and form no part of the claimed design.

(73) Assignee: **International Truck and Engine Corporation Canada**, Warrenville, IL (US)

(\*\*) Term: **14 Years**

(21) Appl. No.: **29/240,409**

(22) Filed: **Oct. 12, 2005**

(51) **LOC (8) Cl.** ..... **12-16**

(52) **U.S. Cl.** ..... **D12/96**

(58) **Field of Classification Search** ..... D12/96,  
D12/93; 296/190.1–190.3; D34/34–37; D15/23,  
D15/25

See application file for complete search history.

(56) **References Cited**

**U.S. PATENT DOCUMENTS**

D306,421 S 3/1990 Allendorph et al.

**1 Claim, 5 Drawing Sheets**



# US D542,715 S

Page 2

---

U.S. PATENT DOCUMENTS			
D445,361 S	7/2001	Tirey et al.	
D445,384 S	7/2001	Tirey et al.	
D458,197 S	6/2002	Maher et al.	
D460,023 S	* 7/2002	Beigel .....	D12/96 * cited by examiner
D465,749 S	* 11/2002	Beigel .....	D12/96
D466,450 S	12/2002	Maher et al.	
D525,567 S	* 7/2006	Beigel et al. ....	D12/96



FIG. 1




FIG. 2



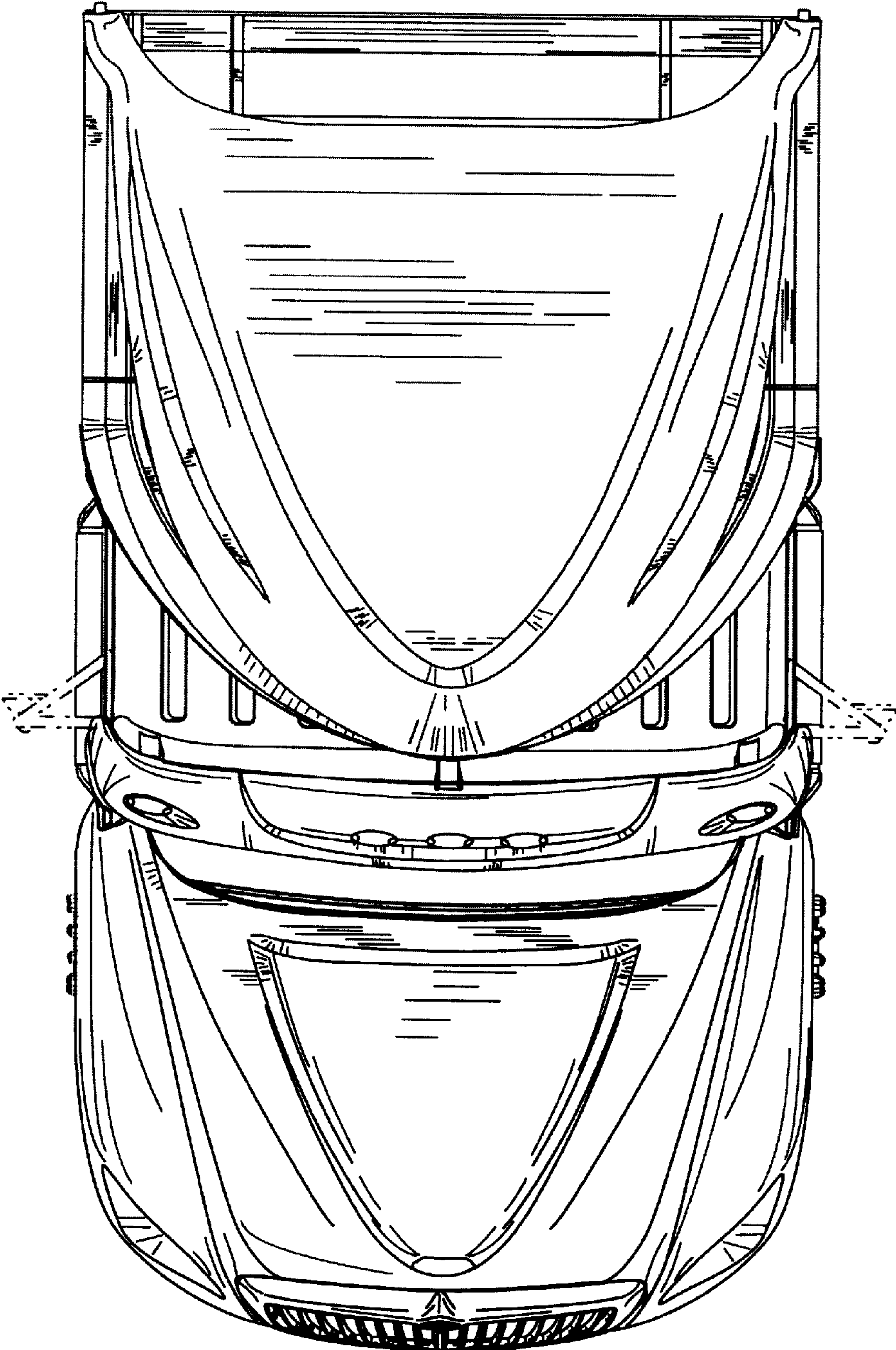


FIG. 3

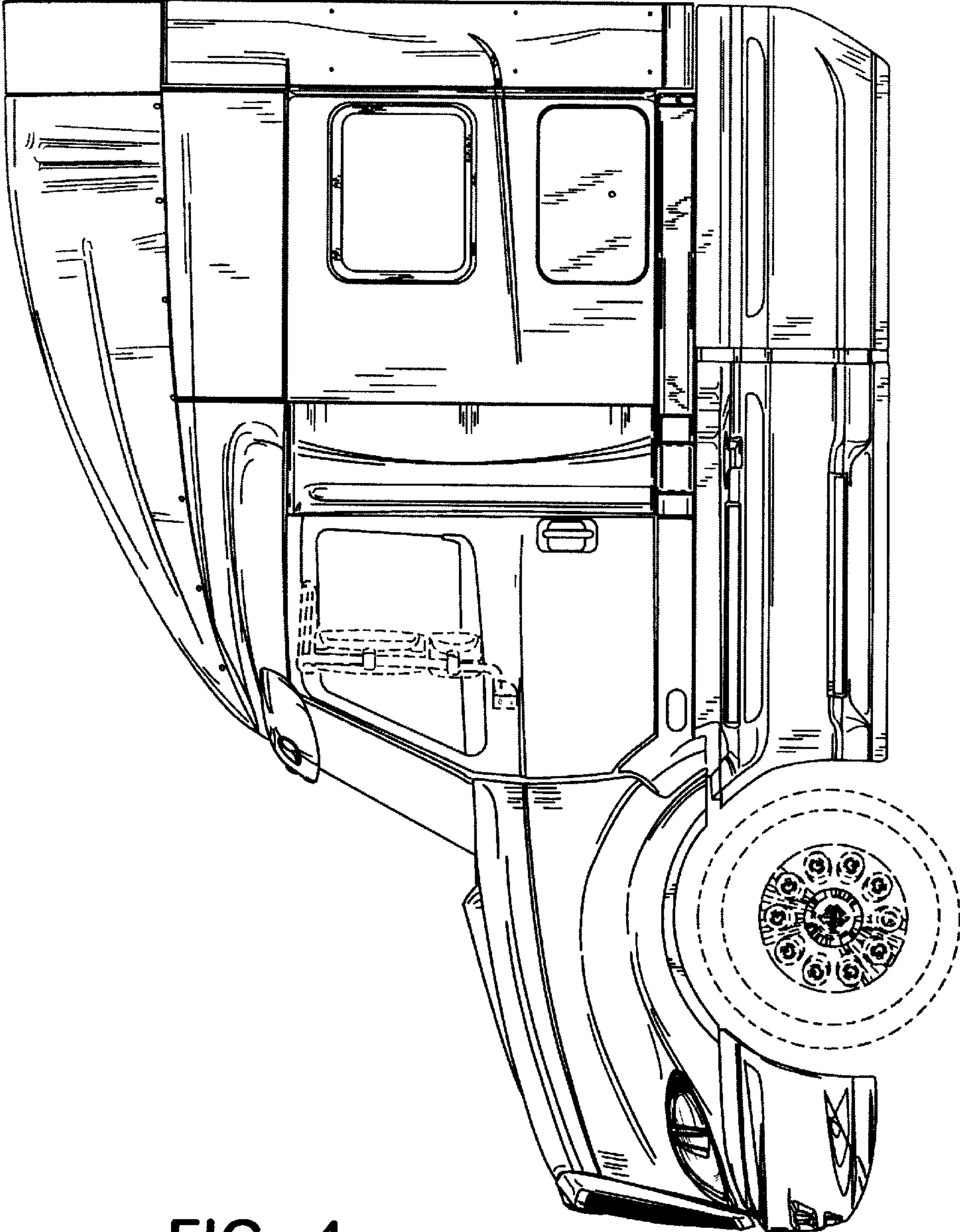


FIG. 4

FIG. 5

