



US00D542714S

(12) **United States Design Patent**  
**Markefka**

(10) **Patent No.:** **US D542,714 S**

(45) **Date of Patent:** **\*\* May 15, 2007**

(54) **SURFACE CONFIGURATION OF A VEHICLE, TOY, AND/OR OTHER REPLICAS**

*Primary Examiner*—Melody N. Brown  
(74) *Attorney, Agent, or Firm*—Crowell & Moring LLP

(75) **Inventor:** **Marc Michael Markefka**, Munich (DE)

(57) **CLAIM**

The ornamental design for a surface configuration of a vehicle, toy, and/or other replicas, as shown and described.

(73) **Assignee:** **Bayerische Motoren Werke Aktiengesellschaft**, Munich (DE)

**DESCRIPTION**

(\*\*) **Term:** **14 Years**

This application is related to the following co-pending applications, of the inventor, filed on even date herewith: application Ser. No. 29/255,177, entitled "Surface Configuration of a Vehicle, Toy, and/or Other Replicas"; application Ser. No. 29/255,187, entitled "Surface Configuration of a Front Bumper for a Vehicle"; application Ser. No. 29/255,180, entitled "Surface Configuration of a Rear Bumper for a Vehicle"; and application Ser. No. 29/255,172, entitled "Surface Configuration of a Side Mirror for a Vehicle".

(21) **Appl. No.:** **29/255,176**

(22) **Filed:** **Mar. 7, 2006**

(30) **Foreign Application Priority Data**

Sep. 8, 2005 (DE) ..... 4 05 04 712

(51) **LOC (8) Cl.** ..... **12-08**

(52) **U.S. Cl.** ..... **D12/91**

(58) **Field of Classification Search** ..... D12/90-92, D12/86; D21/424, 433, 548; 296/181.1, 181.5  
See application file for complete search history.

FIG. 1 is a left, front perspective view of a surface configuration of a vehicle, toy, and/or other replicas according to my novel design, the right, front perspective view being mirror symmetrical;

FIG. 2 is a left, rear perspective view thereof, the right, rear perspective view being mirror symmetrical;

FIG. 3 is a left side view thereof;

FIG. 4 is a right side view thereof;

FIG. 5 is a front view thereof;

FIG. 6 is a rear view thereof; and,

FIG. 7 is a top view thereof.

The broken lines are for illustrative purposes only and form no part of the claimed design.

(56) **References Cited**

**U.S. PATENT DOCUMENTS**


- D396,432 S \* 7/1998 Syring ..... D12/91
- D409,262 S 5/1999 Stephenson
- D478,533 S \* 8/2003 Nicholas et al. .... D12/91
- D490,019 S \* 5/2004 Sakae ..... D12/91
- D504,087 S \* 4/2005 Hakamata et al. .... D12/91
- D513,716 S \* 1/2006 Acampora ..... D12/91

**FOREIGN PATENT DOCUMENTS**

EM 000252523-0001 2/2003

\* cited by examiner

**1 Claim, 6 Drawing Sheets**



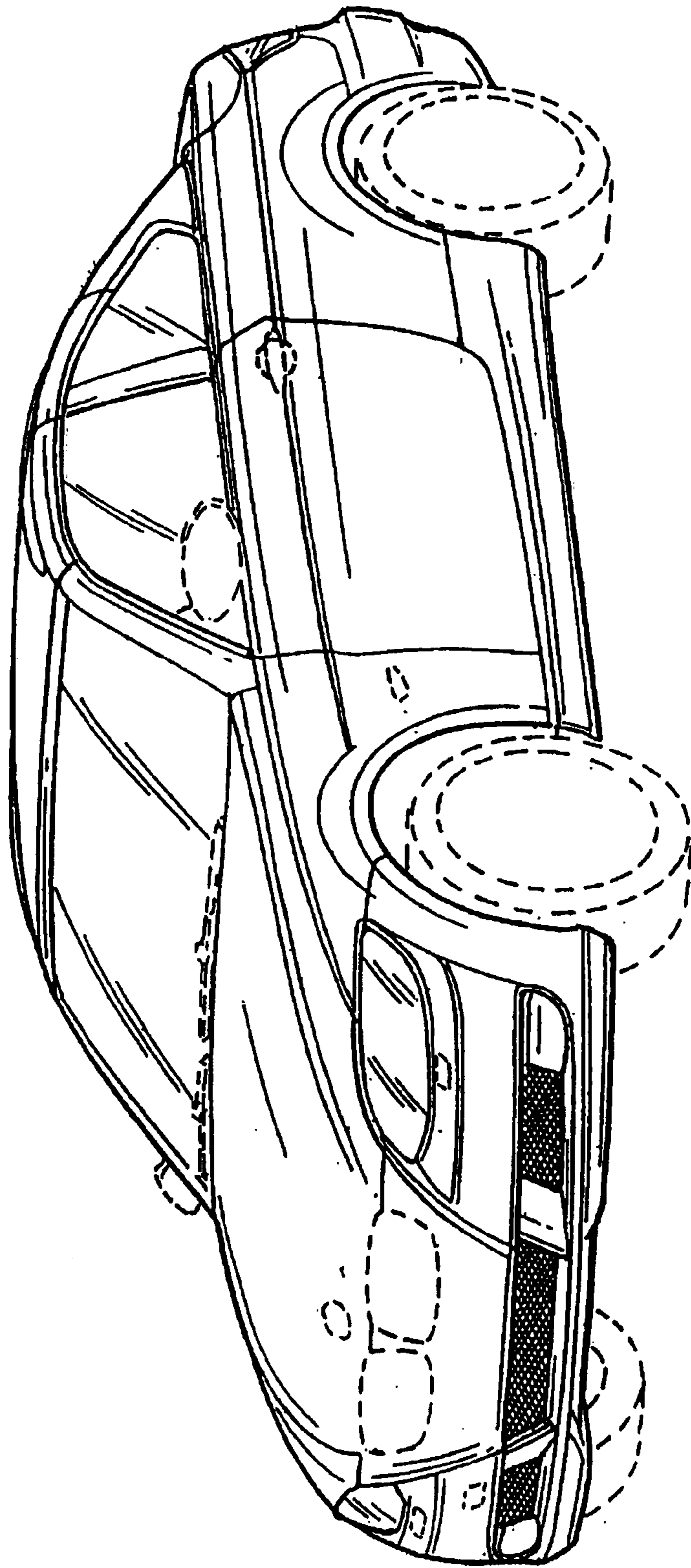


FIG. 1

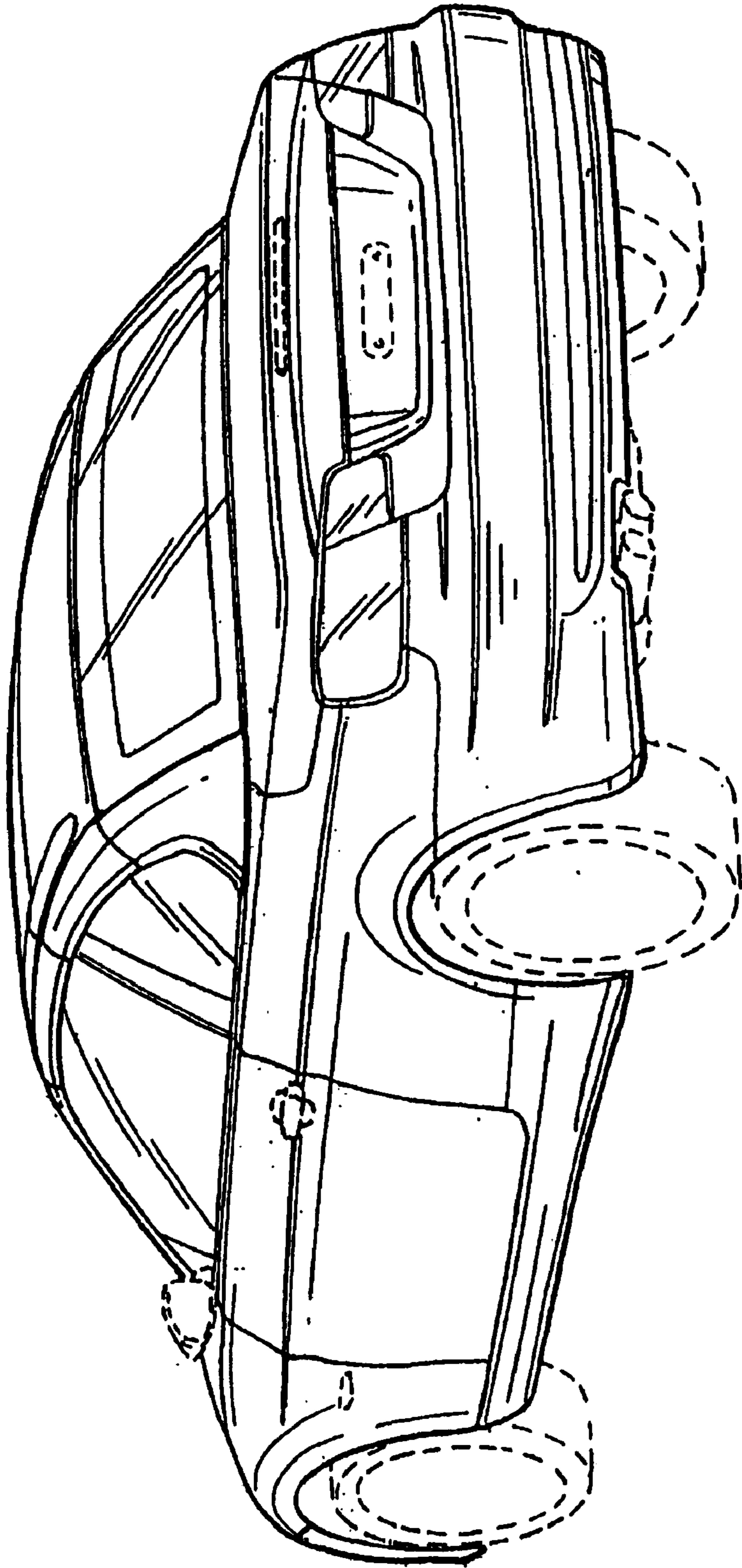


FIG. 2

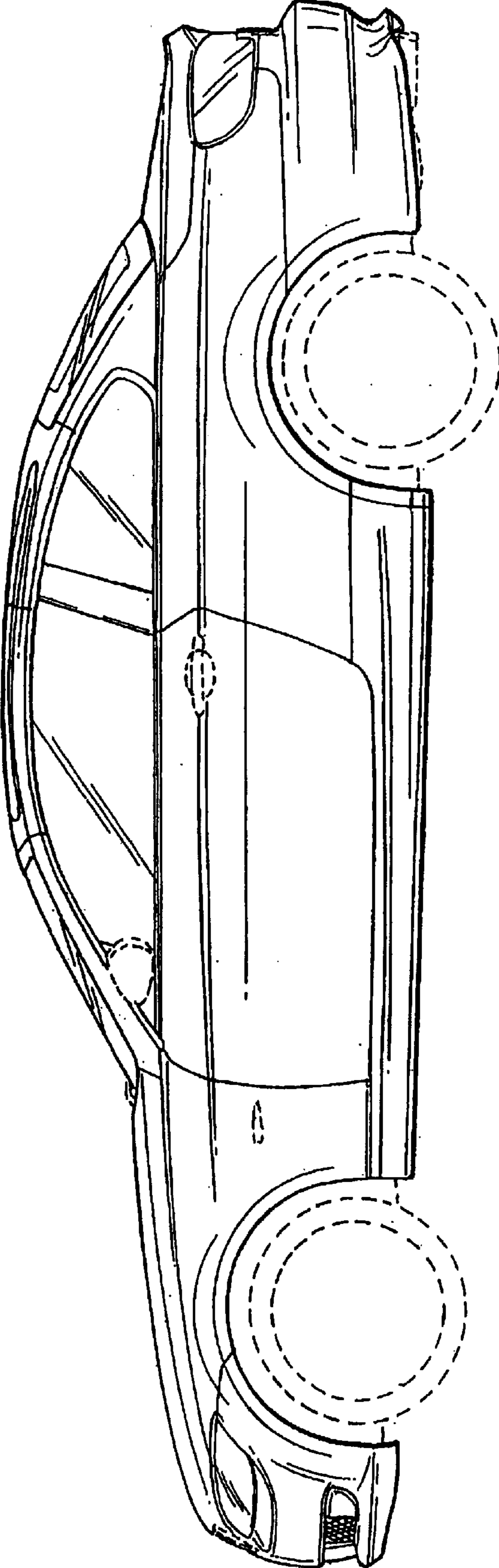


FIG. 3

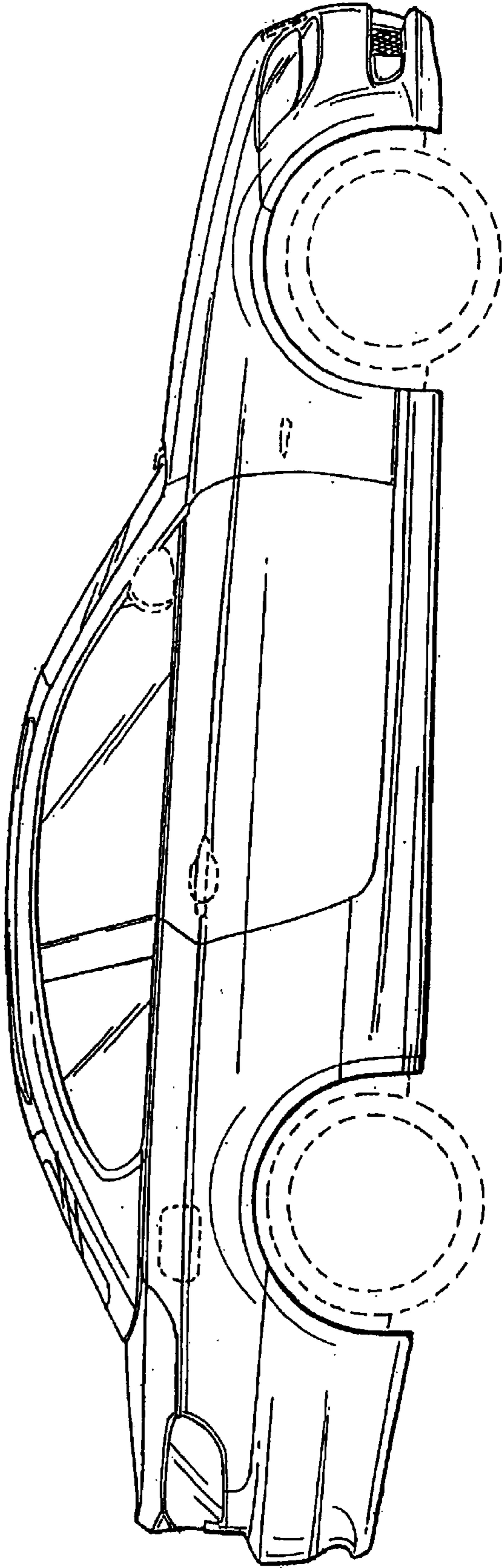


FIG. 4

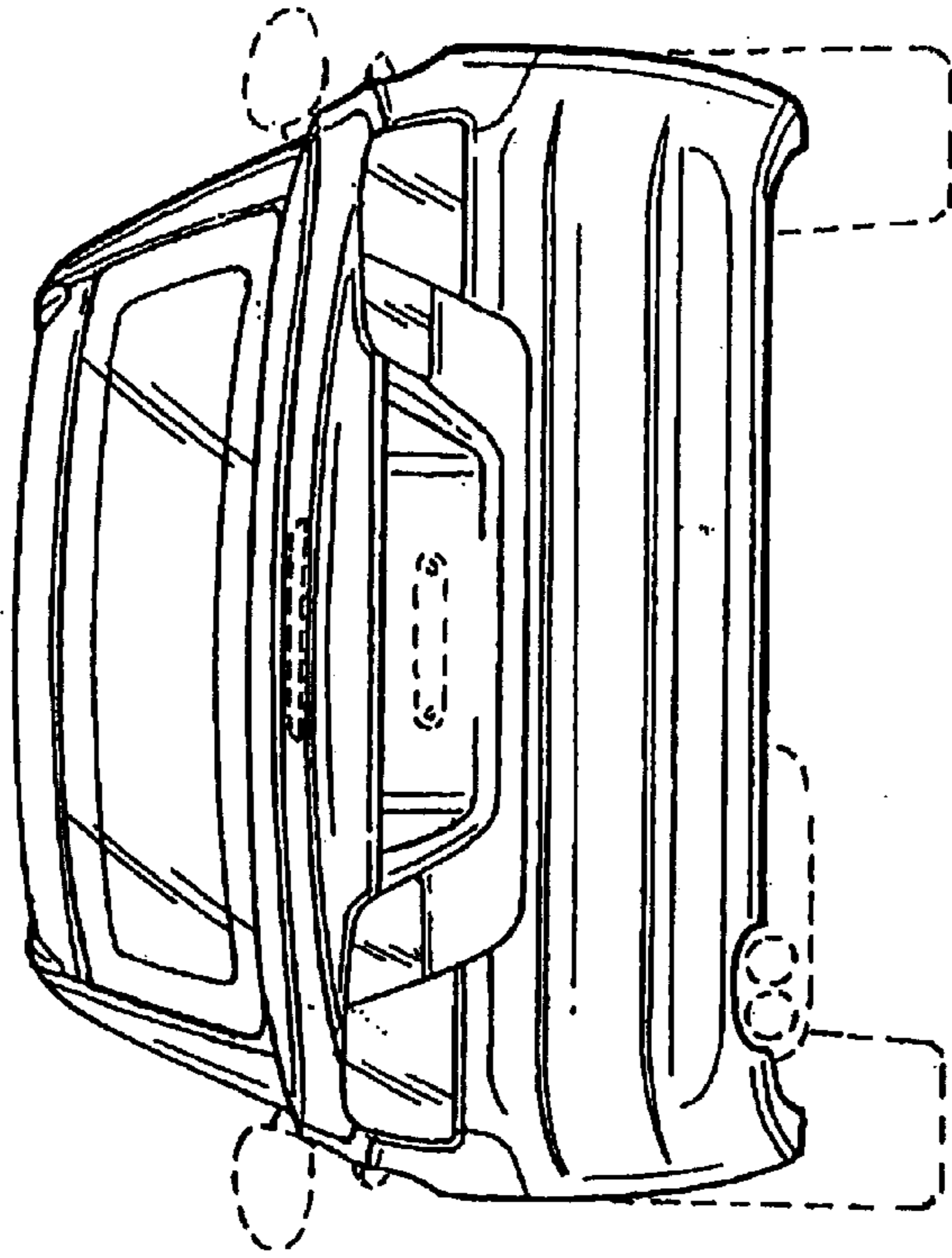


FIG. 5

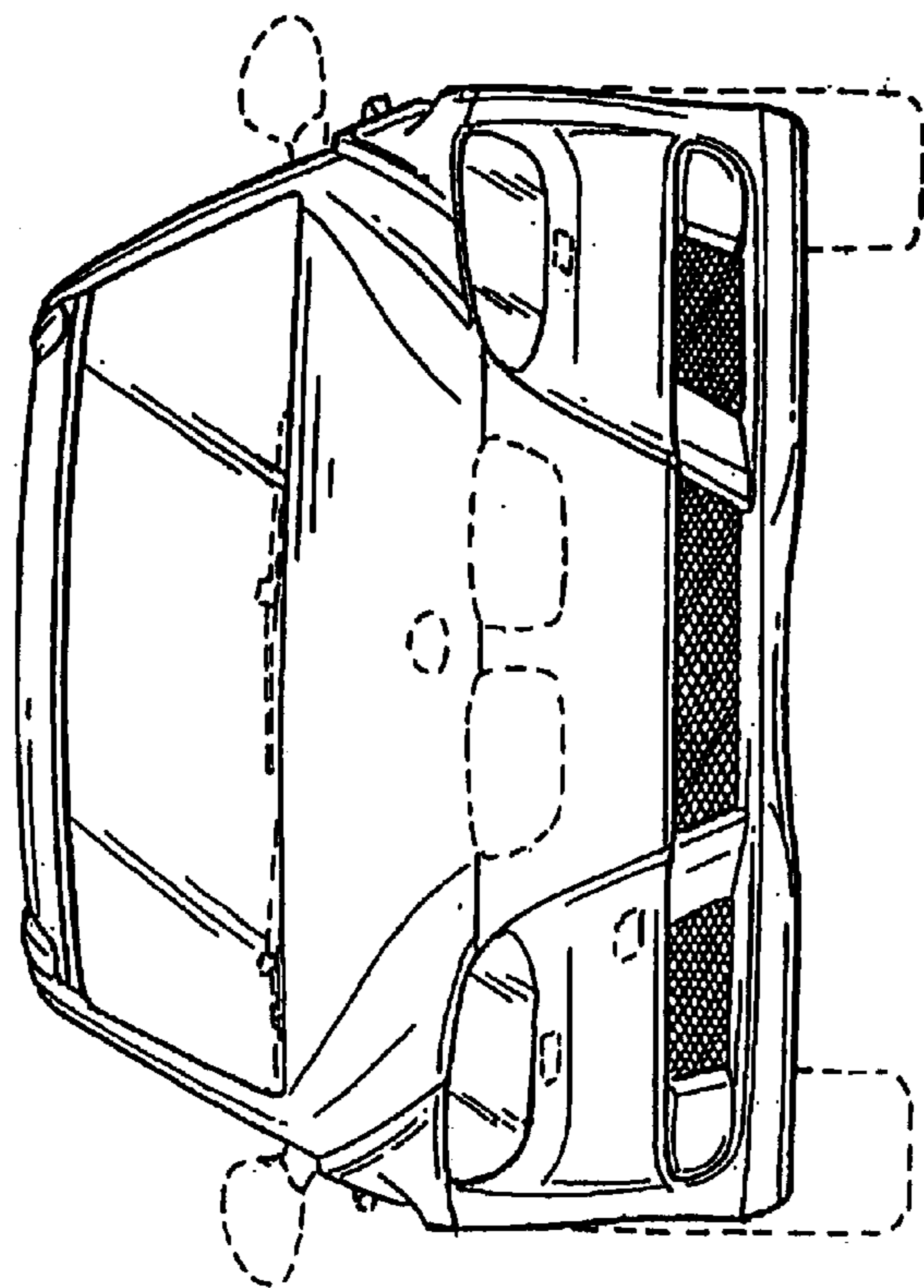


FIG. 6

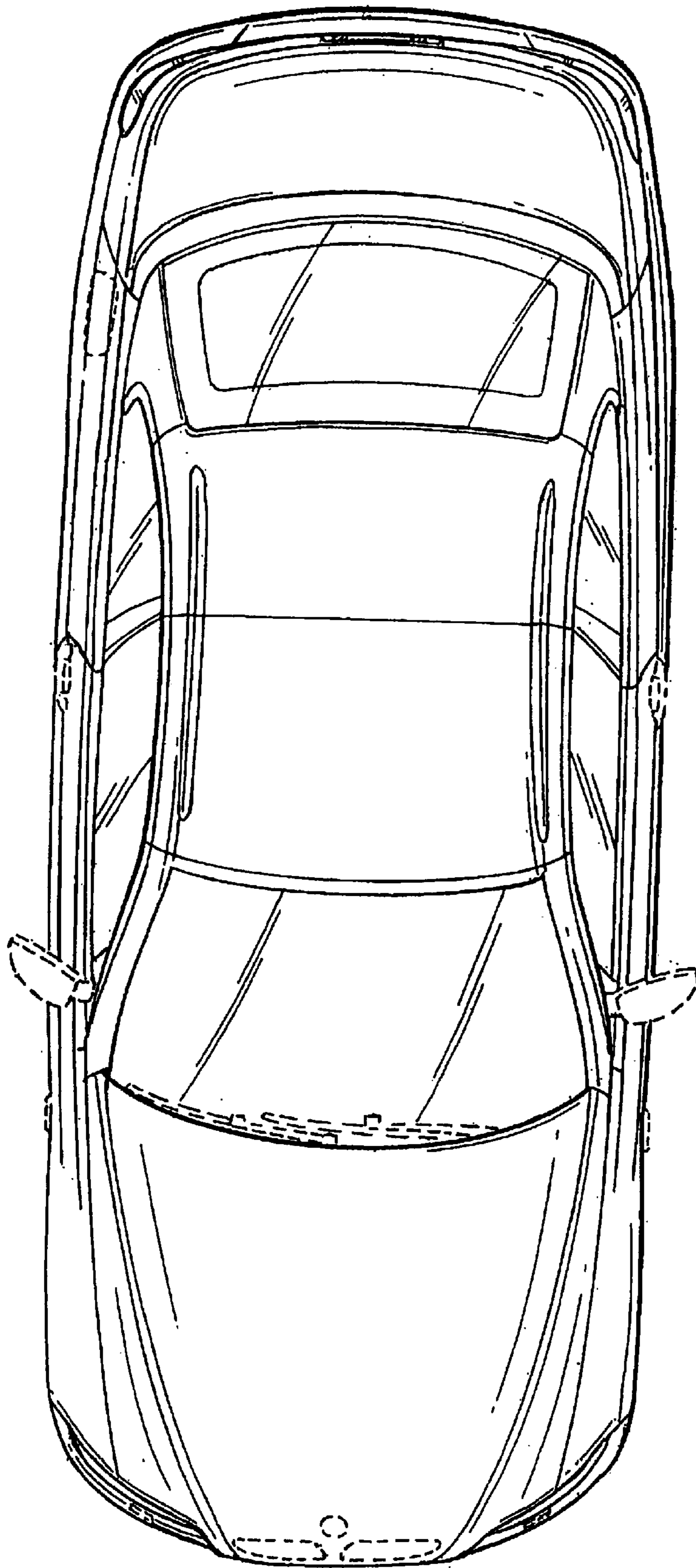


FIG. 7