



US00D542705S

(12) **United States Design Patent**
Peterson

(10) **Patent No.:** **US D542,705 S**

(45) **Date of Patent:** **** May 15, 2007**

- (54) **HOLDING DEVICE**
- (75) Inventor: **Thomas K. M. Peterson**, New Ulm, MN (US)
- (73) Assignee: **Trader Ridge LLC**, New Ulm, MN (US)
- (**) Term: **14 Years**

3,158,524 A	*	11/1964	Tong	47/41.01
D218,341 S	*	8/1970	Gianotti, Jr.	D11/147
D244,013 S	*	4/1977	Perkins	D11/147
D251,764 S	*	5/1979	Stahel	D11/147
4,461,118 A	*	7/1984	Fertig	47/41.01
4,606,950 A	*	8/1986	Corbet	47/41.12
D289,355 S	*	4/1987	Paulides	D7/523
4,958,461 A	*	9/1990	Aldrich	47/41.01
D390,499 S	*	2/1998	Durham et al.	D11/152

* cited by examiner

- (21) Appl. No.: **29/257,453**
- (22) Filed: **Apr. 4, 2006**

Primary Examiner—Robert M. Spear
Assistant Examiner—Garth Rademaker
 (74) *Attorney, Agent, or Firm*—Haugen Law Firm PLLP

- (51) **LOC (8) Cl.** **11-02**
- (52) **U.S. Cl.** **D11/147; D19/85**
- (58) **Field of Classification Search** D11/143–149, D11/152–156; D6/403, 404, 556–558; D7/515, D7/518, 521, 523, 549, 554.3, 562, 564; D19/77, 80–82, 84, 85; D26/9, 16; 47/32.7, 47/2, 29, 41.01, 41.1, 41.12–41.15, 44–47, 47/65.5, 66.1, 66.6, 66.7, 67–71
 See application file for complete search history.

(57) **CLAIM**

The ornamental design for a holding device, as shown and described.

DESCRIPTION

FIG. 1 is a perspective view of a holding device showing my new design;
 FIG. 2 is a front elevational view thereof; and,
 FIG. 3 is a top plan view thereof.

(56) **References Cited**

U.S. PATENT DOCUMENTS

D48,166 S * 11/1915 Bennett D11/147

1 Claim, 2 Drawing Sheets

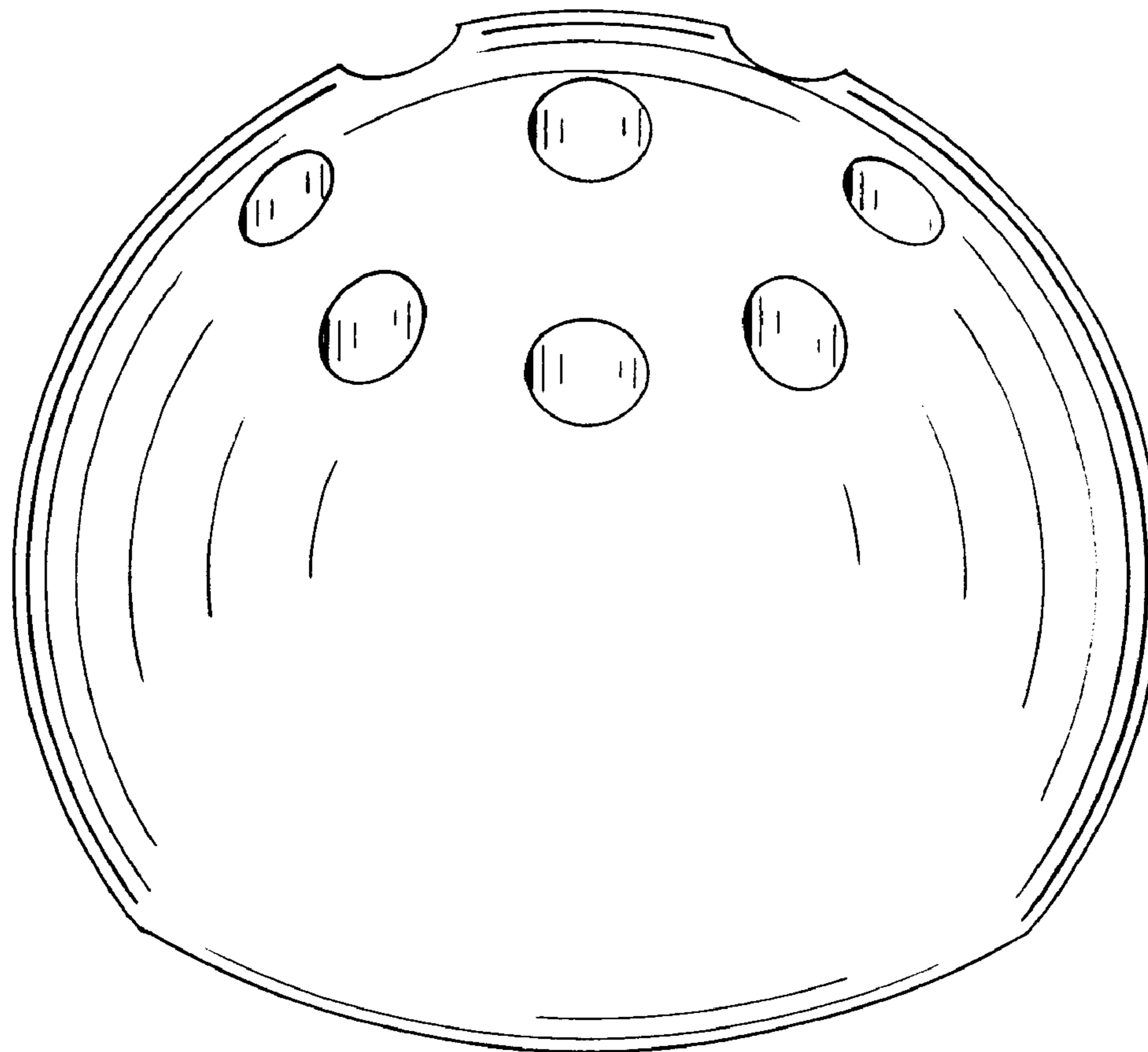


Fig.-1

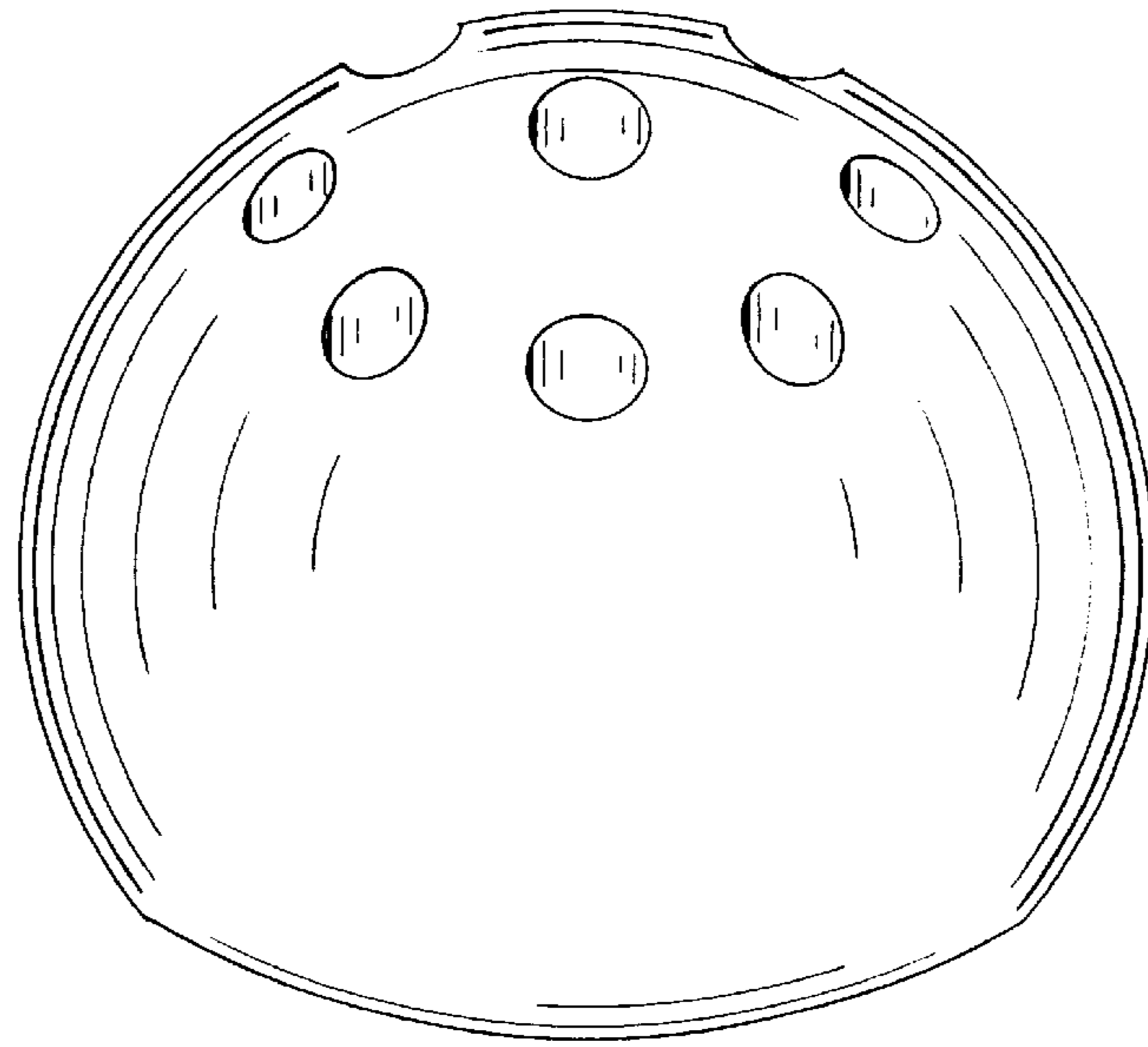


Fig.-2

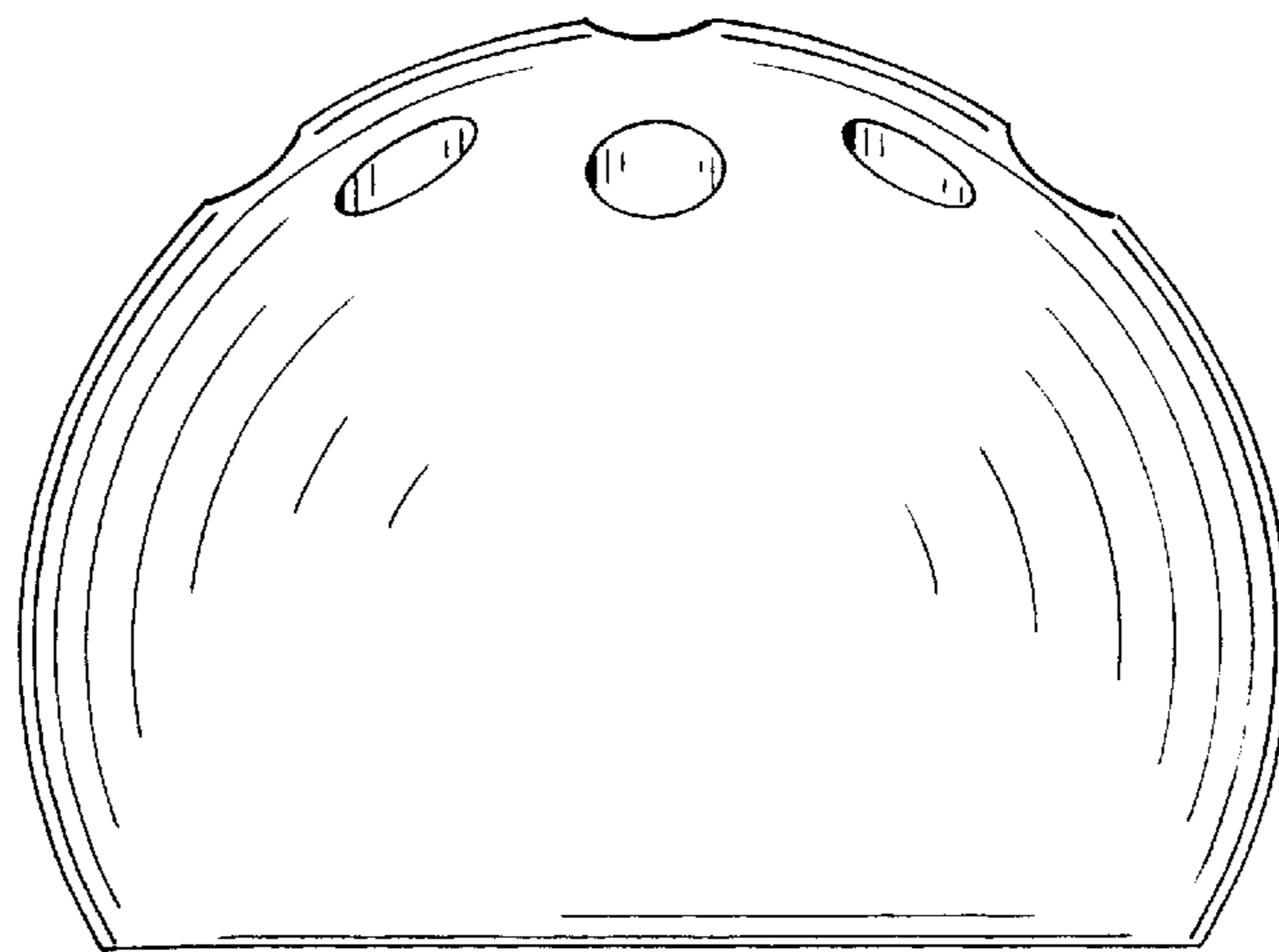


Fig. - 3

