

US00D542703S

(12) **United States Design Patent**
Reibson

(10) **Patent No.:** **US D542,703 S**

(45) **Date of Patent:** **** May 15, 2007**

(54) **SNOWMAN FIGURINE**

(75) **Inventor:** **Kittie Reibson**, 10980 SW. 81st. Ave.,
Tigard, OR (US) 97223

(73) **Assignee:** **Kittie Reibson**, Tigard, OR (US)

(**) **Term:** **14 Years**

(21) **Appl. No.:** **29/214,427**

(22) **Filed:** **Sep. 30, 2004**

(51) **LOC (8) Cl.** **11-04**

(52) **U.S. Cl.** **D11/128**

(58) **Field of Classification Search** D11/117,
D11/121, 125, 127, 128, 131, 157, 158, 160;
D21/627, 629; 428/7-28

See application file for complete search history.

(56) **References Cited**

U.S. PATENT DOCUMENTS

| | | | | | |
|-------------|---|---------|----------------|-------|-----------|
| D208,827 S | * | 10/1967 | Darr | | D9/617 |
| D249,027 S | * | 8/1978 | Dibble | | D11/125 |
| D280,553 S | * | 9/1985 | Fieschi et al. | | D26/7 |
| D296,807 S | * | 7/1988 | Shaw et al. | | D21/629 |
| D345,435 S | * | 3/1994 | McLaughlin, II | | D26/125 |
| D345,945 S | * | 4/1994 | Starzak | | D11/130.1 |
| 5,380,237 A | * | 1/1995 | Kenyon | | 446/491 |
| D372,205 S | * | 7/1996 | Mason | | D11/128 |
| D402,395 S | * | 12/1998 | Archambault | | D26/126 |
| D428,808 S | * | 8/2000 | Ying | | D9/617 |

| | | | | | |
|------------|---|---------|----------------|-------|---------|
| D453,707 S | * | 2/2002 | Wu | | D11/121 |
| D458,697 S | * | 6/2002 | Kaufman et al. | | D26/7 |
| D473,485 S | * | 4/2003 | Danon et al. | | D11/128 |
| D484,826 S | * | 1/2004 | Puntch | | D11/128 |
| D498,430 S | * | 11/2004 | Chen | | D11/128 |
| D508,629 S | * | 8/2005 | Pichoff | | D6/588 |

* cited by examiner

Primary Examiner—Stella Reid

Assistant Examiner—Elizabeth J. Oswecki

(74) *Attorney, Agent, or Firm*—Schwabe Williamson & Wyatt

(57) **CLAIM**

The ornamental design of a snowman figurine, as shown and described.

DESCRIPTION

FIG. 1 is a top elevational view of the melting snowman figurine showing my new design;

FIG. 2 is a rear plan view thereof;

FIG. 3 is a front plan view thereof;

FIG. 4 is the left side plan view thereof;

FIG. 5 is a bottom elevational view thereof; and,

FIG. 6 the right side plan view thereof.

The shading shown in these figures is merely for illustrative and environmental purposes and forms no part of the claimed design.

1 Claim, 1 Drawing Sheet




FIG. 1

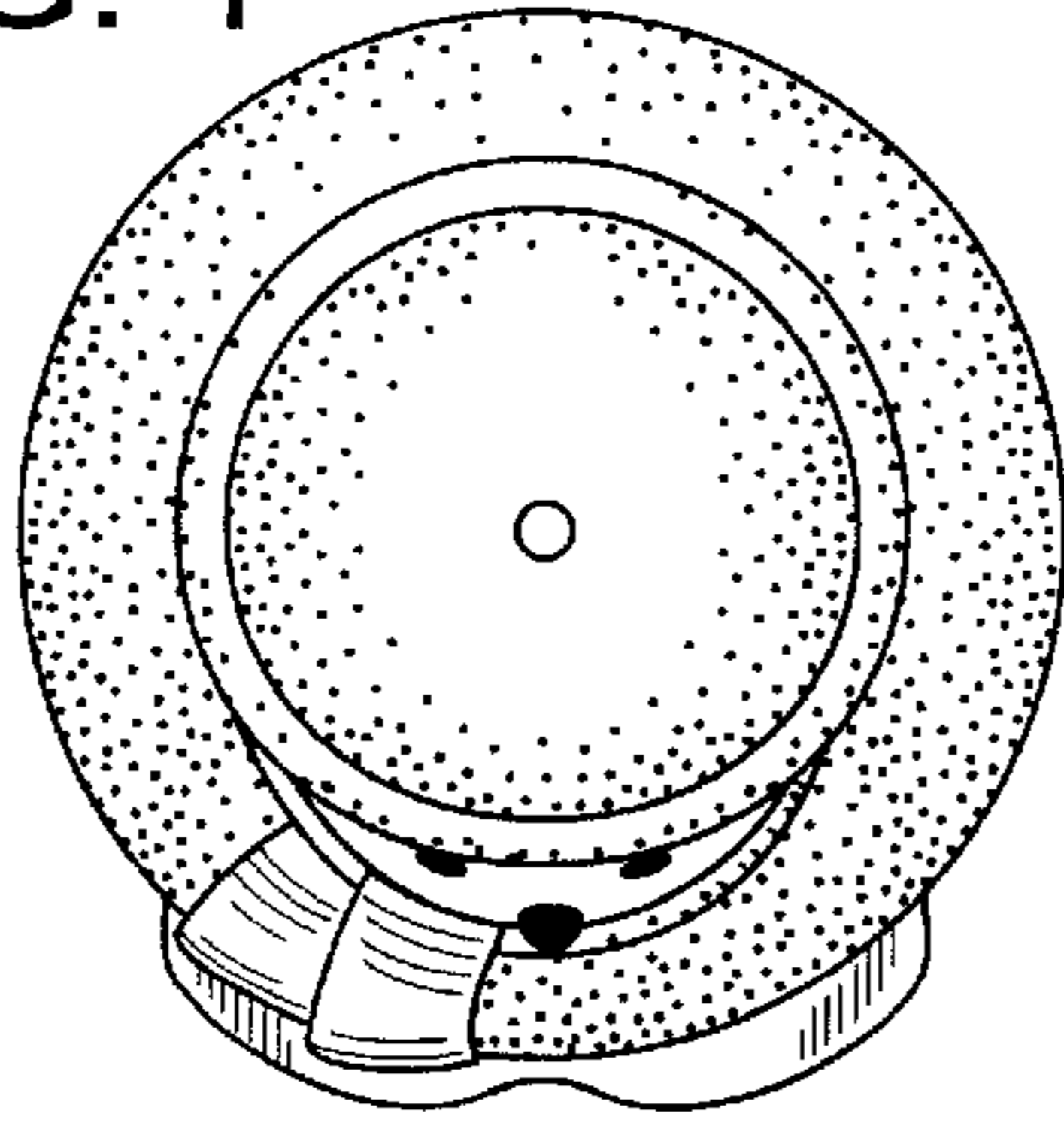


FIG. 2

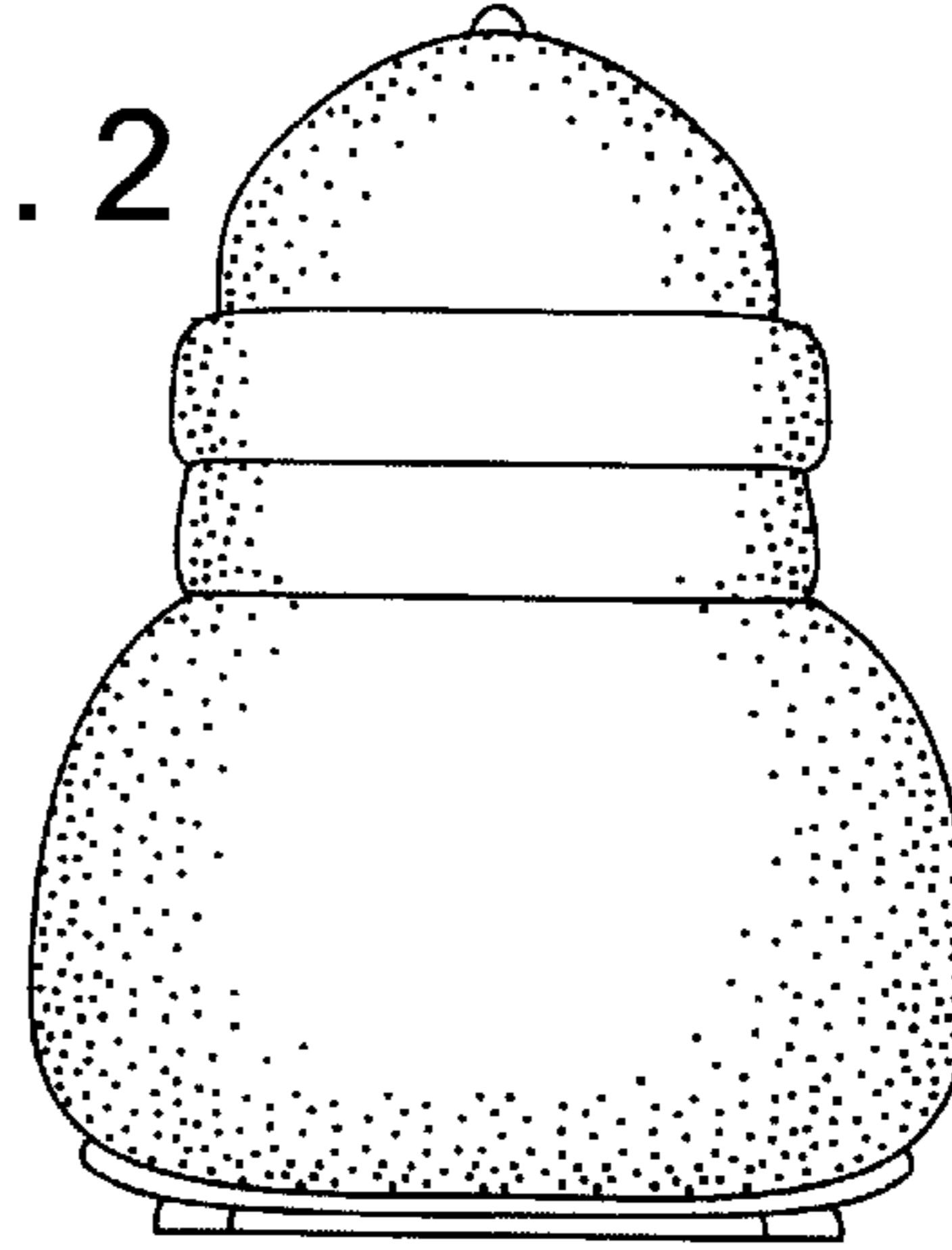


FIG. 3



FIG. 4

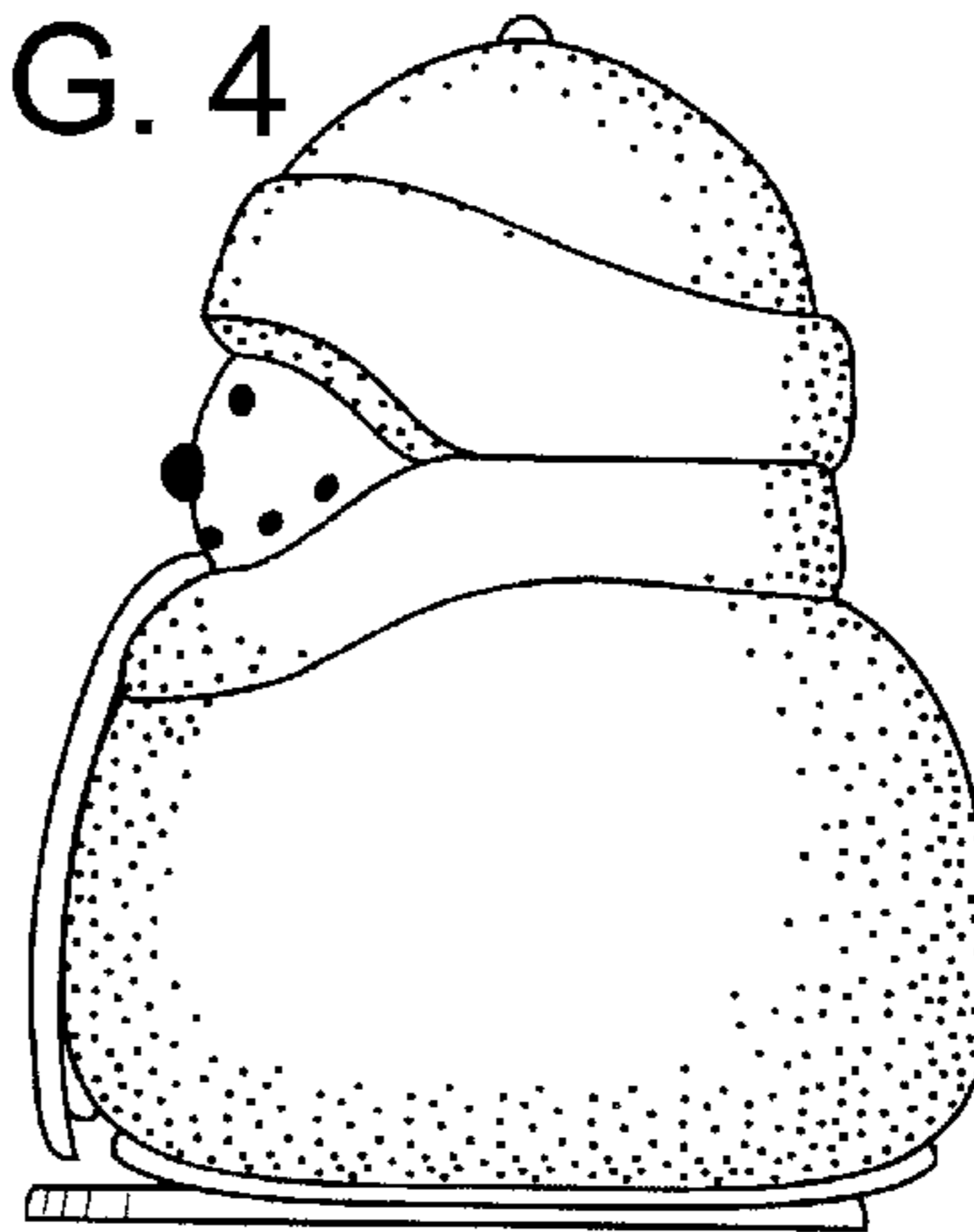


FIG. 5

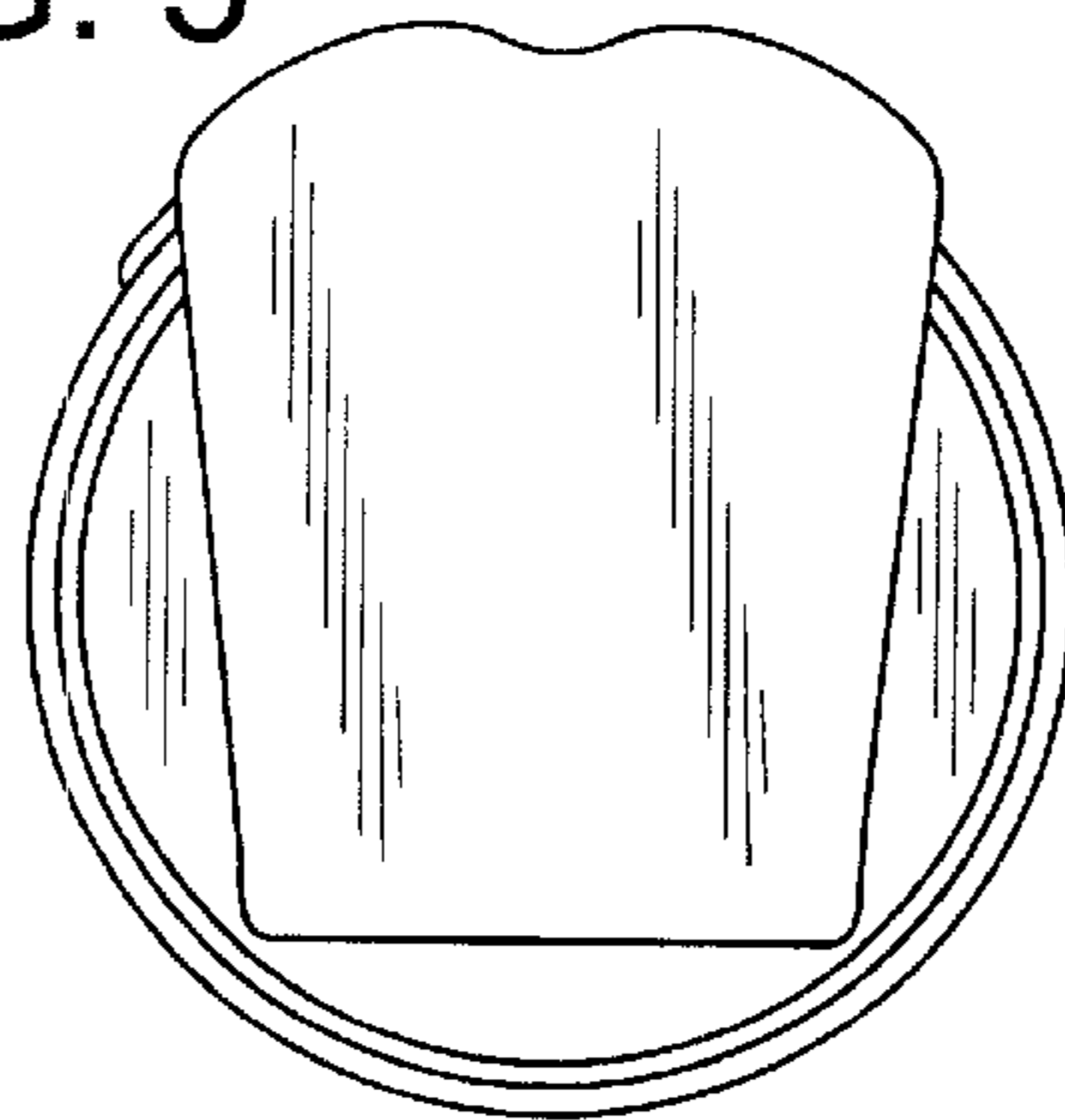


FIG. 6

