

US00D542693S

(12) **United States Design Patent**  
**Sabet**

(10) **Patent No.:** **US D542,693 S**

(45) **Date of Patent:** **\*\* May 15, 2007**

(54) **SETTING FOR A RING**

(75) Inventor: **John F. Sabet**, 5924 Leesburg Pike,  
Falls Church, VA (US) 22041

(73) Assignee: **John F. Sabet**, Reston, VA (US)

(\*\*) Term: **14 Years**

(21) Appl. No.: **29/232,699**

(22) Filed: **Jun. 23, 2005**

(51) **LOC (8) Cl.** ..... **11-01**

(52) **U.S. Cl.** ..... **D11/34; D11/91**

(58) **Field of Classification Search** ..... D11/26-39,  
D11/89-92; 63/15, 15.1-15.4, 15.45, 15.5,  
63/15.6, 15.65, 15.7, 26-27

See application file for complete search history.

(56) **References Cited**

**U.S. PATENT DOCUMENTS**

D37,576 S	10/1905	Wodiska	
D50,762 S	5/1917	Sheff	
D63,548 S	12/1923	Anshen	
D68,149 S	* 9/1925	Lindberg	..... D11/38
D107,649 S	* 12/1937	Kiepe	..... D11/92
D152,253 S	* 1/1949	Gaertner	..... D11/34
D192,380 S	3/1962	Collerman	
D245,590 S	8/1977	Laidlaw	
D403,611 S	1/1999	Lai	
D420,936 S	2/2000	Murray	
D439,190 S	* 3/2001	Itzkowitz	..... D11/26
D447,716 S	* 9/2001	Itzkowitz	..... D11/26
D451,046 S	* 11/2001	Itzkowitz	..... D11/26

D489,022 S	* 4/2004	Riggio	..... D11/38
D506,158 S	* 6/2005	McMullan et al.	..... D11/91
D513,203 S	12/2005	Liechtung	
D513,712 S	* 1/2006	Koren	..... D11/34
D520,397 S	* 5/2006	Rives	..... D11/34

\* cited by examiner

*Primary Examiner*—Ian Simmons

*Assistant Examiner*—Melanie Levy

(74) *Attorney, Agent, or Firm*—Pillsbury Winthrop Shaw Pittman, LLP

(57) **CLAIM**

The ornamental design for a setting for a ring, as shown and described.

**DESCRIPTION**

FIG. 1 is a top perspective illustration of a ring of my design; FIG. 2 is a front side view thereof, the rear side view being a mirror image thereof;

FIG. 3 is a left side view thereof, the right side view being a mirror image thereof;

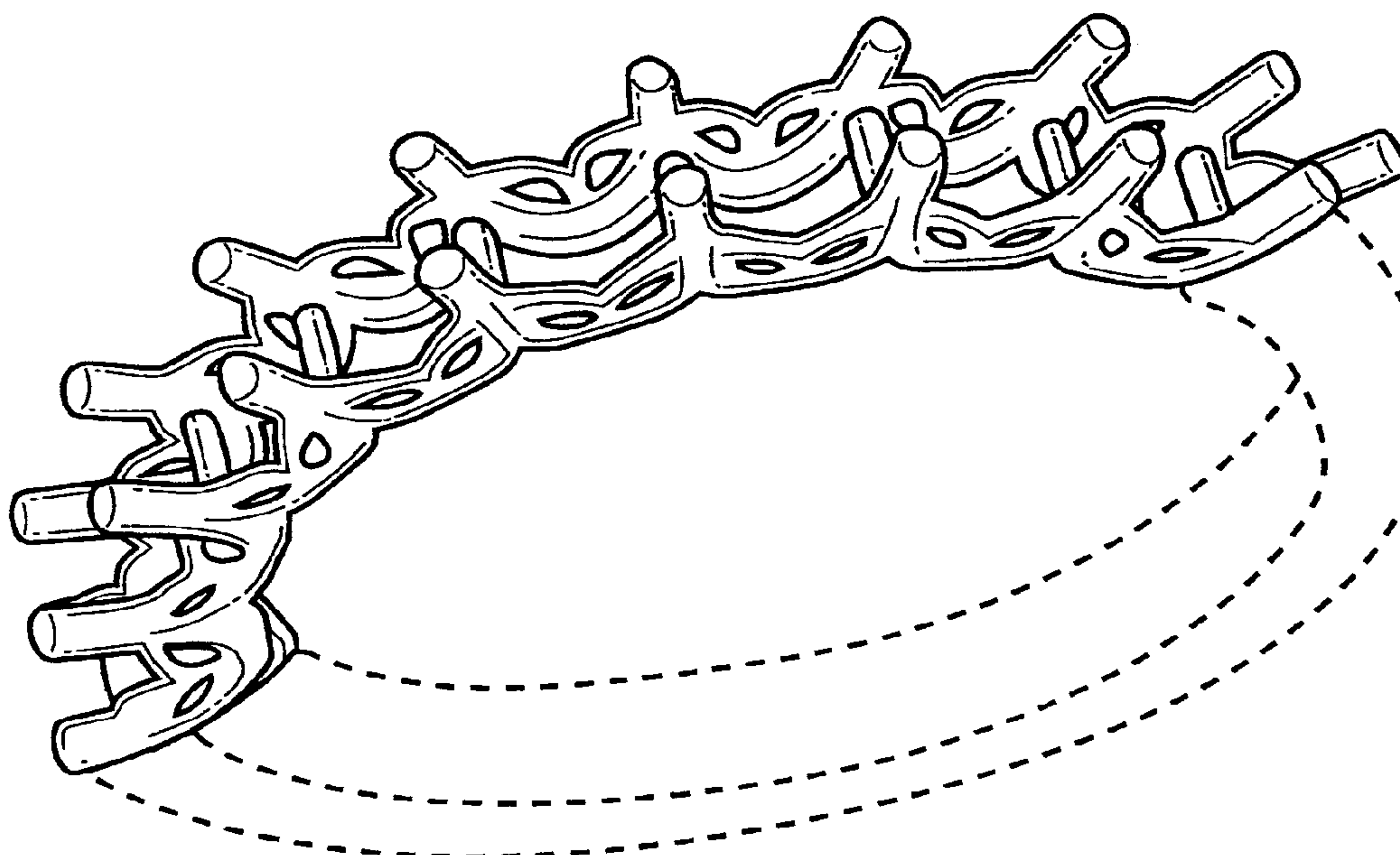
FIG. 4 is a top view thereof; and,

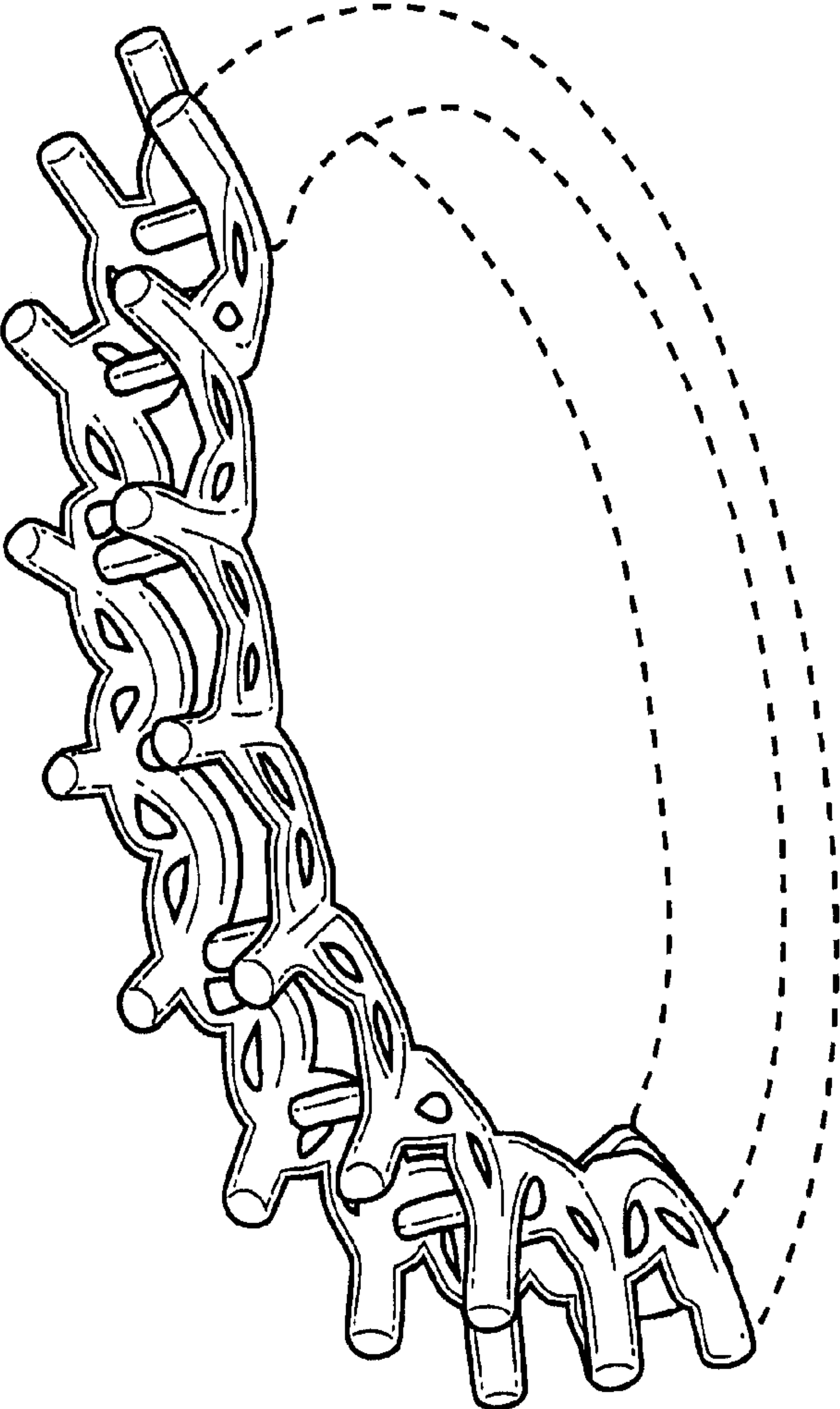
FIG. 5 is a bottom view thereof.

Where included, broken lines showing environment or structure are for illustrative purposes only and form no part of the claimed design.


Particular views of an embodiment that are omitted indicate that the particular view is plain and unornamented or that the particular view does not elaborate upon any portion of the claimed design.

**1 Claim, 3 Drawing Sheets**

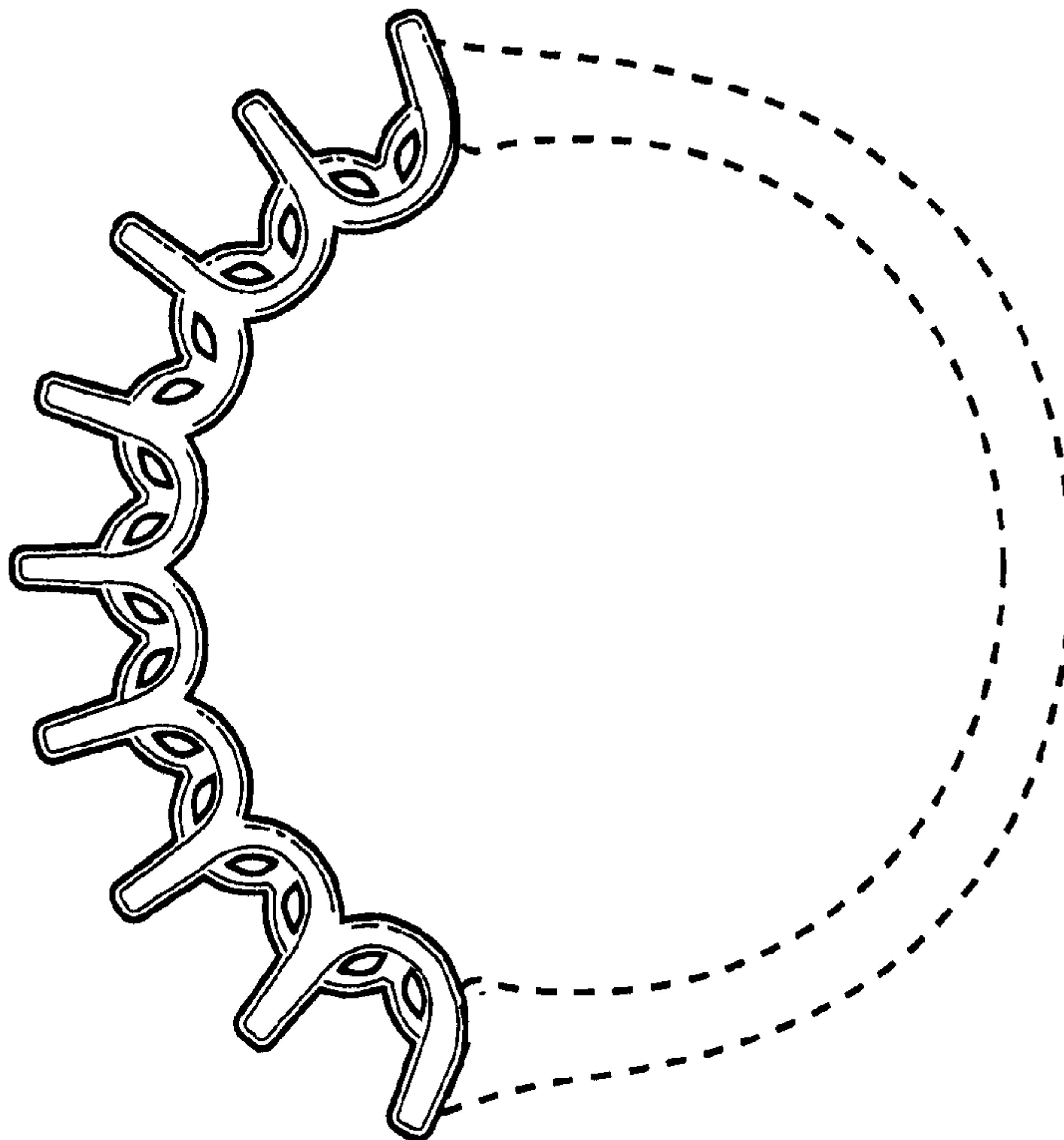





**FIG. 1**



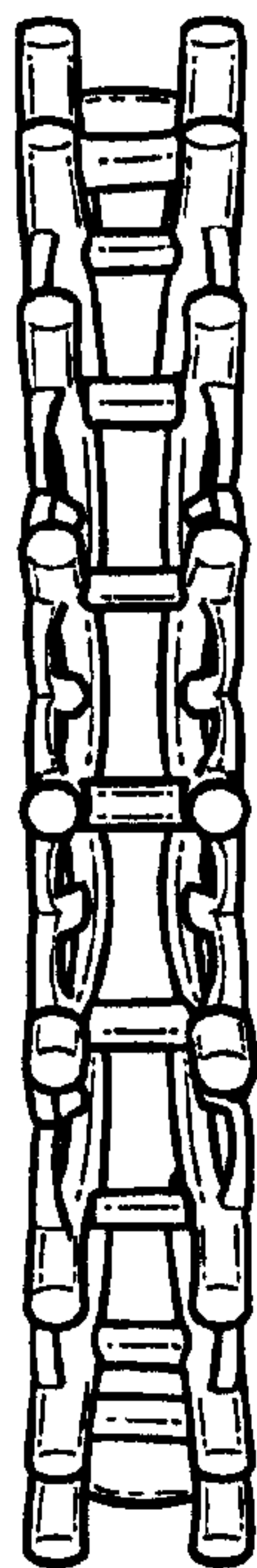
**FIG. 3**



**FIG. 2**



**FIG. 5**



**FIG. 4**