

US00D542691S

(12) **United States Design Patent**
Sandberg

(10) **Patent No.:** **US D542,691 S**

(45) **Date of Patent:** **** May 15, 2007**

(54) **RING**

(75) **Inventor:** **Sam Sandberg**, New York, NY (US)

(73) **Assignee:** **Sandberg & Sikorski Corporation**,
New York, NY (US)

(**) **Term:** **14 Years**

(21) **Appl. No.:** **29/231,118**

(22) **Filed:** **Jun. 1, 2005**

(51) **LOC (8) Cl.** **11-01**

(52) **U.S. Cl.** **D11/34; D11/36**

(58) **Field of Classification Search** D11/1-4,
D11/6, 9-10, 12, 17, 22, 26-50, 53-79, 81,
D11/84, 91-95, 103, 108; 63/1.13, 3-4, 12-13,
63/14.1-14.9, 15, 15.1-15.4, 15.45, 15.5-15.6,
63/15.65, 15.7-15.9, 20, 22-23, 26-29, 35,
63/43

See application file for complete search history.

(56) **References Cited**

U.S. PATENT DOCUMENTS

5,027,617 A * 7/1991 Bonchek 63/15.3

D353,120 S * 12/1994 Pandel D11/42
D363,252 S * 10/1995 Ambar et al. D11/34
D373,969 S * 9/1996 Ambar D11/34
D427,540 S * 7/2000 Calvani D11/40
D432,938 S * 10/2000 Vardakis et al. D11/26
D439,190 S * 3/2001 Itzkowitz D11/26
D449,245 S * 10/2001 Ambar D11/36
D490,338 S * 5/2004 Hurwitz D11/34
D493,741 S * 8/2004 Pachachi D11/26

* cited by examiner

Primary Examiner—Cathy Anne MacCormac

(74) *Attorney, Agent, or Firm*—Gottlieb, Rackman & Reisman

(57) **CLAIM**

The ornamental design for a ring, as shown and described.

DESCRIPTION

FIG. 1 is a front perspective view of a ring;
FIG. 2 is a top plan view thereof;
FIG. 3 is a side elevational view thereof;
FIG. 4 is a rear elevational view thereof; and,
FIG. 5 is a bottom plan view thereof.

1 Claim, 2 Drawing Sheets

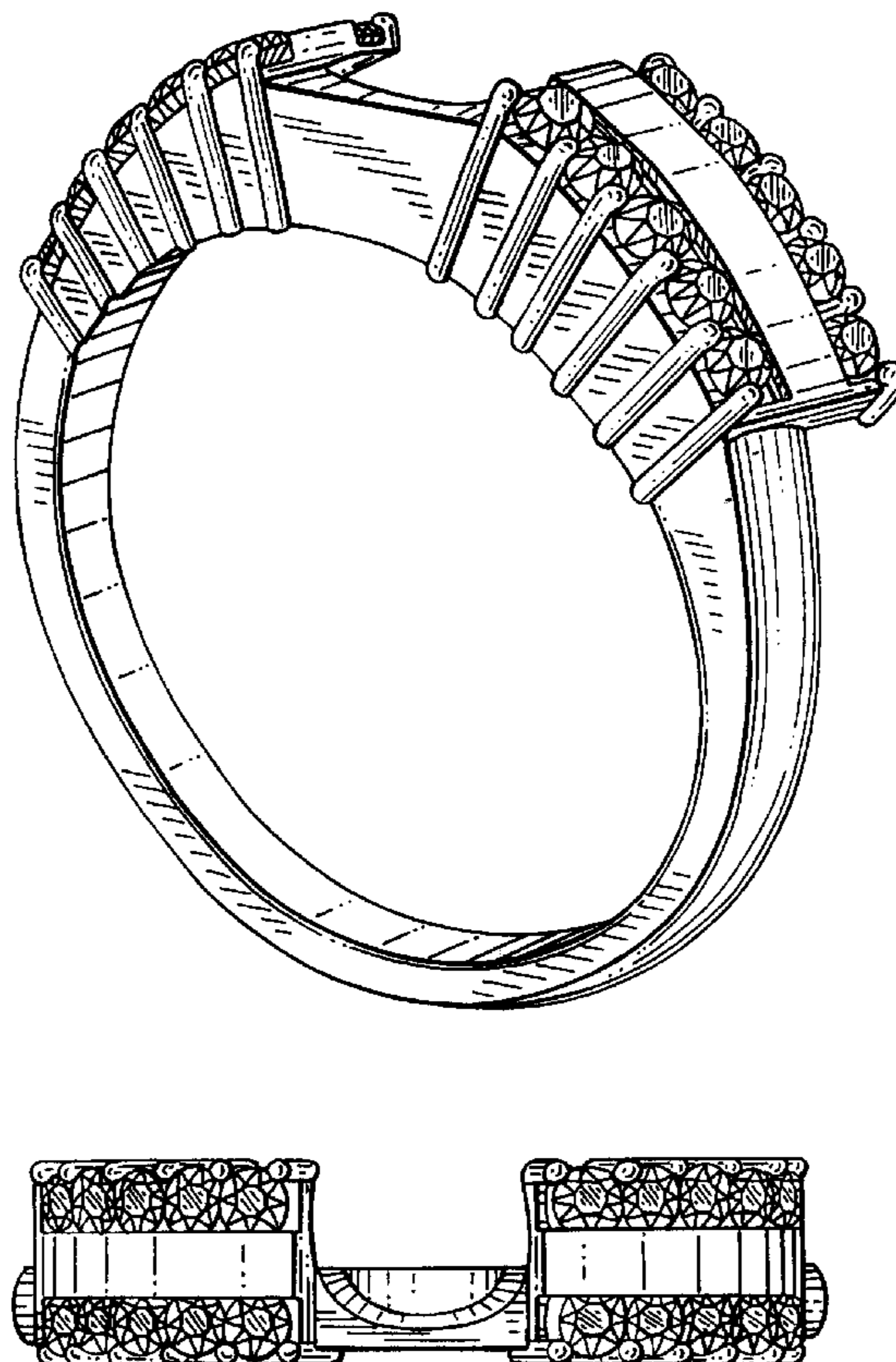


FIG. 1

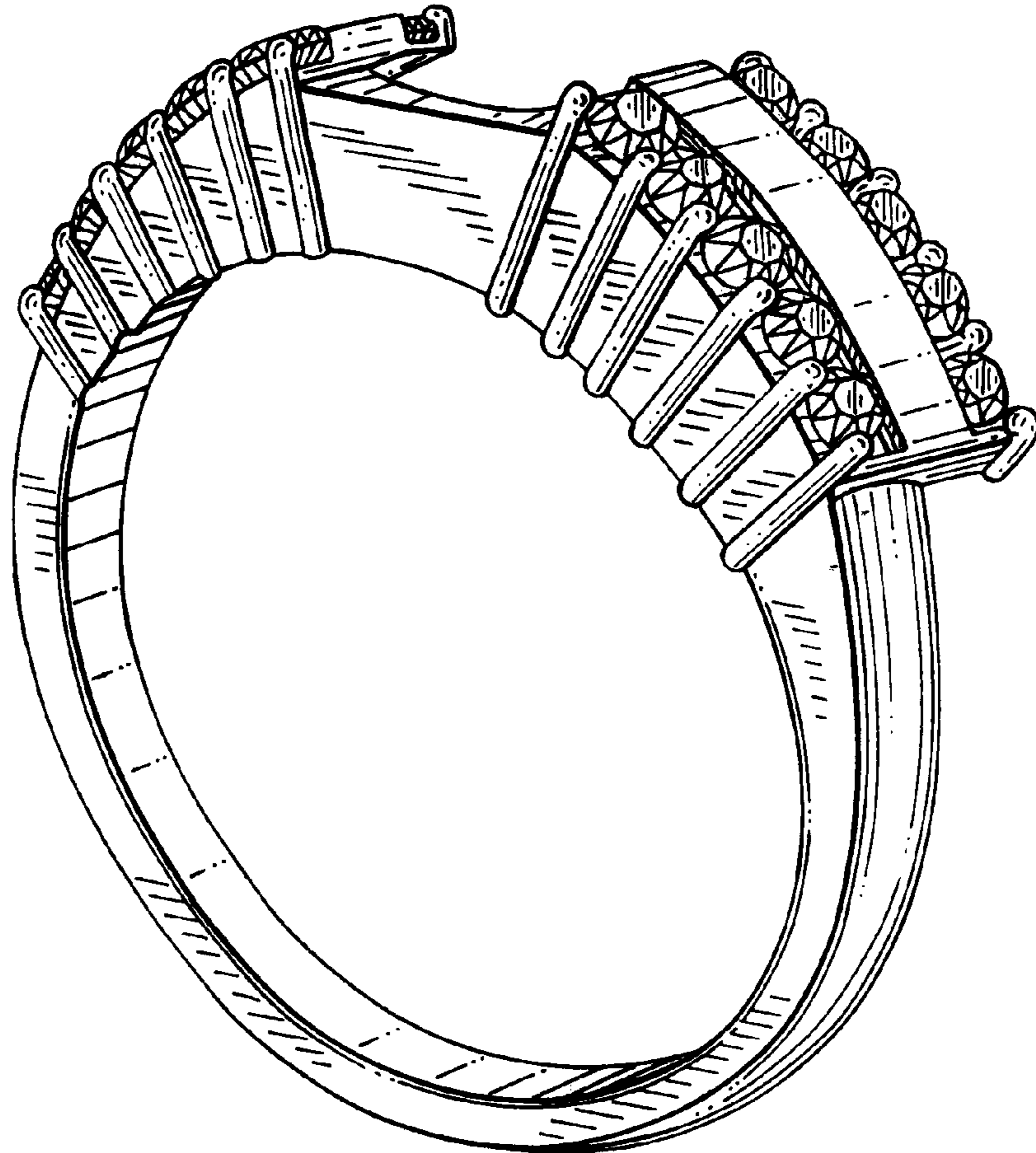


FIG. 2

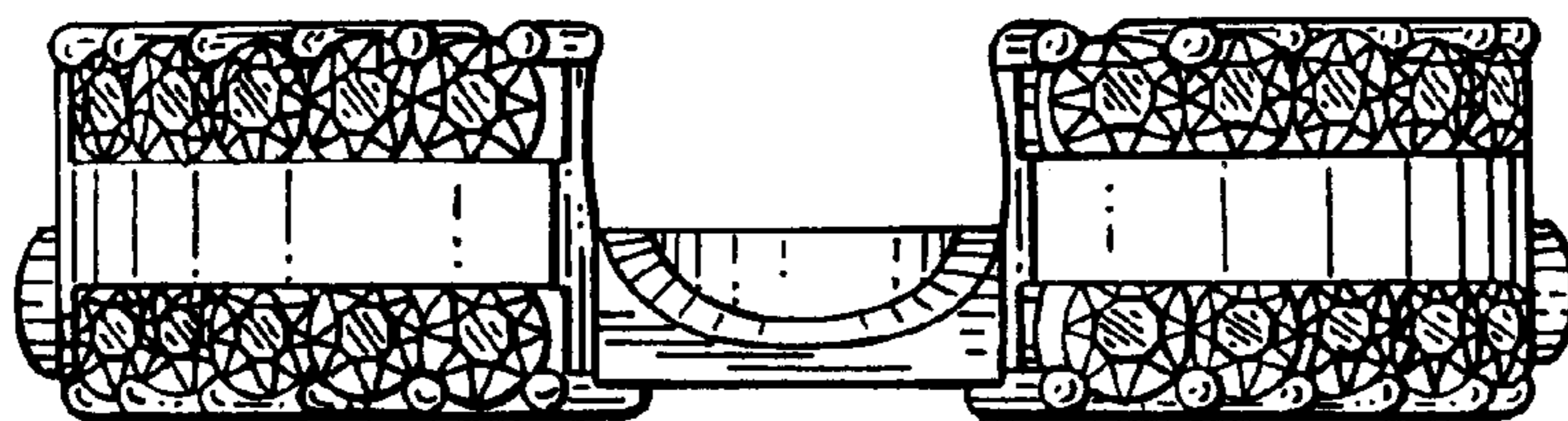


FIG. 3

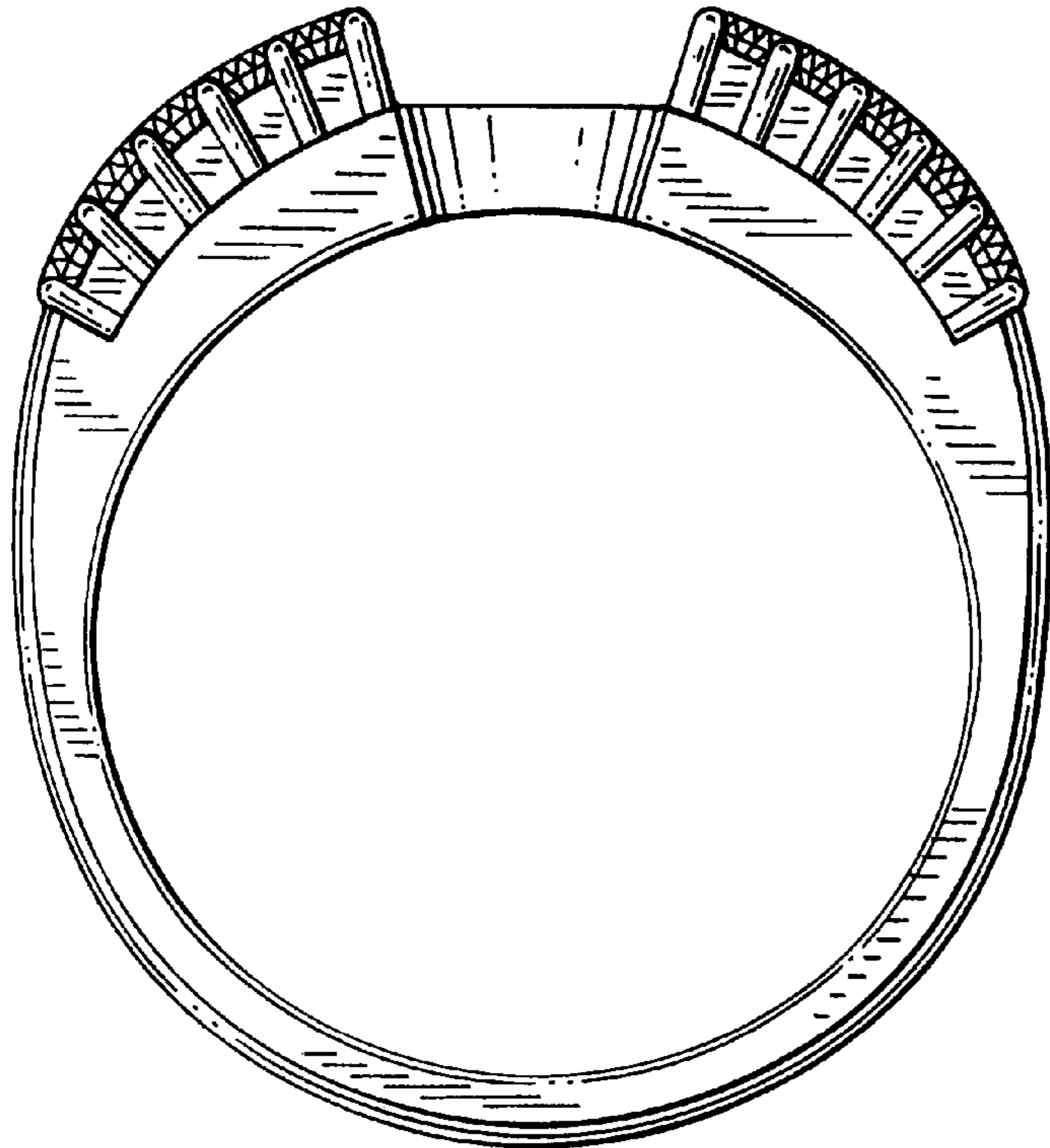
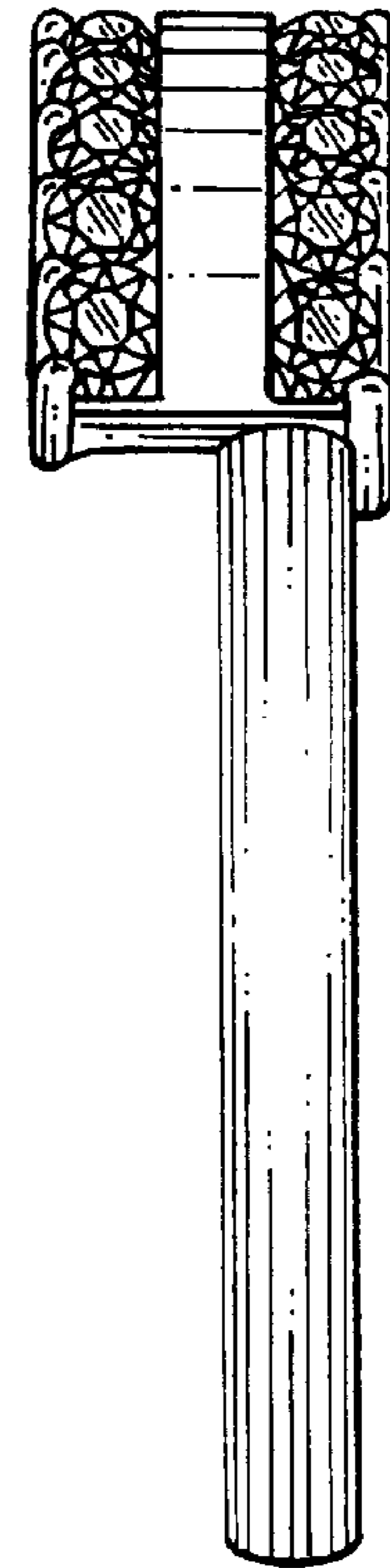


FIG. 4

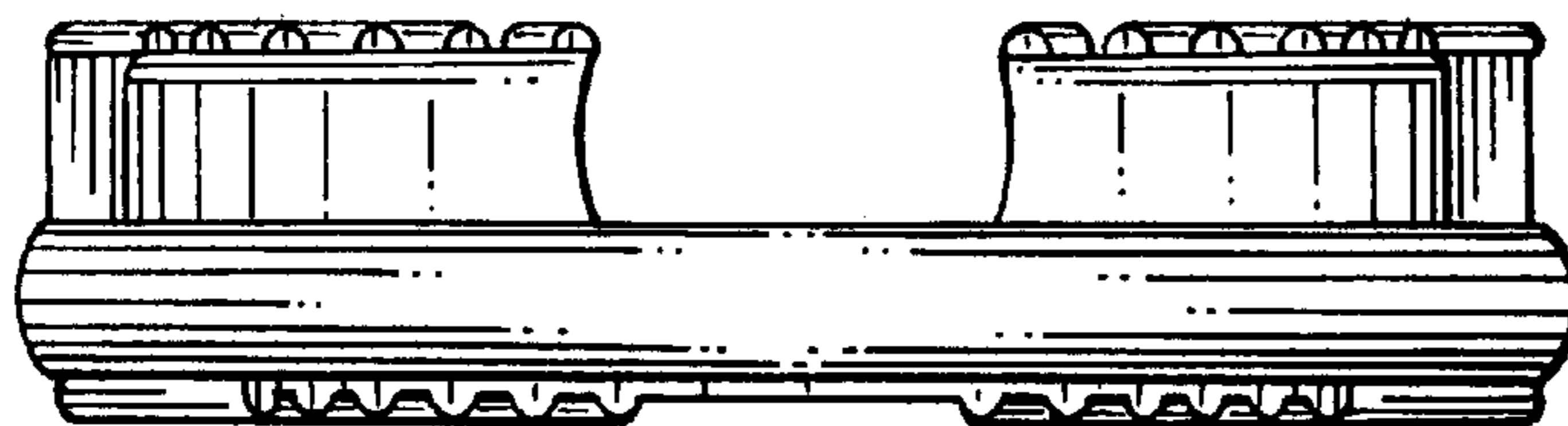


FIG. 5