

US00D542663S

(12) **United States Design Patent**
Dziersk et al.

(10) **Patent No.:** **US D542,663 S**

(45) **Date of Patent:** **** May 15, 2007**

(54) **BOTTLE**

(75) Inventors: **Mark Dieter Dziersk**, Winnetka, IL (US); **Joey Gyomay Nakayama**, Chicago, IL (US); **Matthew Scott Okin**, Cresskill, NJ (US)

(73) Assignee: **Conopco, Inc.**, Englewood Cliffs, NJ (US)

(**) Term: **14 Years**

(21) Appl. No.: **29/253,934**

(22) Filed: **Feb. 14, 2006**

(51) **LOC (8) Cl.** **09-01**

(52) **U.S. Cl.** **D9/522; D9/564**

(58) **Field of Classification Search** D9/682, D9/686, 689, 691, 693, 516, 522, 529, 531, D9/544-546, 549, 551-552, 563-564, 571, D9/574-575; 220/660, 669, 675; 215/381-385
See application file for complete search history.

(56) **References Cited**

U.S. PATENT DOCUMENTS

D18,219 S	*	4/1888	Atterbury	D9/529
D39,231 S	*	3/1908	Greig	D9/544
D79,842 S	*	11/1929	Nicholson	D9/544
D120,769 S	*	5/1940	Wilmet	D9/545
D204,823 S	*	5/1966	McLean	D9/531
D212,456 S	*	10/1968	Vanderhyde	D9/531
3,409,184 A	*	11/1968	Stengle, Jr.	222/207

D246,632 S	*	12/1977	Gulley et al.	D9/531
D278,411 S	*	4/1985	Reitzel et al.	D9/529
D293,551 S	*	1/1988	Britt	D9/543
D321,478 S	*	11/1991	Sassoli	D9/522
D376,310 S	*	12/1996	Crawford	D9/682
D408,742 S	*	4/1999	Goettner	D9/543
D417,624 S	*	12/1999	Herrmann et al.	D9/575
D493,110 S	*	7/2004	Levesque	D9/530
D502,110 S	*	2/2005	Theunynck	D9/550
D513,592 S	*	1/2006	O'Day	D9/519
D516,436 S	*	3/2006	Campbell et al.	D9/682
7,051,892 B1	*	5/2006	O'Day, Jr.	215/383

* cited by examiner

Primary Examiner—Carol Rademaker

(74) *Attorney, Agent, or Firm*—Alan A. Bornstein

(57) **CLAIM**

The ornamental design for a bottle, as shown and described.

DESCRIPTION

FIG. 1 is a perspective view of a bottle showing our new design;

FIG. 2 is a front elevational view;

FIG. 3 is a rear elevational view;

FIG. 4 is a right side elevational view;

FIG. 5 is a left side elevational view;

FIG. 6 is a top plan view; and,

FIG. 7 is a bottom plan view thereof.

The broken line showing is for illustrative purposes only and forms no part of the claimed design.

1 Claim, 5 Drawing Sheets

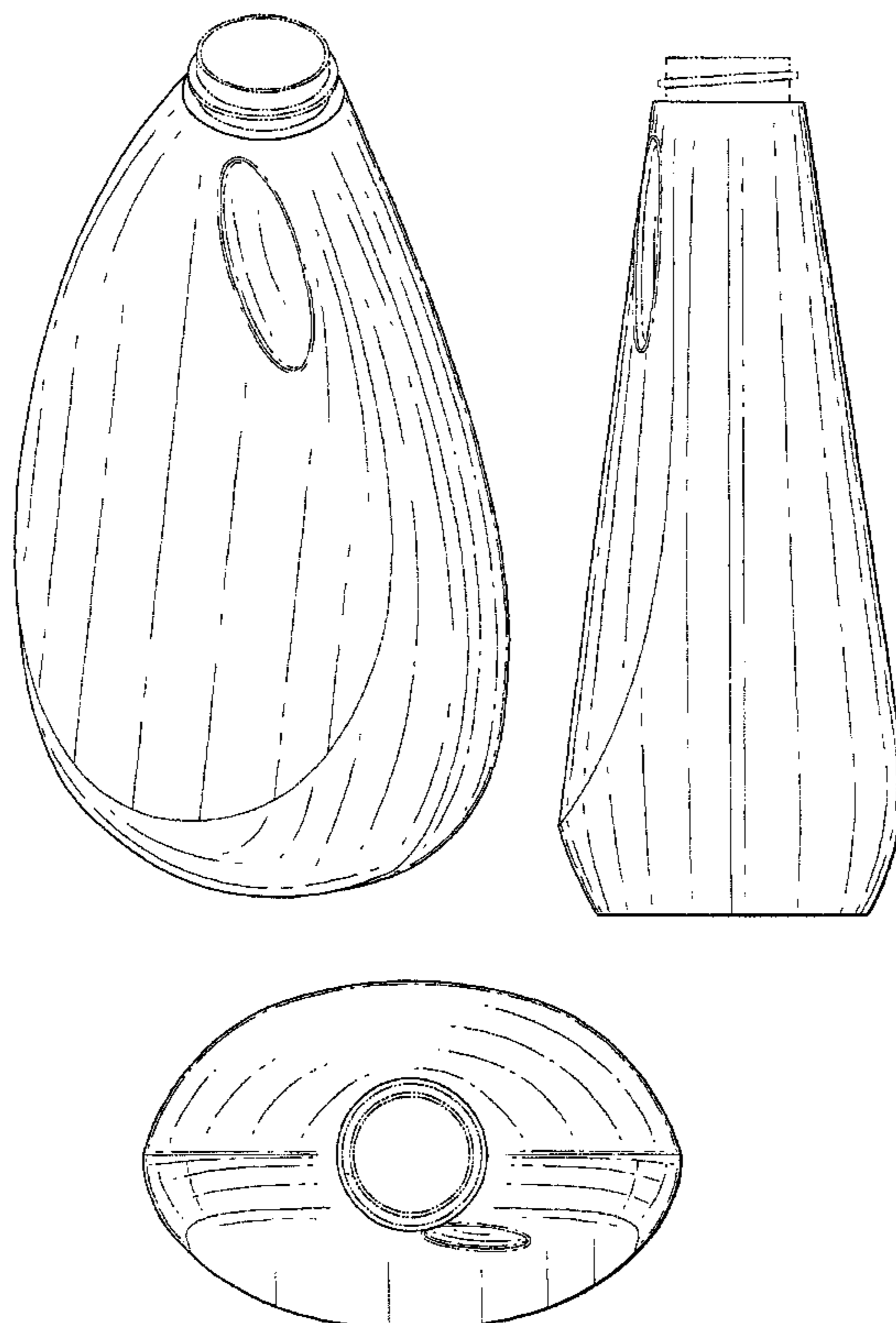


FIG. 1

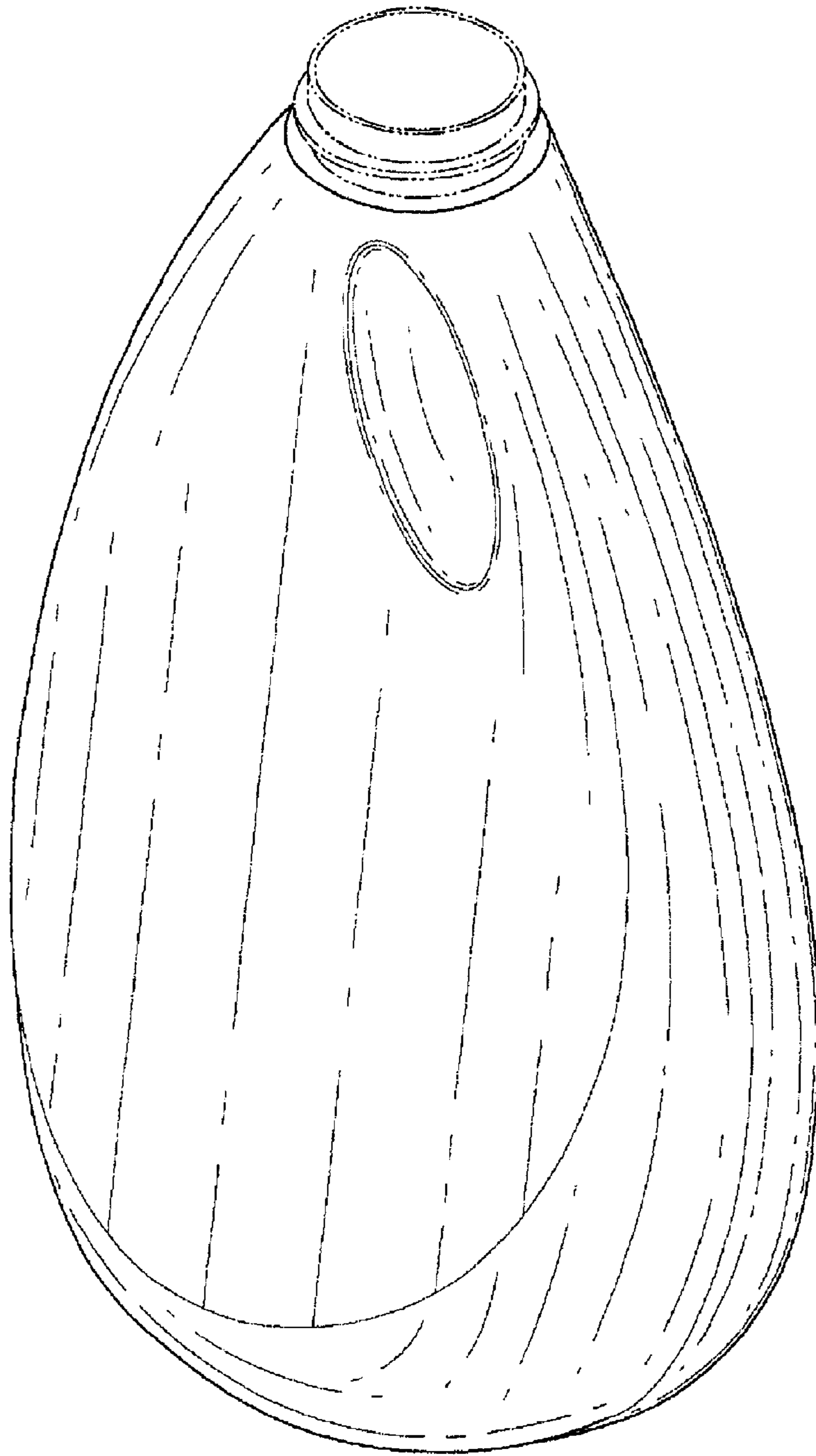


FIG. 2

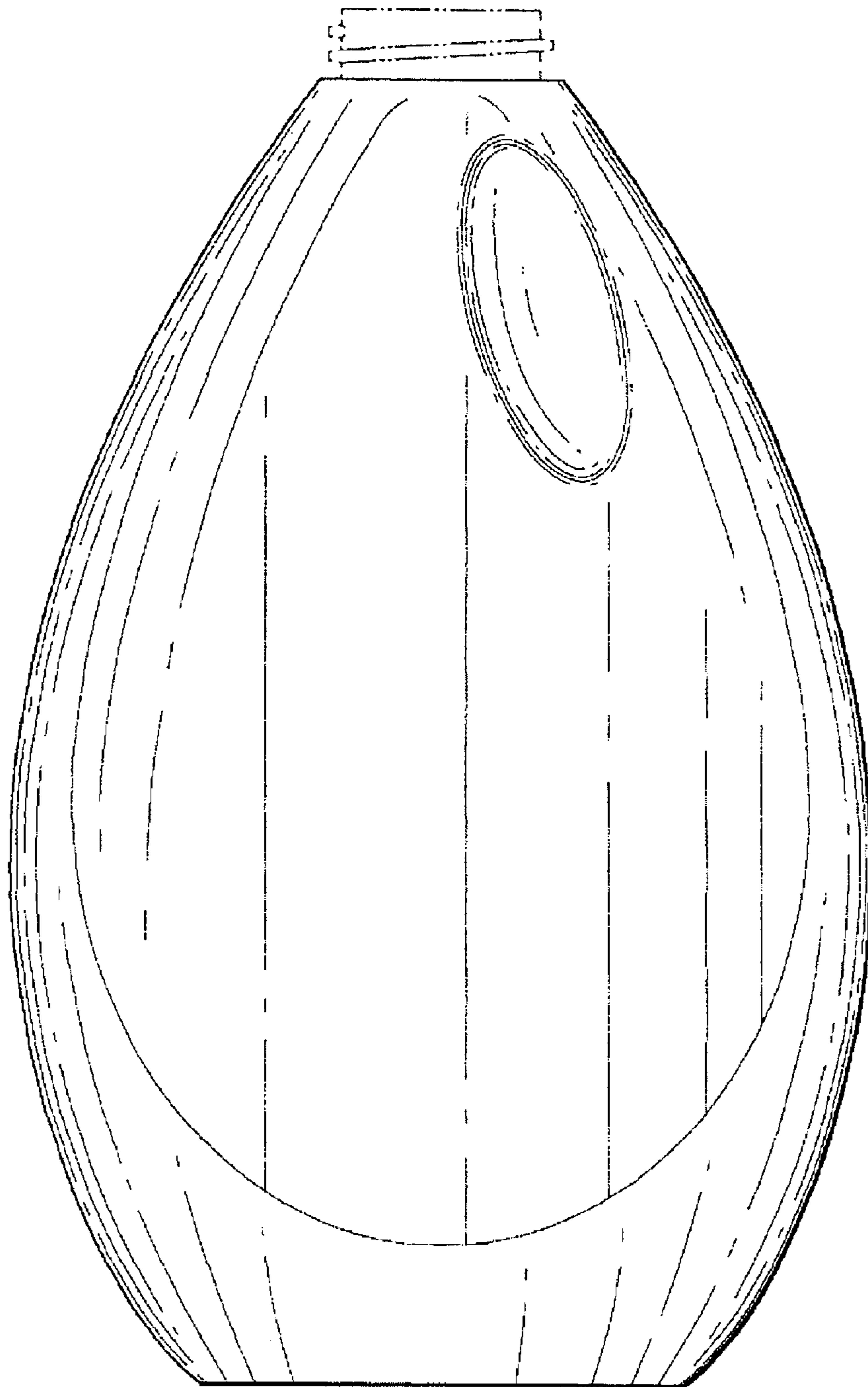


FIG. 3

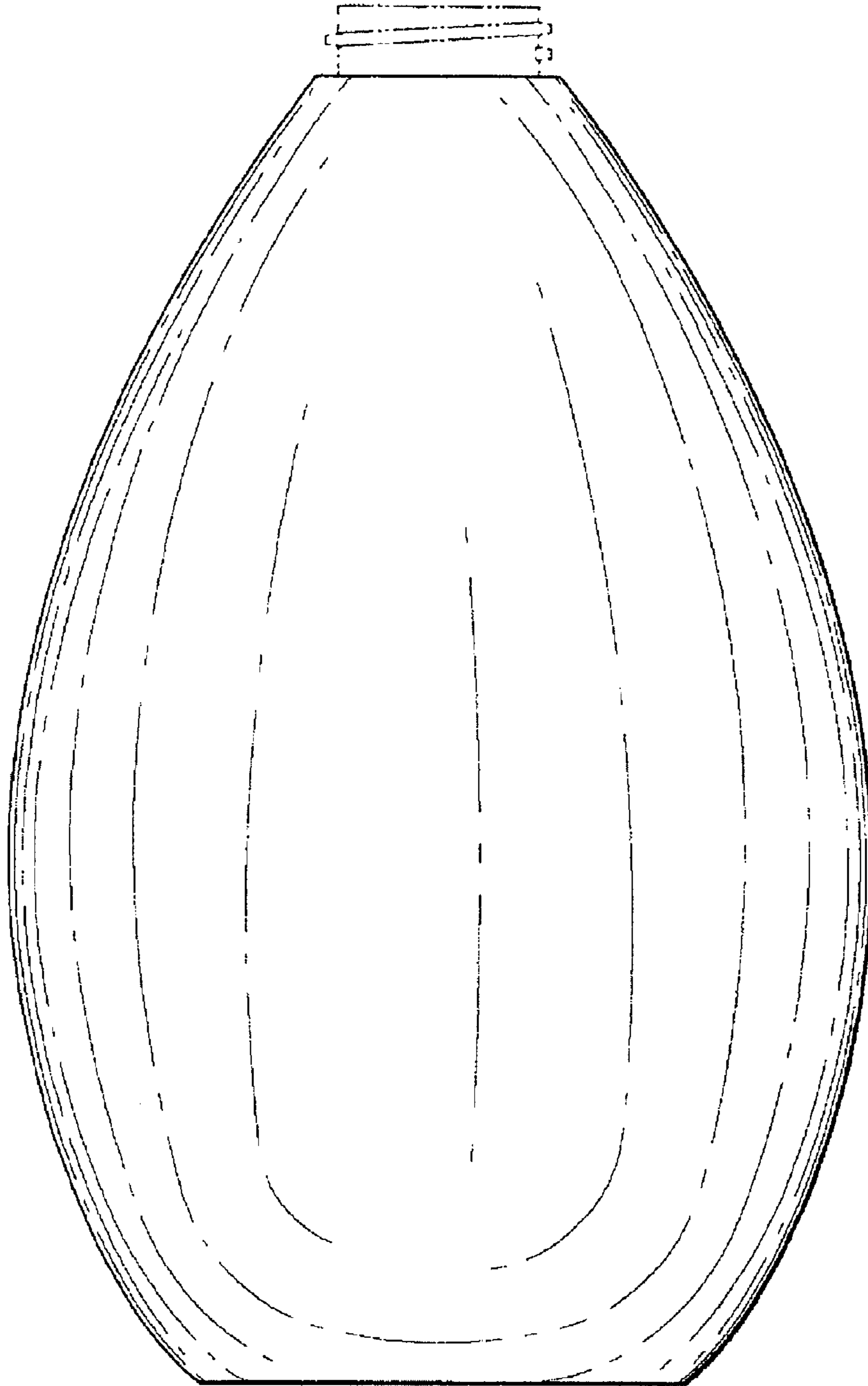


FIG. 4

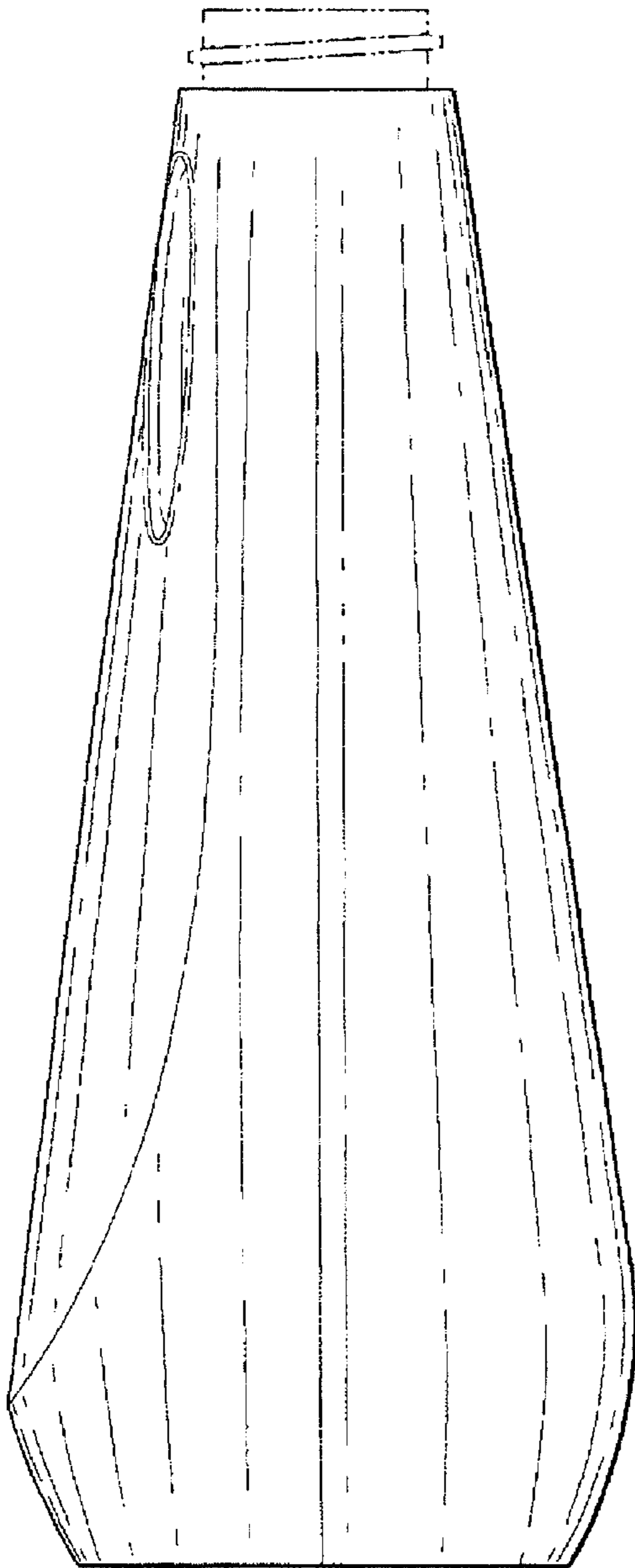


FIG. 5

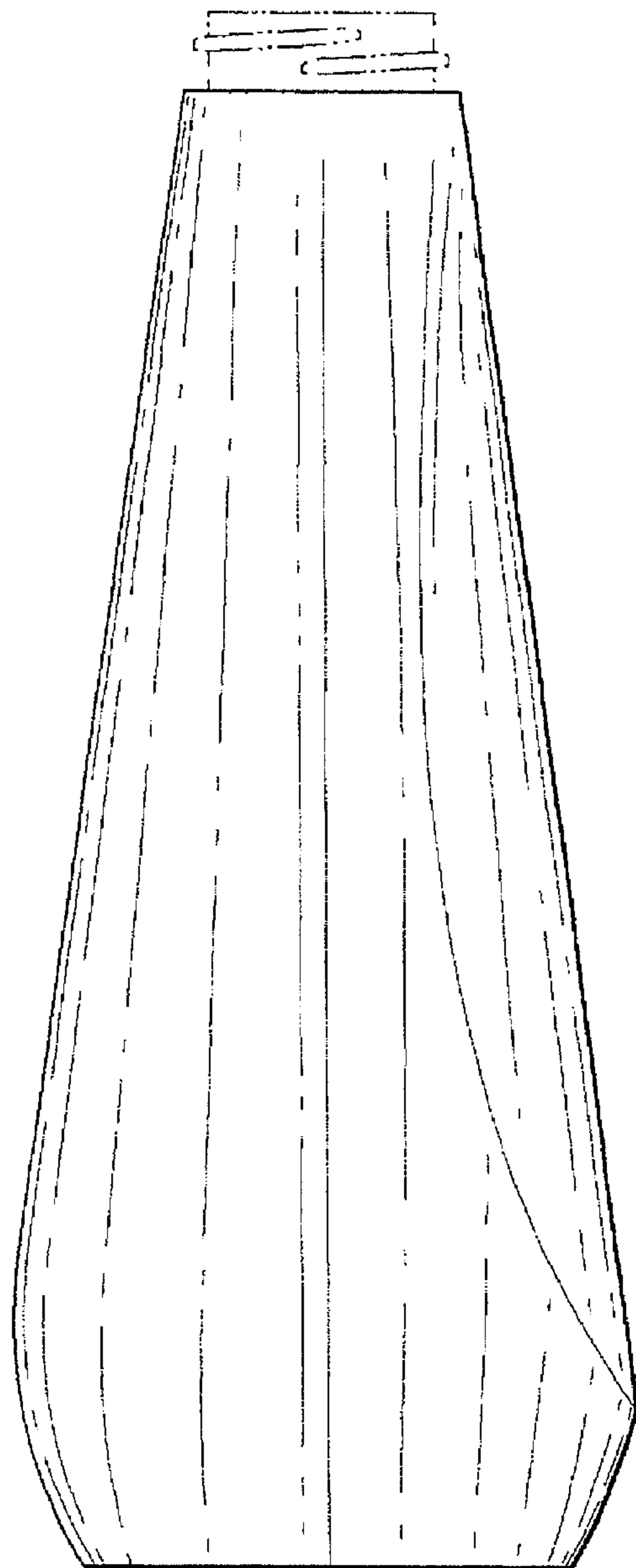


FIG. 6

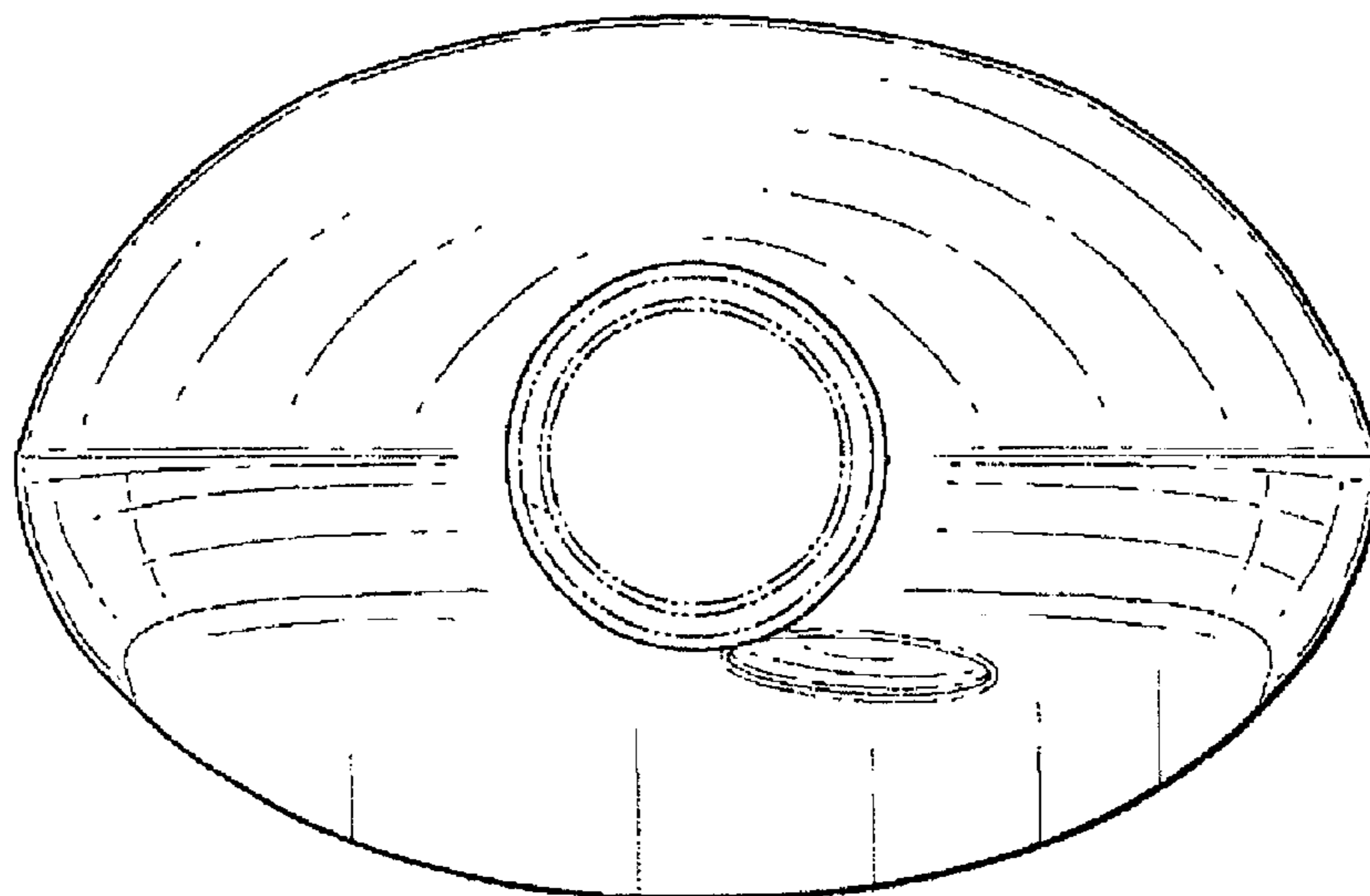


FIG. 7

