

US00D542645S

(12) **United States Design Patent** (10) **Patent No.:** **US D542,645 S**
Kovace (45) **Date of Patent:** **** May 15, 2007**

(54) **CORNER PROTECTOR**

(76) Inventor: **Michael D. Kovace**, 333 Lacey Ave.,
Apt. A-8, Doylestown, PA (US) 18901

(**) Term: **14 Years**

(21) Appl. No.: **29/223,002**

(22) Filed: **Feb. 7, 2005**

(51) **LOC (8) Cl.** **08-09**

(52) **U.S. Cl.** **D8/403**

(58) **Field of Classification Search** D8/400,
D8/402, 403; D6/491, 492, 495; D25/199,
D25/58, 121, 136, 164; 52/287.1, 273; 248/345.1
See application file for complete search history.

(56) **References Cited**

U.S. PATENT DOCUMENTS

D117,893 S	*	12/1939	Bonnell	D25/121
3,350,822 A		11/1967	Nachazel		
3,922,408 A	*	11/1975	Smith	428/40.1
4,845,889 A		7/1989	Taylor		
D312,882 S	*	12/1990	Westphal et al.	D25/124
D351,988 S	*	11/1994	Gotcher	D8/403
5,369,925 A		12/1994	Vargo		

D368,835 S		4/1996	Weber		
5,503,371 A		4/1996	Bies		
5,622,356 A		4/1997	Duggan		
5,685,522 A		11/1997	Randolph, Jr.		
5,918,800 A		7/1999	Goshorn		
D462,259 S	*	9/2002	Williams	D8/403
D479,799 S	*	9/2003	Zamberg et al.	D8/403
6,631,597 B1	*	10/2003	Rutherford	52/287.1

* cited by examiner

Primary Examiner—Alan P. Douglas

Assistant Examiner—Barbara Fox

(74) *Attorney, Agent, or Firm*—Lawrence J. Gibney, Jr.

(57) **CLAIM**

The ornamental design for corner protector, as shown and described.

DESCRIPTION

FIG. 1 is a front view of the corner protector therefor.

FIG. 2 is a bottom view of the corner protector therefor.

FIG. 3 is a top view of the corner protector therefor.

FIG. 4 is a side view of the corner protector therefor; and,

FIG. 5 is a perspective view of the corner protector therefor.

1 Claim, 2 Drawing Sheets






FIG. 1

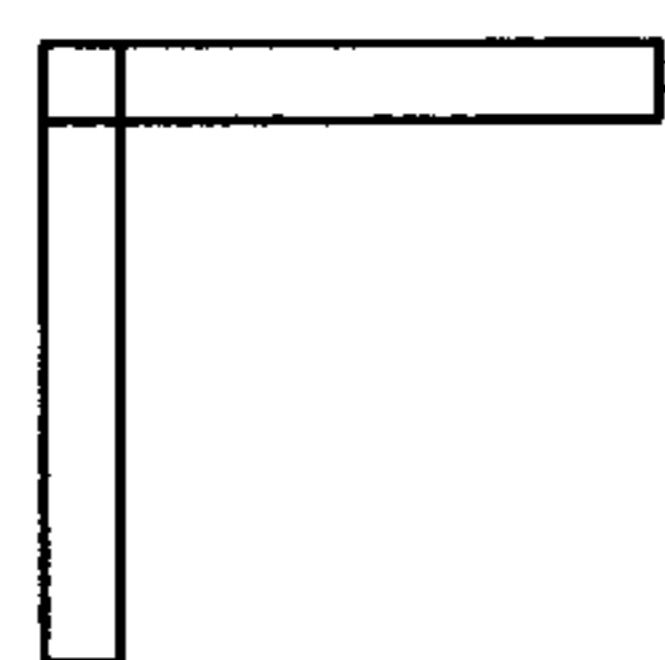


FIG. 3

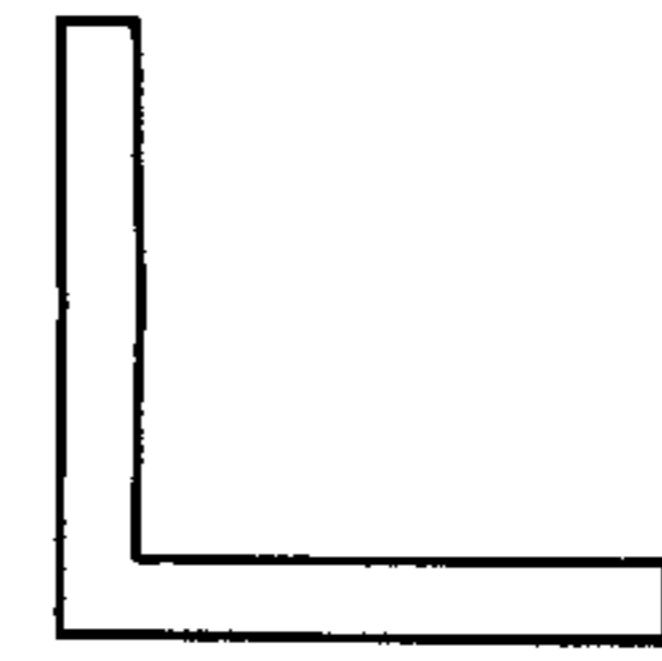


FIG. 2




FIG. 4

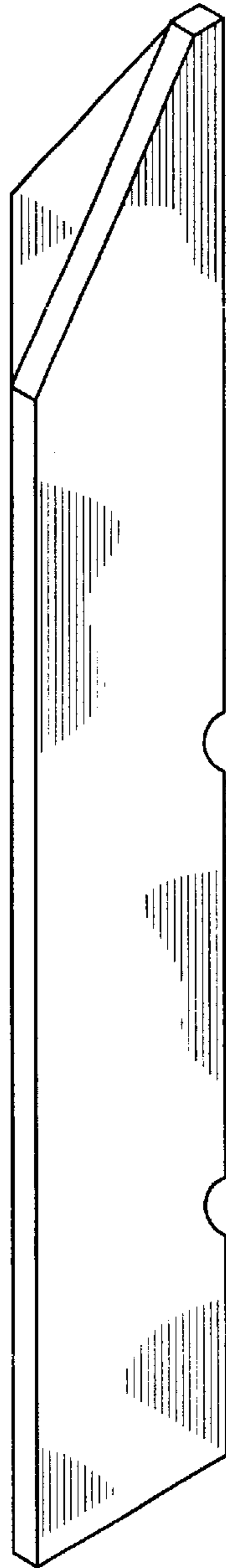


FIG.5