

US00D542644S

(12) **United States Design Patent**  
**Lee et al.**

(10) **Patent No.: US D542,644 S**  
(45) **Date of Patent: \*\* May 15, 2007**

(54) **PROTECTION SCREW FOR A VEHICLE LICENSE PLATE**

(75) Inventors: **John H. Lee**, Olathe, KS (US); **Angela J. Lee**, Olathe, KS (US)

(73) Assignee: **Rigel Technology Corporation**, Lenexa, KS (US)

(\*\*) Term: **14 Years**

(21) Appl. No.: **29/227,467**

(22) Filed: **Apr. 13, 2005**

(51) **LOC (8) Cl.** ..... **08-08**

(52) **U.S. Cl.** ..... **D8/387**

(58) **Field of Classification Search** ..... D8/382,  
D8/387; 411/48, 508; 403/297; 24/292, 458;  
40/200

See application file for complete search history.

(56) **References Cited**

**U.S. PATENT DOCUMENTS**

1,950,322 A	3/1934	Newby
3,166,280 A	1/1965	Paruskiewicz
4,730,713 A	3/1988	Pickard et al.
4,813,167 A	3/1989	Means
4,924,611 A	5/1990	Shaw

5,387,065 A	*	2/1995	Sullivan	.....	411/48
5,428,911 A		7/1995	Figone et al.		
6,039,523 A	*	3/2000	Kraus	.....	411/48
6,158,154 A		12/2000	Parenti		
6,264,393 B1		7/2001	Kraus		
6,287,043 B1		9/2001	Kraus		
6,398,473 B1	*	6/2002	Kraus	.....	411/508
6,514,024 B2	*	2/2003	Akema et al.	.....	411/48
6,526,634 B1	*	3/2003	Hsieh	.....	24/458
6,526,680 B1		3/2003	Yu		
6,666,640 B1	*	12/2003	Hsieh	.....	411/508
6,871,431 B2	*	3/2005	Schmidt	.....	40/200

\* cited by examiner

*Primary Examiner*—Holly H. Baynham

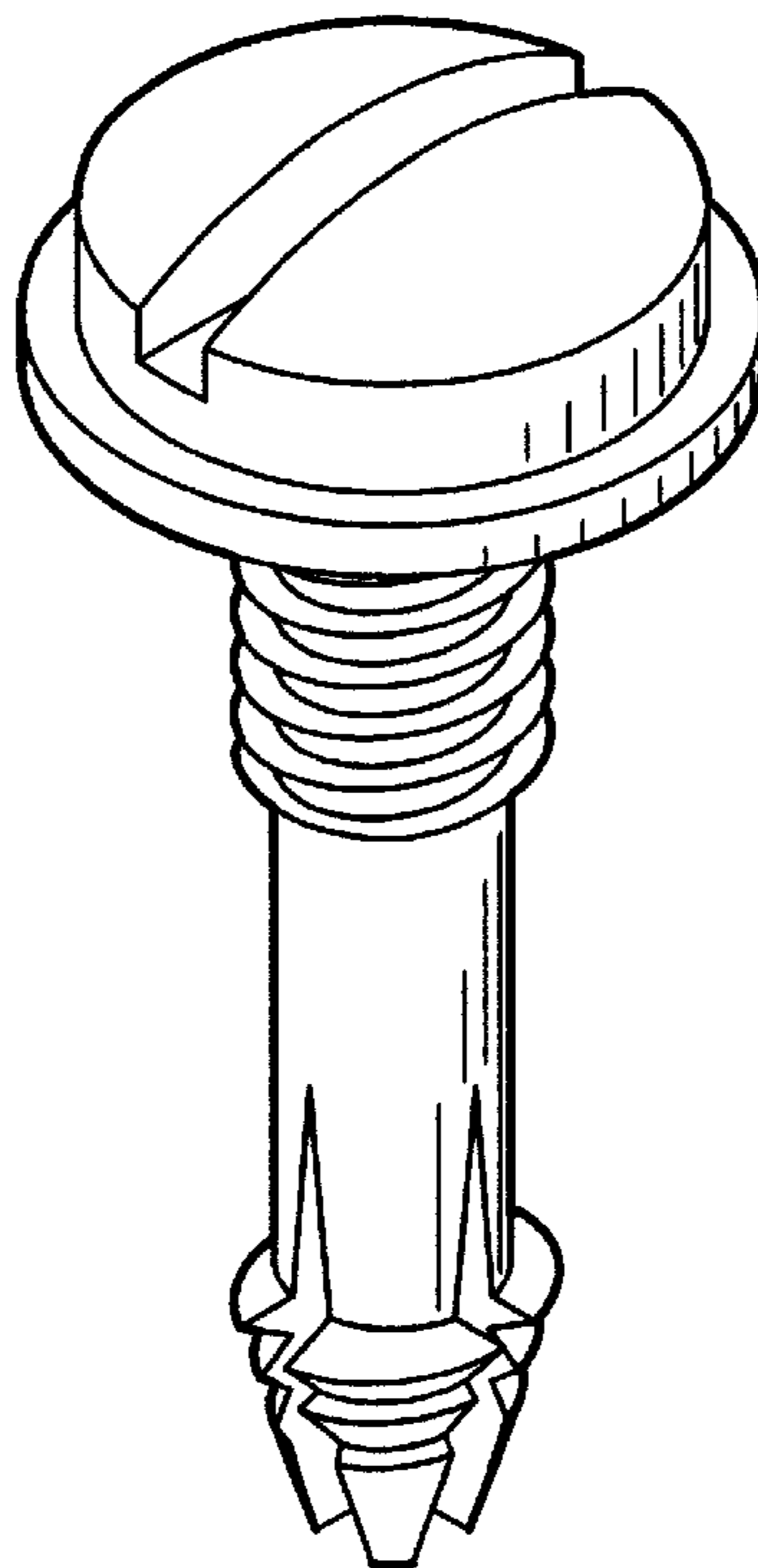
(57) **CLAIM**

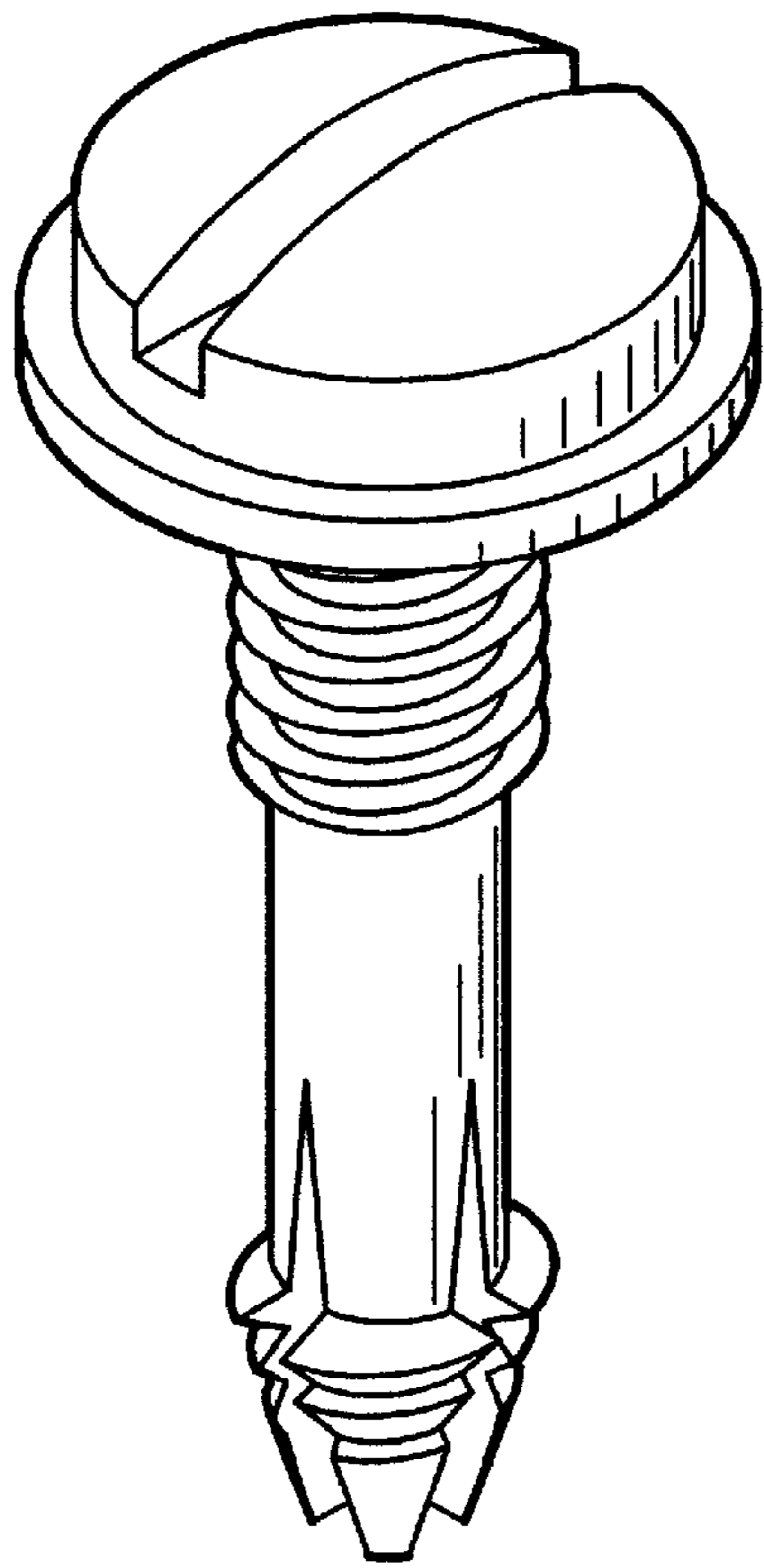
The ornamental design for a protection screw for a vehicle license plate, as shown and described.

**DESCRIPTION**


FIG. 1 is a perspective view of a protection screw for a vehicle license plate showing the new design; FIG. 2 is a side elevational view of a protection screw for a vehicle license plate; and, FIG. 3 is a bottom elevational view of a protection screw for a vehicle license plate.

**1 Claim, 1 Drawing Sheet**

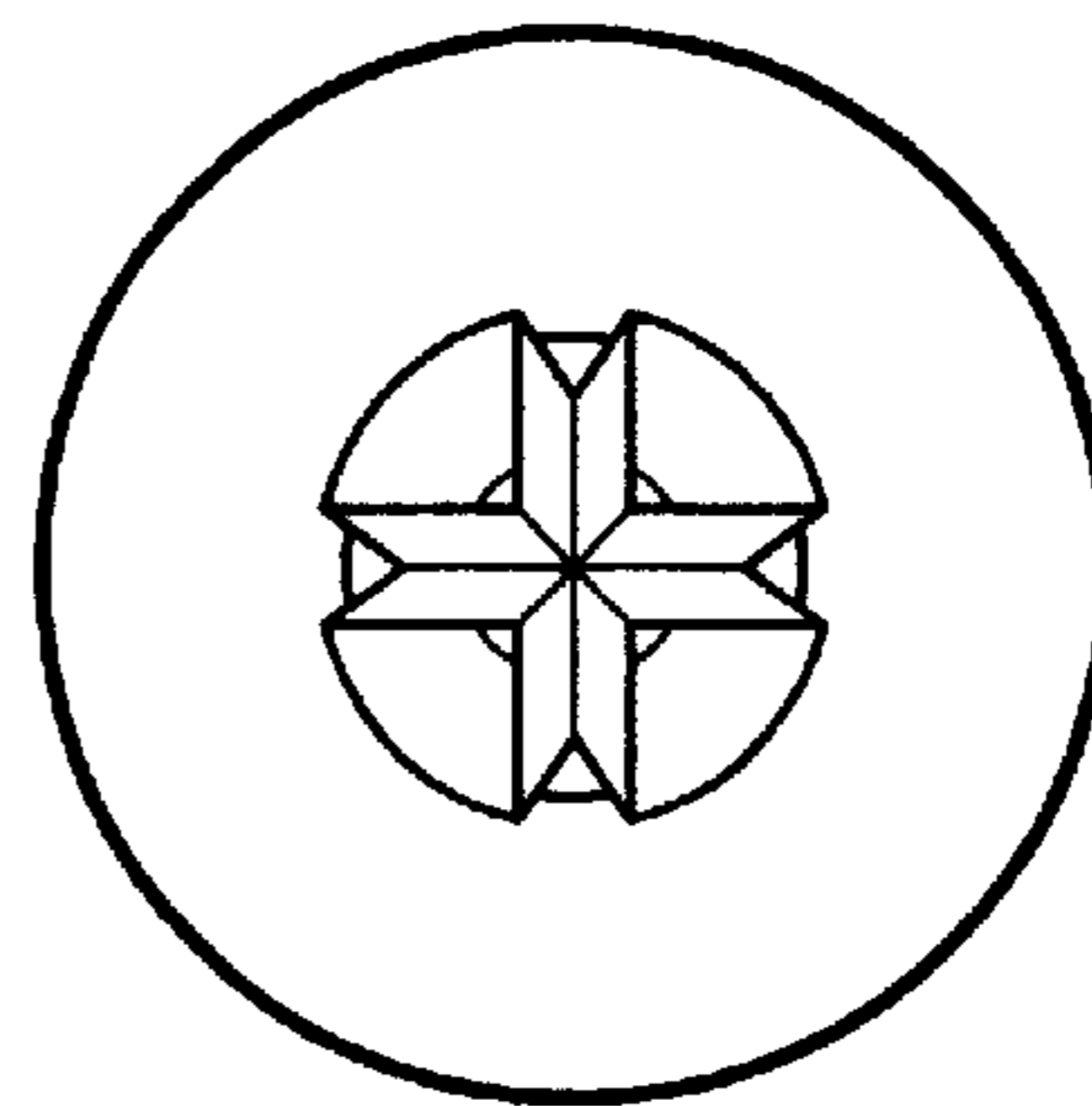




*Fig. 1*



*Fig. 2*



*Fig. 3*