

US00D542632S

(12) **United States Design Patent**
Hill

(10) **Patent No.:** **US D542,632 S**

(45) **Date of Patent:** **** May 15, 2007**

(54) **FLASHLIGHT HOLDER**

(76) **Inventor:** **Richard Byrd Hill**, 3778 Skyline Rd.,
Carlsbad, CA (US) 92008

(**) **Term:** **14 Years**

(21) **Appl. No.:** **29/231,337**

(22) **Filed:** **Jun. 6, 2005**

(51) **LOC (8) Cl.** **08-05**

(52) **U.S. Cl.** **D8/373**

(58) **Field of Classification Search** D8/373,
D8/363; D26/138; 248/113, 316.7; 211/70.1,
211/71.01, 70.6, 70.7, 70.8

See application file for complete search history.

(56) **References Cited**

U.S. PATENT DOCUMENTS

1,540,291	A	*	6/1925	Sessions	248/113
1,652,243	A	*	12/1927	Huboux	248/113
2,131,956	A	*	10/1938	Jones	248/113
2,413,839	A	*	1/1947	Menzel	248/113

D301,976	S	*	7/1989	Greenhut et al.	D8/373
4,851,977	A	*	7/1989	Gary	362/249
4,901,212	A	*	2/1990	Prickett	362/145
D358,679	S	*	5/1995	Garrity	D26/138
D444,706	S	*	7/2001	Giancaspro	D9/455

* cited by examiner

Primary Examiner—Holly H. Baynham

(74) *Attorney, Agent, or Firm*—Eric Hanscom

(57) **CLAIM**

The ornamental design for a flashlight holder, as shown.

DESCRIPTION

FIG. 1 is a front view of a flashlight holder, showing my new design;

FIG. 2 is a back view thereof;

FIG. 3 is a bottom view thereof;

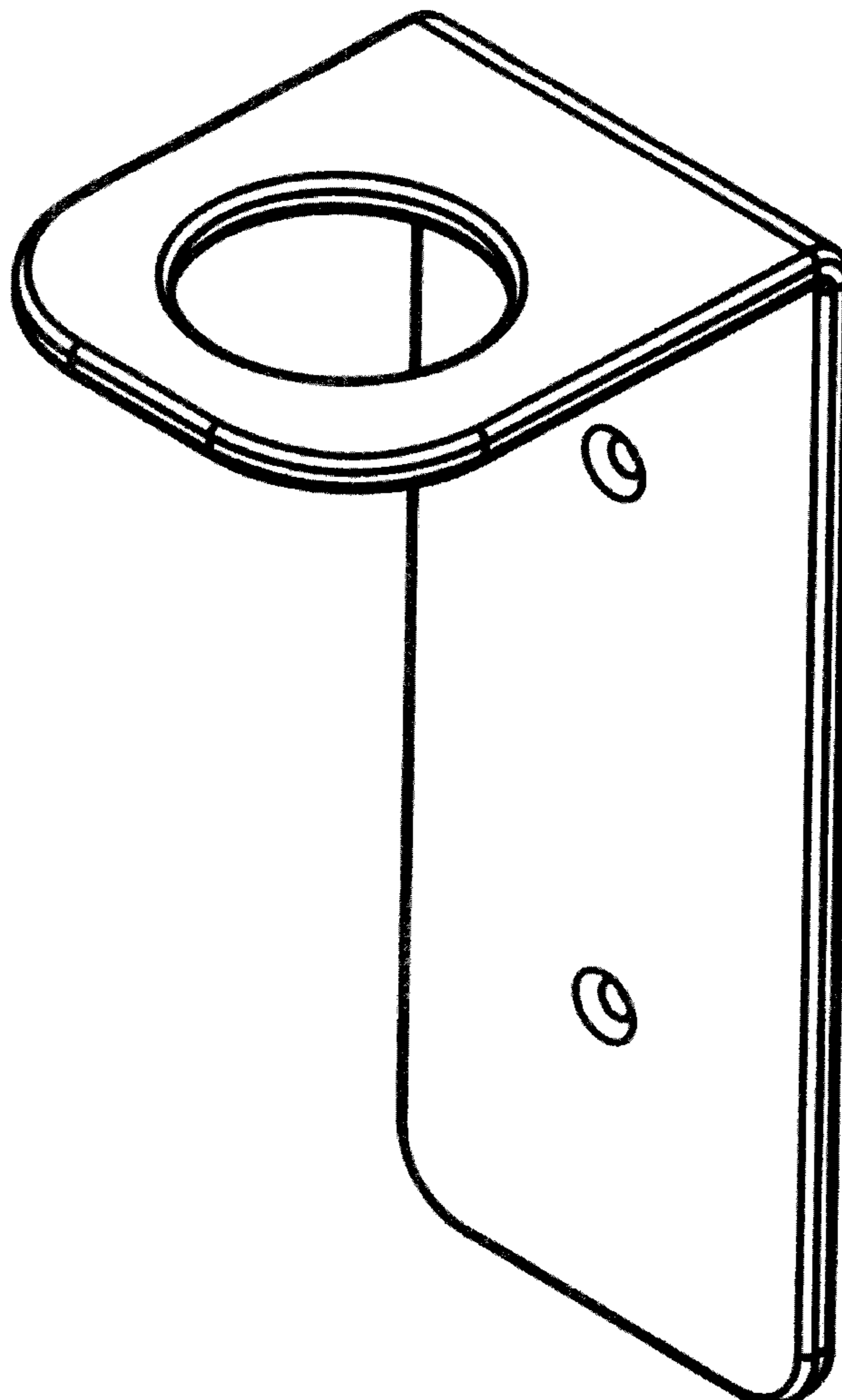
FIG. 4 is a front, elevational, perspective view thereof;

FIG. 5 is a left side view thereof;

FIG. 6 is a right side view thereof; and,

FIG. 7 is a top view thereof.

1 Claim, 7 Drawing Sheets






FIG. 1




FIG. 2

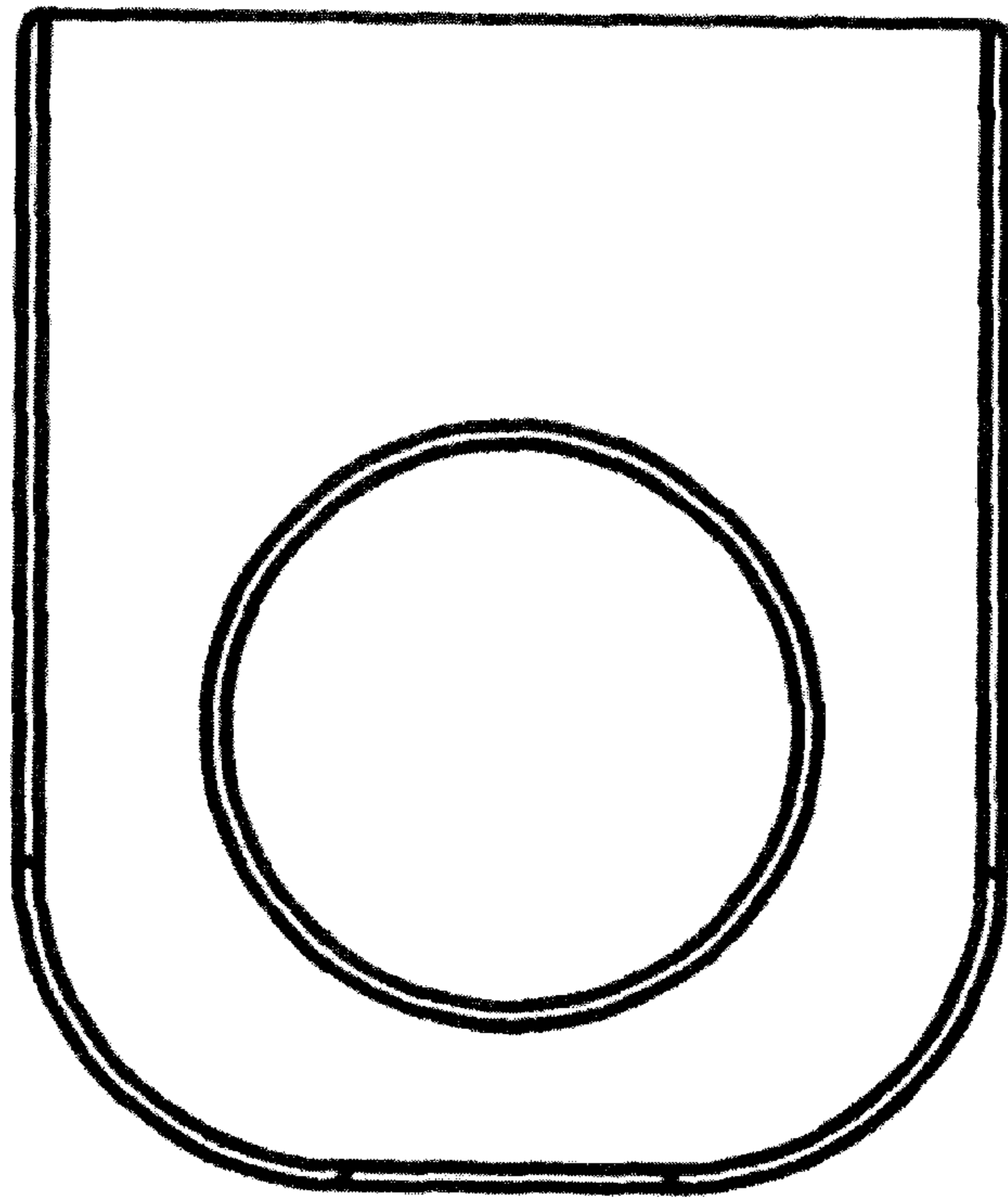


FIG. 3

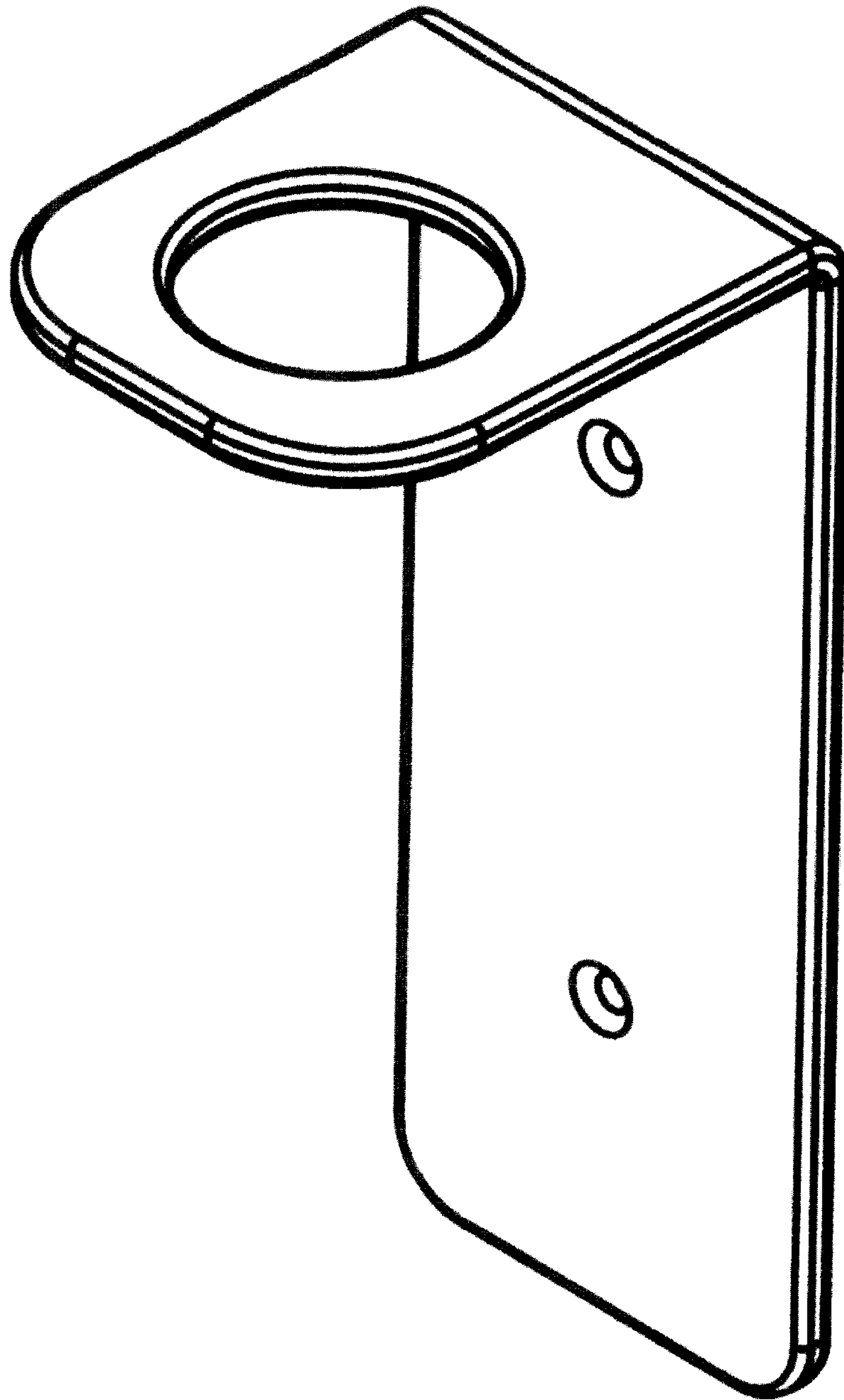


FIG. 4




FIG. 5




FIG. 6

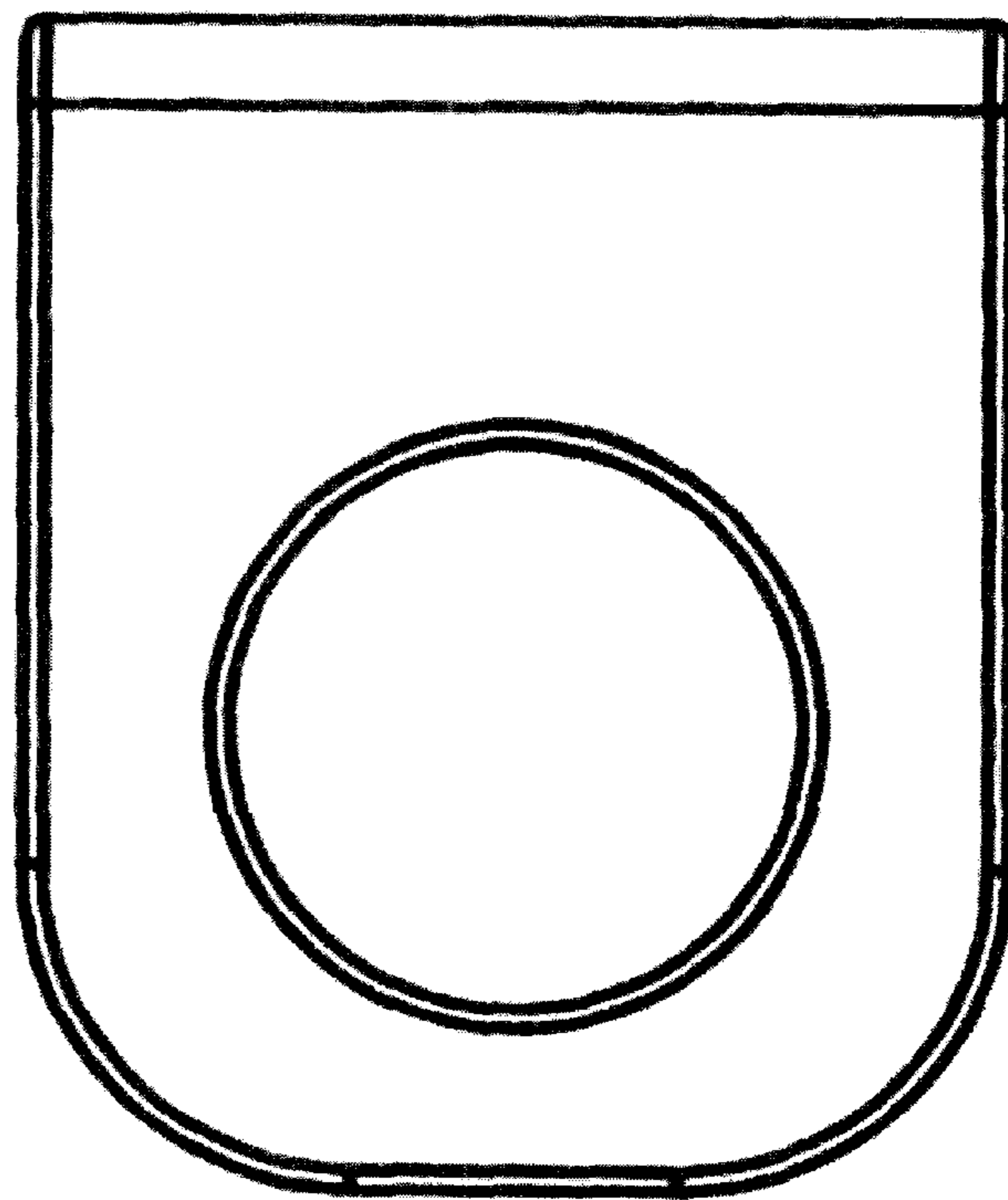


FIG. 7