



US00D542625S

(12) **United States Design Patent** (10) **Patent No.:** **US D542,625 S**
Blomstrom et al. (45) **Date of Patent:** **** May 15, 2007**

(54) **LOCK**

(75) Inventors: **John Blomstrom**, Milwaukee, WI (US); **John Heppner**, Kenosha, WI (US); **Christopher Rohde**, West Allis, WI (US)

(73) Assignee: **Master Lock Company LLC**, Oak Creek, WI (US)

(**) Term: **14 Years**

(21) Appl. No.: **29/245,250**

(22) Filed: **Dec. 21, 2005**

(51) **LOC (8) Cl.** **08-07**

(52) **U.S. Cl.** **D8/334**

(58) **Field of Classification Search** D8/330-348;
70/20-22, 24, 31, 35, 38 A, 51-52, 54-56
See application file for complete search history.

(56) **References Cited**

U.S. PATENT DOCUMENTS

8,318 A	8/1851	Tilton
55,167 A	5/1866	Saladee
229,332 A	6/1880	Pease
439,635 A	11/1890	Bryant
596,596 A	1/1898	Johnson
816,492 A	3/1906	Mohr
823,919 A	6/1906	Caldwell
D38,773 S	8/1907	Erickson
1,016,455 A	2/1912	Stone
1,103,015 A	7/1914	Andrus
1,172,970 A	2/1916	Fowler
1,490,453 A	4/1924	Caldwell

(Continued)

OTHER PUBLICATIONS

Master Lock, No. 930 Padlocks Product Description, Master Lock web site, 2003.

Master Lock, No. 187 Padlocks Product Product Description, Master Lock web site.

Locksmith Dealers of America, Discus Padlocks Product Description, Corridor Lock website, date unknown, internet print Mar. 29, 2005.

Master Lock, No. 40 Padlocks Product Description, Master Lock web site. 2003.

Primary Examiner—Mitchell Siegel

(74) *Attorney, Agent, or Firm*—Calfee, Halter & Griswold, LLP

(57) **CLAIM**

The ornamental design for a lock, as shown and described.

DESCRIPTION

FIG. 1 is a perspective view of a lock of the new design, showing a shackle in phantom lines;

FIG. 2 is a front view of the lock of FIG. 1;

FIG. 3 is a rear view of the lock of FIG. 1;

FIG. 4 is a side view of the lock of FIG. 1, wherein each side is a mirror image of the other;

FIG. 5 is a top view of the lock of FIG. 1;

FIG. 6 is a bottom view of the lock of FIG. 1;

FIG. 7 is a perspective view of another lock of the new design, showing a multi-sided shackle;

FIG. 8 is a front view of the lock of FIG. 7;

FIG. 9 is a rear view of the lock of FIG. 7;

FIG. 10 is a side view of the lock of FIG. 7, wherein each side is a mirror image of the other;

FIG. 11 is a top view of the lock of FIG. 7;

FIG. 12 is a bottom view of the lock of FIG. 7;

FIG. 13 is a perspective view of yet another lock of the new design, showing a round shackle;

FIG. 14 is a front view of the lock of FIG. 13;

FIG. 15 is a rear view of the lock of FIG. 13;

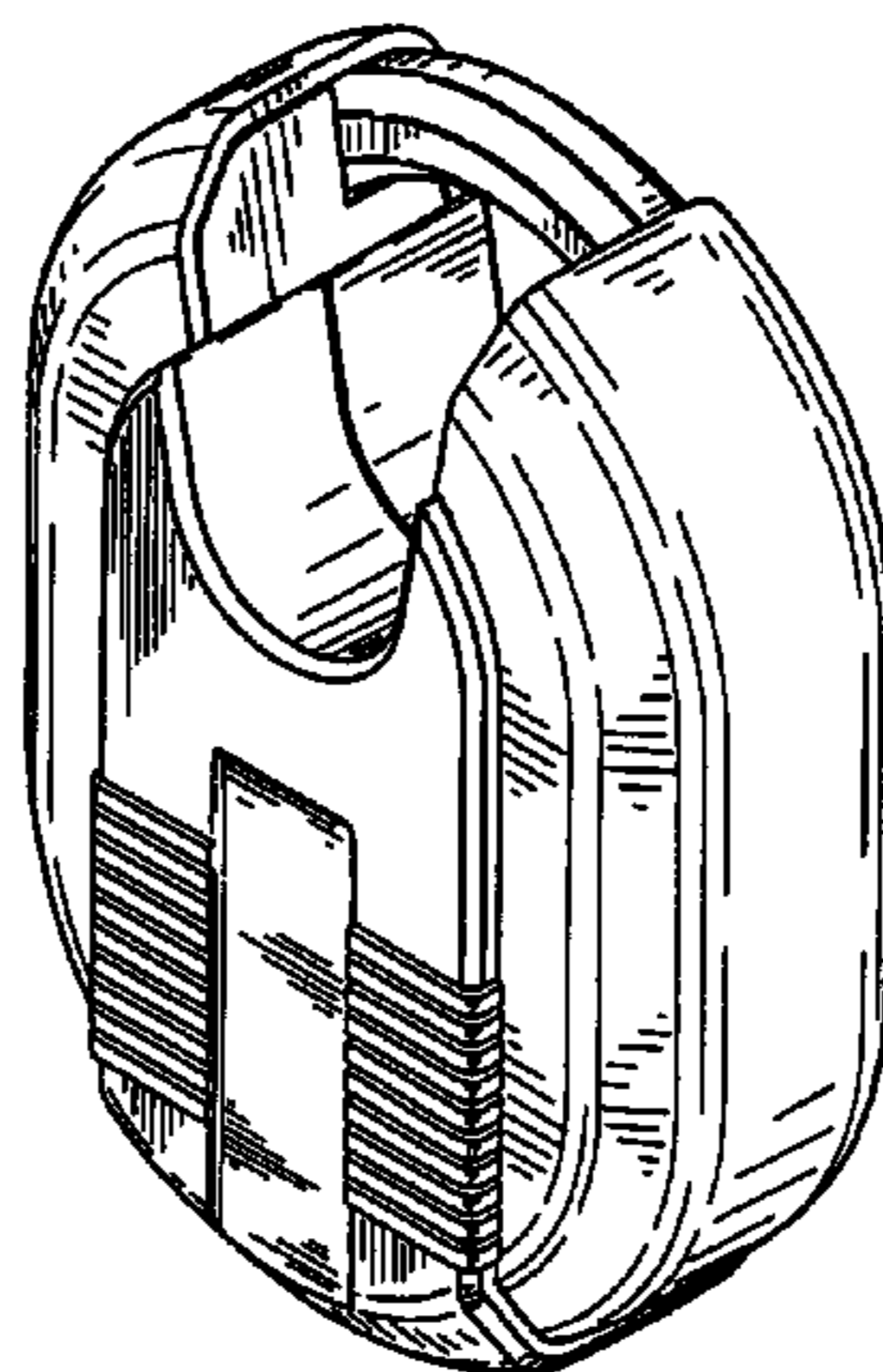
FIG. 16 is a side view of the lock of FIG. 13, wherein each side is a mirror image of the other;

FIG. 17 is a top view of the lock of FIG. 13; and,

FIG. 18 is a bottom view of the lock of FIG. 13.

The portions of the Figures shown in phantom lines are not part of the claimed design, but are for illustration purposes only.

1 Claim, 6 Drawing Sheets



US D542,625 S

Page 2

U.S. PATENT DOCUMENTS

1,581,953 A	4/1926	Jackson		5,918,489 A	7/1999	Yang	
D82,115 S	2/1930	Smith		5,921,123 A	7/1999	Schwarzkopf et al.	
D83,283 S	2/1931	Stone		D423,323 S	4/2000	Fiegenger et al.	
D144,684 S	5/1946	Bouhall		D423,906 S	5/2000	Fiegenger et al.	
3,260,079 A	7/1966	Caskey		D423,907 S	5/2000	Fiegenger et al.	
D231,895 S	6/1974	Stolarz		D423,908 S	* 5/2000	Liu	D8/334
3,835,675 A	* 9/1974	Lippisch	70/38 A	D425,397 S	5/2000	Fiegenger et al.	
4,519,226 A	5/1985	Hadaway		D425,398 S	5/2000	Fiegenger et al.	
4,905,486 A	3/1990	Appelbaum		D426,763 S	6/2000	Adler et al.	
D314,908 S	* 2/1991	Pedersen	D8/334	D428,794 S	8/2000	Fiegenger et al.	
D315,090 S	3/1991	Pedersen		D429,993 S	8/2000	Liu	
4,998,423 A	3/1991	Hsu		D432,391 S	* 10/2000	Heppner	D8/334
5,044,180 A	9/1991	Lebrecht		D437,204 S	2/2001	Kajuch et al.	
D342,009 S	12/1993	Lebrecht et al.		D439,823 S	4/2001	Adler et al.	
D373,300 S	9/1996	Zane		D449,510 S	10/2001	Liu	
D378,567 S	3/1997	Zane		6,305,198 B1	10/2001	Chastain et al.	
D379,919 S	* 6/1997	Mountain	D8/334	D455,639 S	4/2002	McDaid et al.	
D388,688 S	1/1998	Yang		6,363,758 B1	4/2002	Ling	
5,765,409 A	6/1998	Yang		D470,746 S	2/2003	Gast	
D406,043 S	* 2/1999	LeClaire	D8/334	D476,216 S	6/2003	Vito	
D407,294 S	3/1999	Chen		D482,594 S	11/2003	Ling	
D407,625 S	4/1999	Yang		D484,777 S	1/2004	Ruan	
5,901,587 A	5/1999	Chen					

* cited by examiner

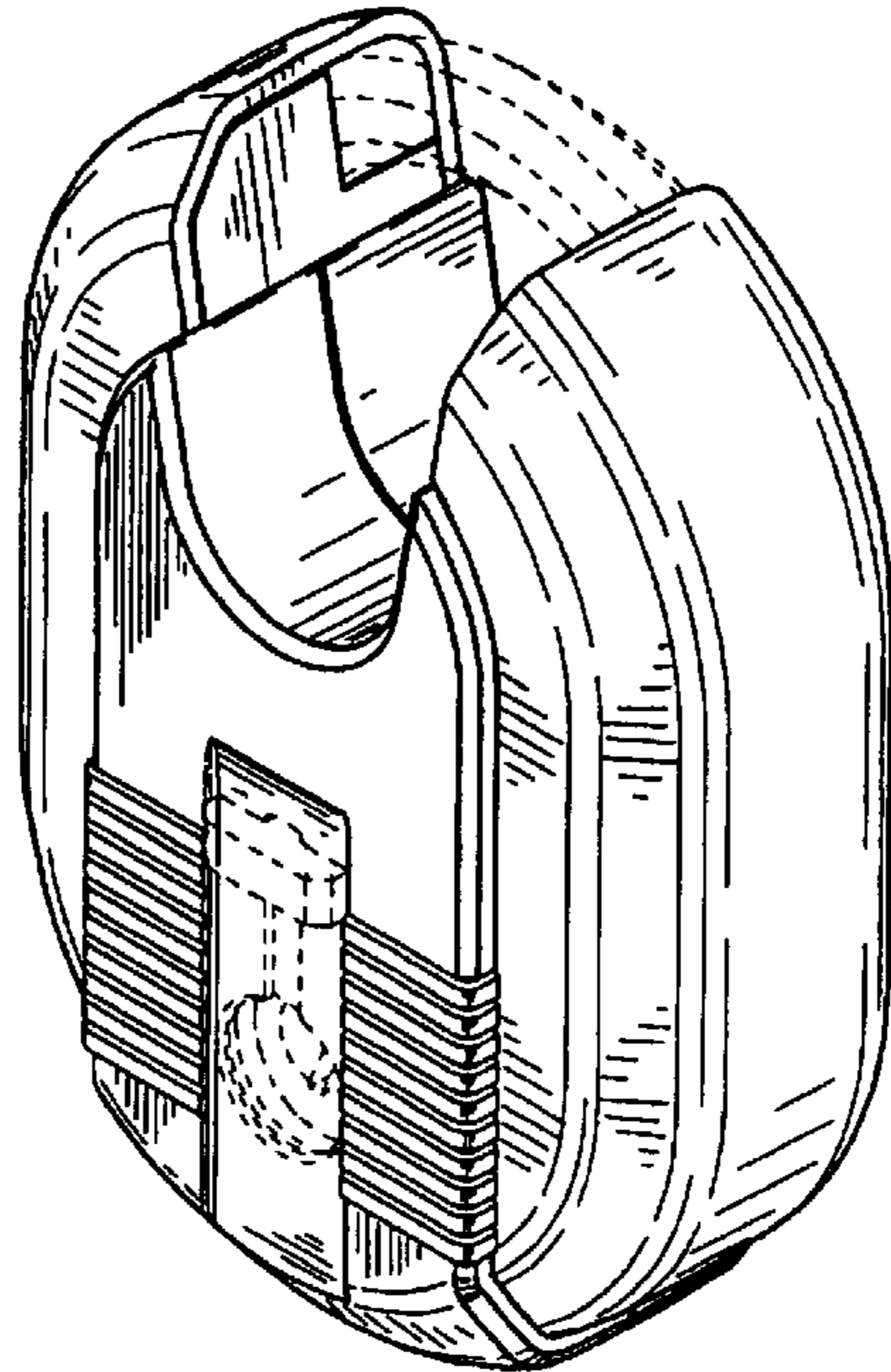


Figure 1

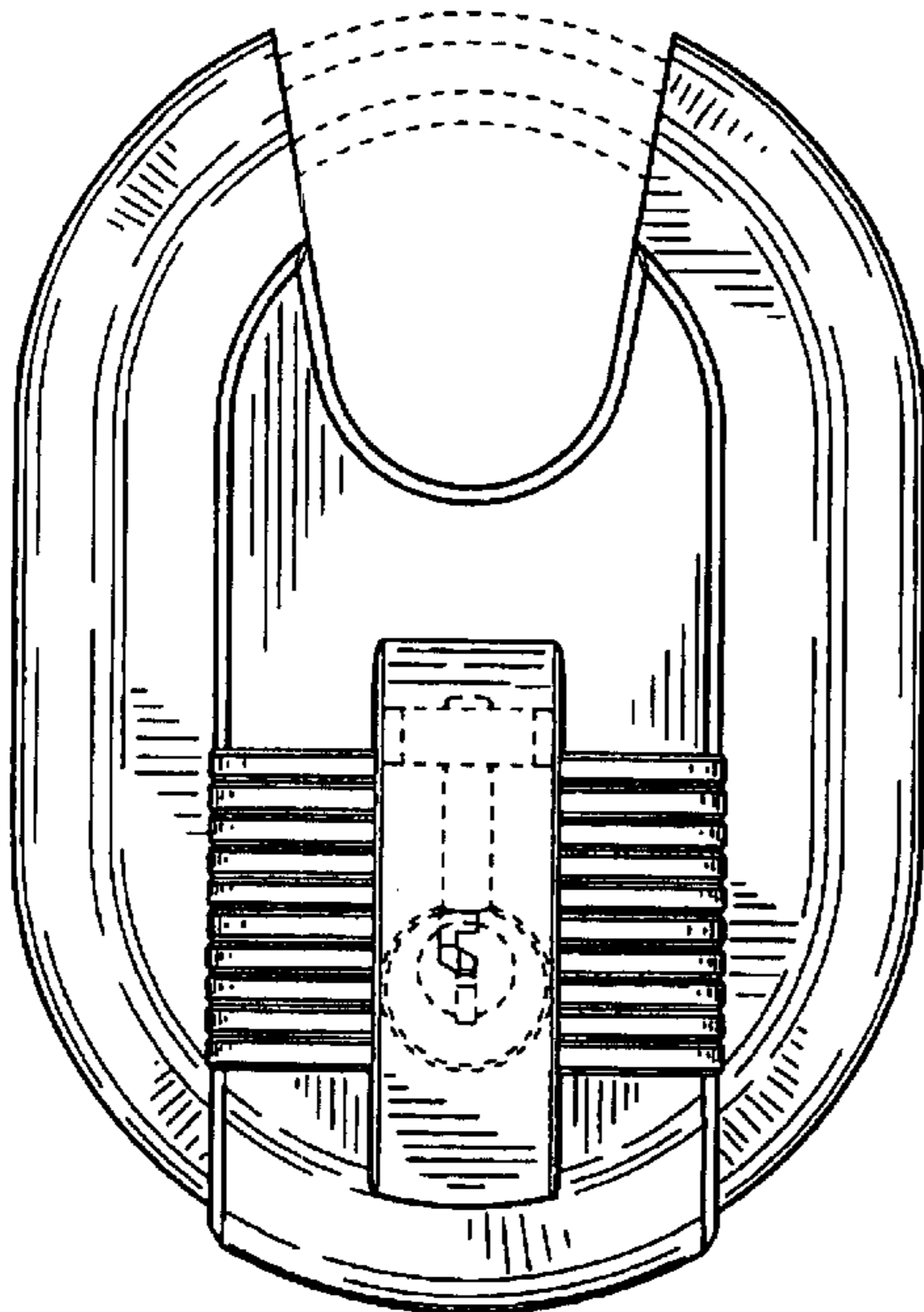


Figure 2

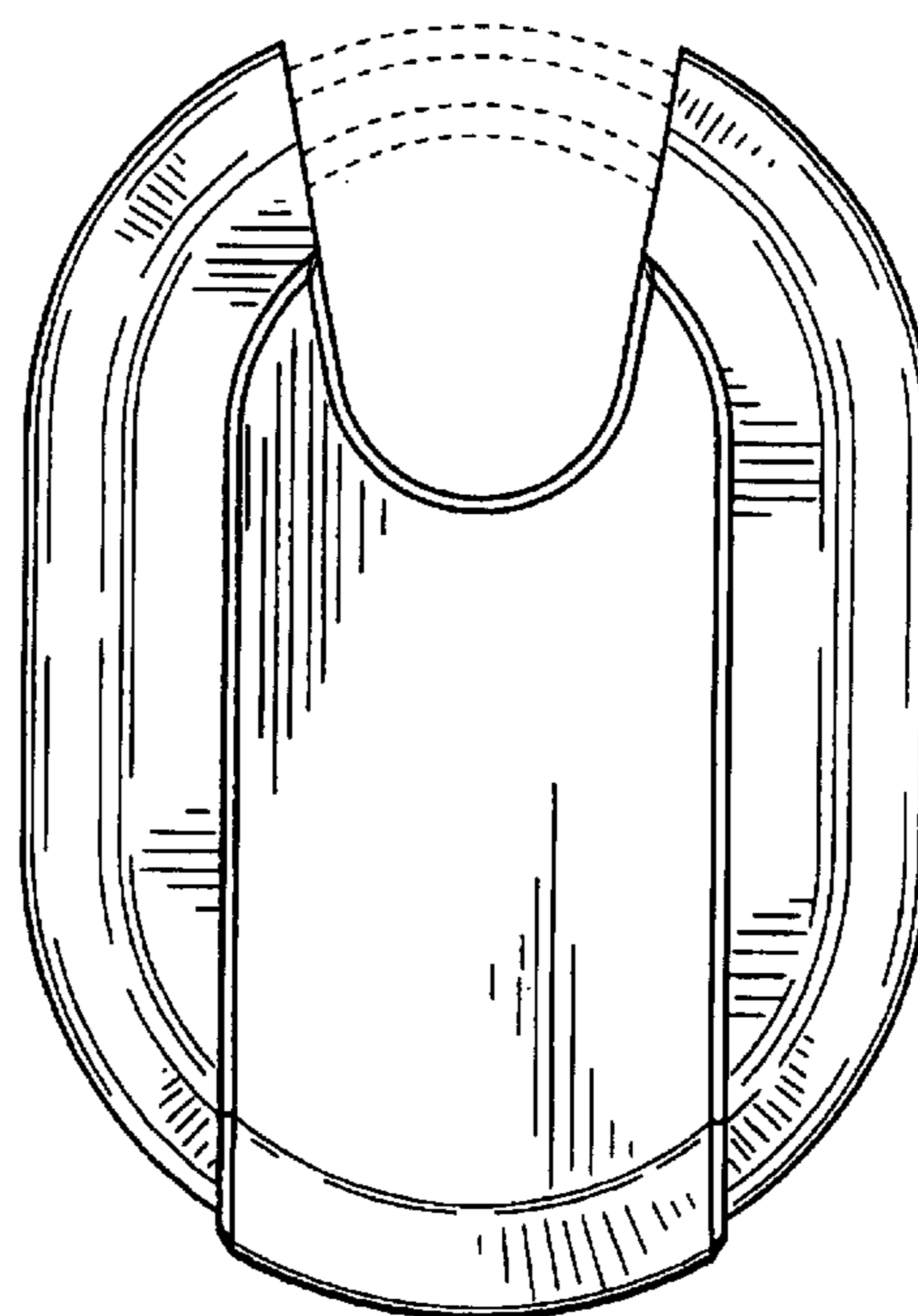


Figure 3



Figure 4

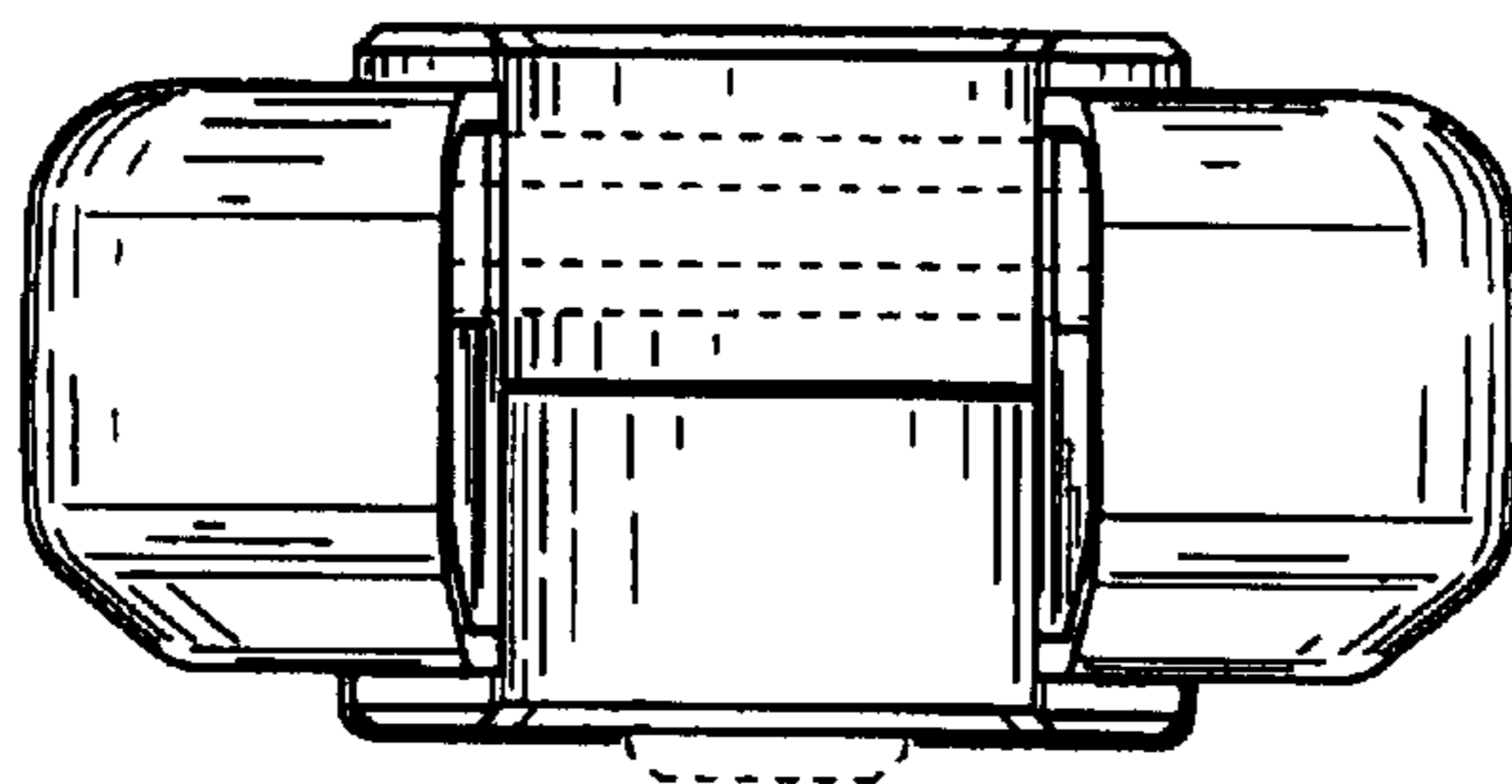


Figure 5




Figure 6

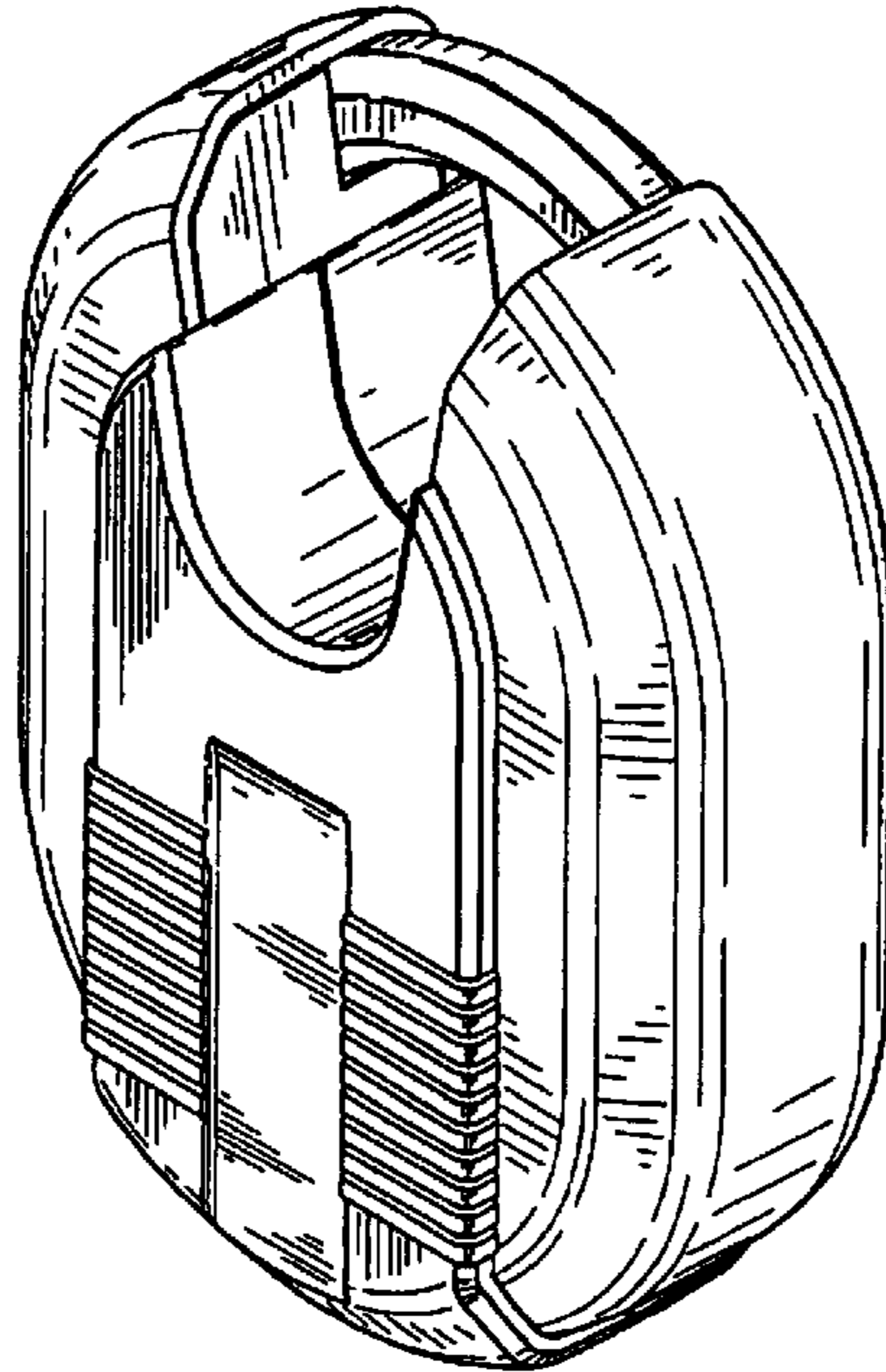


Figure 7

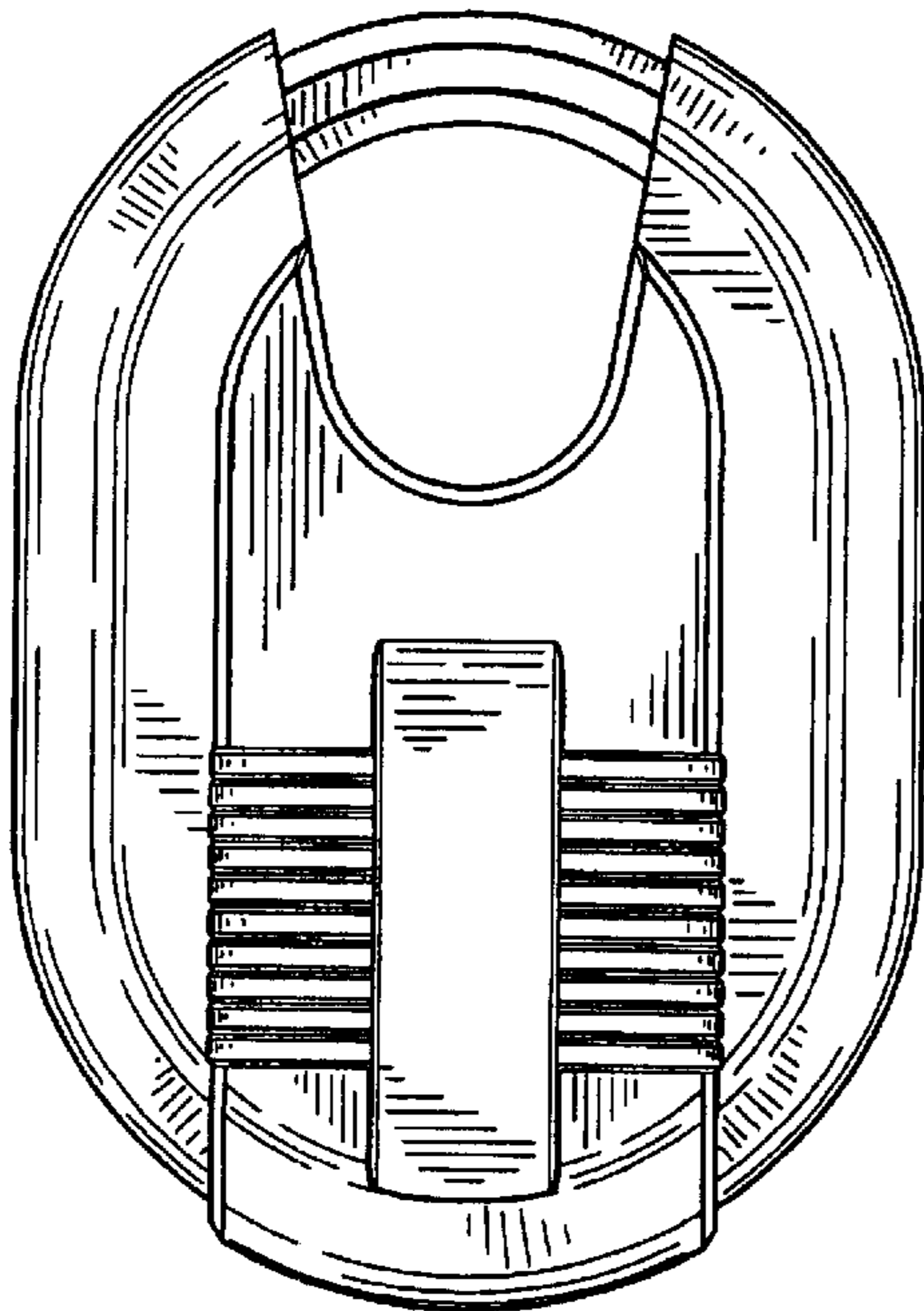


Figure 8

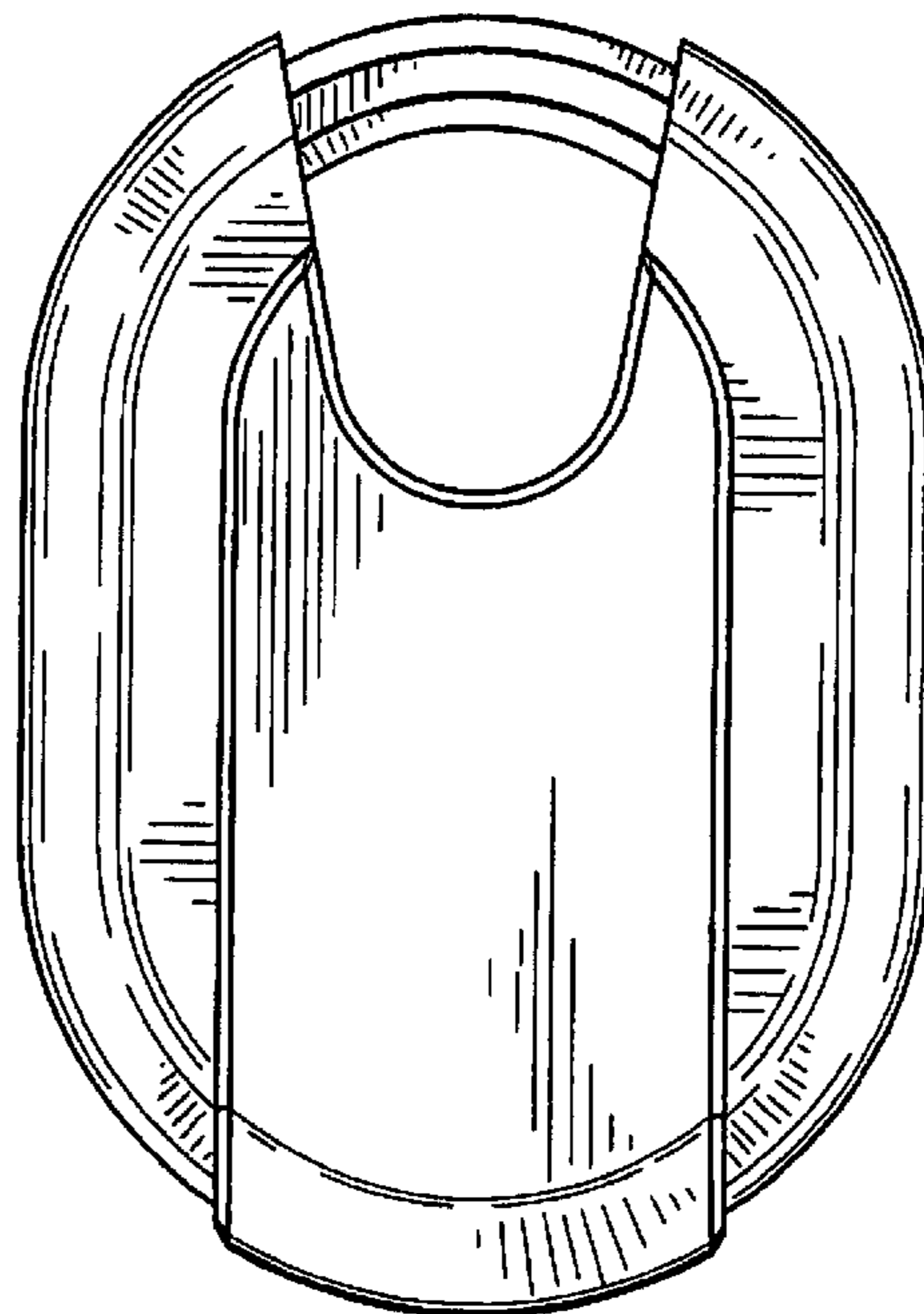


Figure 9



Figure 10




Figure 11




Figure 12

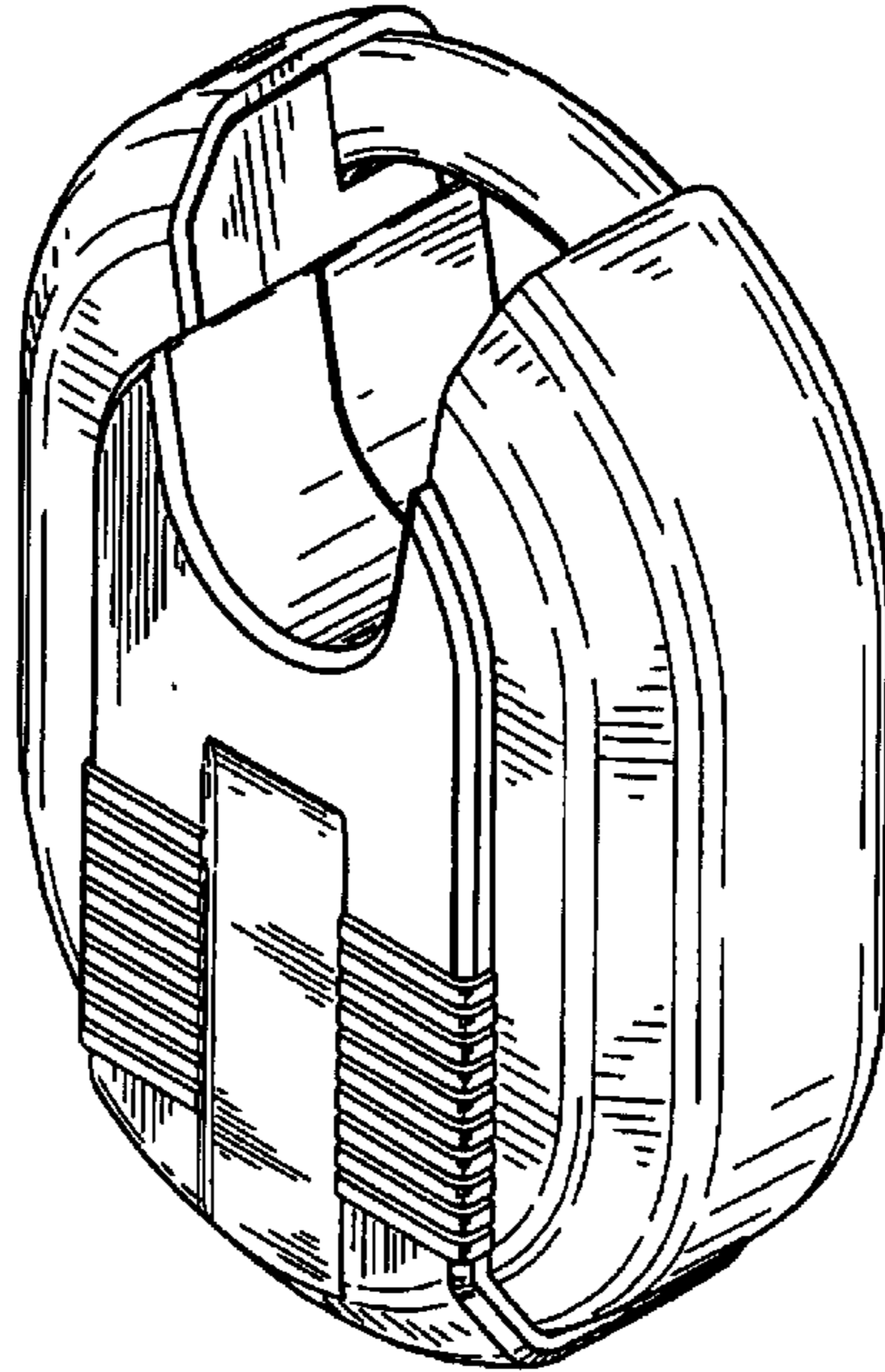


Figure 13

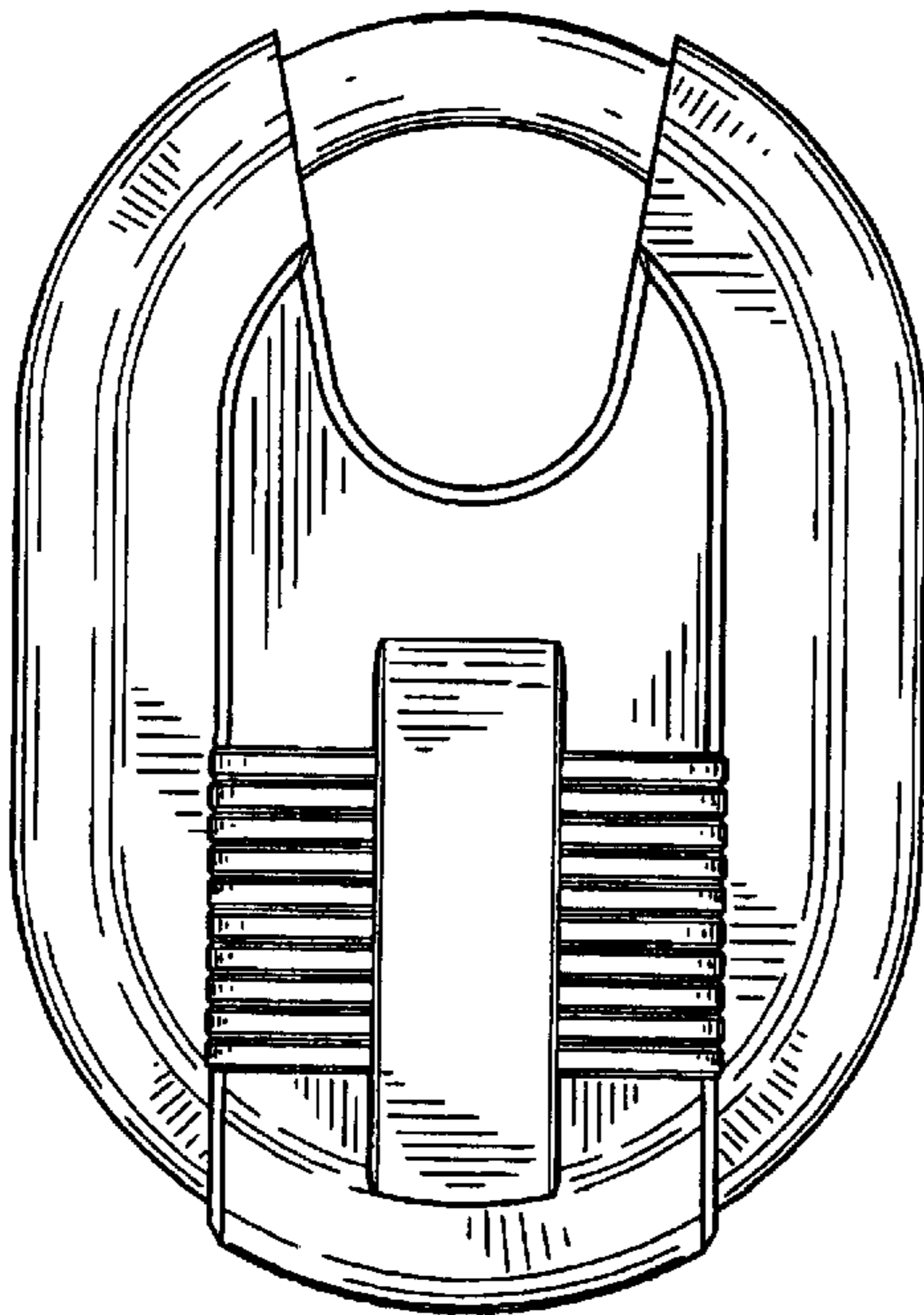


Figure 14

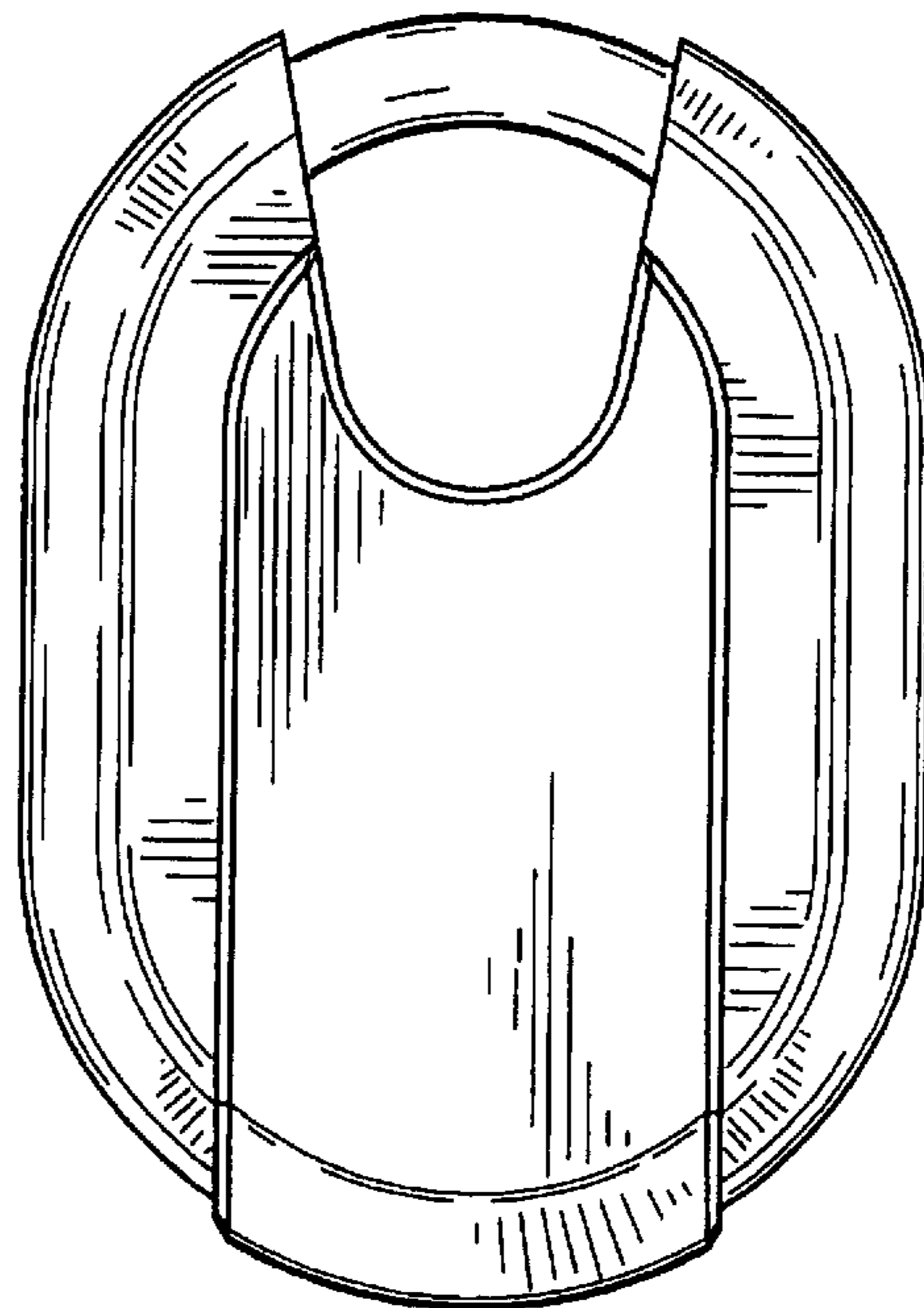


Figure 15




Figure 16

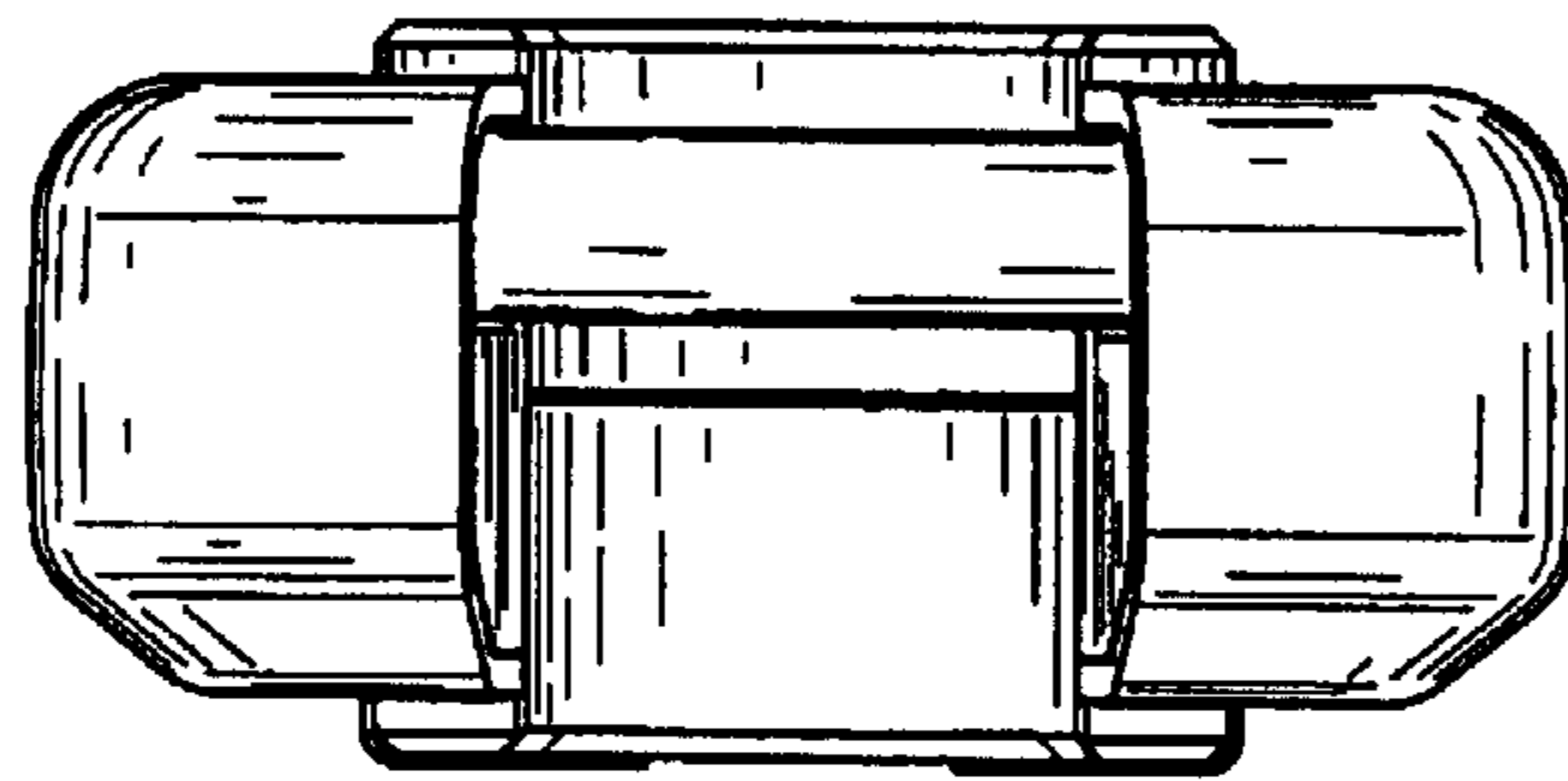


Figure 17




Figure 18