



US00D542623S

(12) **United States Design Patent**
Ricereto

(10) **Patent No.:** **US D542,623 S**

(45) **Date of Patent:** **** May 15, 2007**

(54) **PULL**
(75) Inventor: **Michael Hart Ricereto**, Baltimore, MD (US)
(73) Assignee: **Newell Operating Company**, Atlanta, GA (US)
(**) Term: **14 Years**
(21) Appl. No.: **29/258,376**
(22) Filed: **Apr. 20, 2006**
(51) **LOC (8) Cl.** **08-06**
(52) **U.S. Cl.** **D8/317**
(58) **Field of Classification Search** D8/300,
D8/315, 316, 317, 319, DIG. 1; 16/110.1;
D12/316; D5/53; D25/138, 157; D19/59;
52/311.2

See application file for complete search history.

D326,219 S 5/1992 Clayton
D326,990 S 6/1992 Bishop
D326,991 S 6/1992 Bishop
D326,992 S 6/1992 Clayton
D326,993 S 6/1992 Clayton
D326,994 S 6/1992 Bishop
D326,997 S 6/1992 Clayton
D327,407 S 6/1992 Clayton
D327,420 S 6/1992 Bishop
5,333,430 A * 8/1994 Vidal 52/311.2
D355,834 S 2/1995 Chieda
D355,835 S 2/1995 Chieda
D355,837 S 2/1995 Chieda
D355,838 S 2/1995 Chieda
D355,839 S 2/1995 Chieda
D356,724 S 3/1995 Chieda
D357,168 S 4/1995 Chieda
D361,491 S 8/1995 Chieda
D361,492 S 8/1995 Chieda
D361,493 S 8/1995 Chieda
D361,496 S 8/1995 Chieda
D361,498 S 8/1995 Chieda
D361,707 S 8/1995 Chieda
D366,998 S 2/1996 Hollingsworth

(56) **References Cited**

U.S. PATENT DOCUMENTS

D199,839 S * 12/1964 Simpson D8/316
D252,092 S * 6/1979 Popeck D19/59
D252,183 S * 6/1979 DeWindt D8/300
D267,774 S 2/1983 Pittenger
D267,926 S 2/1983 Pittenger
D268,246 S 3/1983 Tegner
D270,993 S 10/1983 Tegner
D270,994 S 10/1983 Tegner
D271,464 S 11/1983 Carlson
D272,800 S 2/1984 Pawlow
D274,035 S 5/1984 Pawlow
D274,123 S 6/1984 Tegner
D284,737 S 7/1986 Clayton
D295,827 S 5/1988 Benjamin
D296,073 S 6/1988 Rhoades
D297,211 S 8/1988 Rhoades
D300,505 S 4/1989 Palm, Jr. et al.
D305,862 S 2/1990 Clayton
D305,863 S 2/1990 Gresens et al.
D312,381 S 11/1990 Clayton
D323,726 S * 2/1992 Murphy D5/53

(Continued)

Primary Examiner—Paula A. Greene

(74) *Attorney, Agent, or Firm*—Banner & Witcoff, Ltd.

(57) **CLAIM**

We claim the ornamental design for a pull, as shown and described.

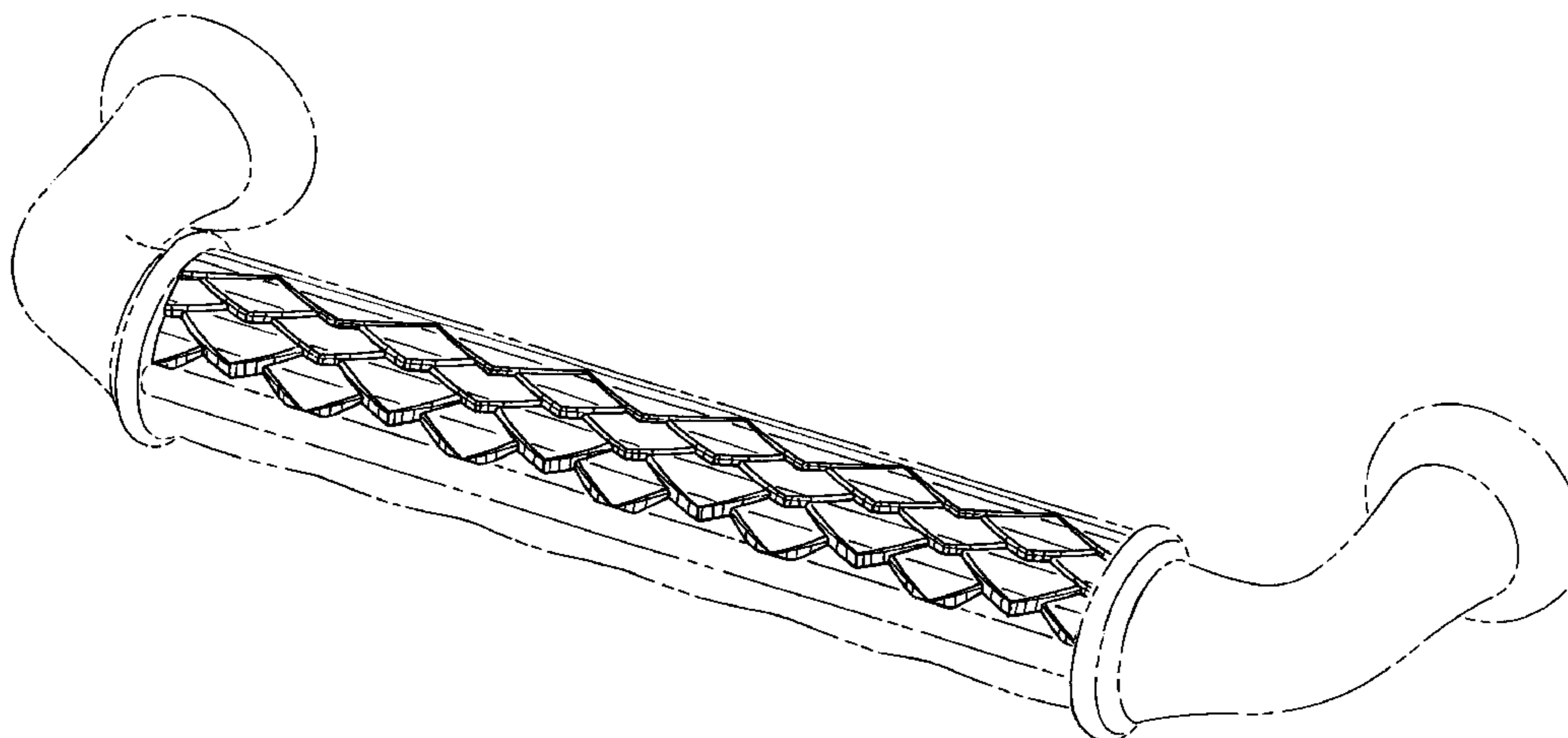
DESCRIPTION

FIG. 1 is an elevated perspective view of the handle pull of the claimed invention;

FIG. 2 is a side view of the pull shown in FIG. 1; and, FIG. 3 is an opposite side view of the pull shown in FIG. 1. Features shown in broken lines in the drawings are not part of the claim.

The broken line(s) which define the bounds of the claimed design form no part thereof.

1 Claim, 2 Drawing Sheets



US D542,623 S

Page 2

U.S. PATENT DOCUMENTS					
D367,217 S	2/1996	Hollingsworth-Ainscough	D401,834 S	12/1998	Burns et al.
D367,417 S	2/1996	Ainscough	D401,835 S	12/1998	Burns et al.
D368,014 S	3/1996	Ainscough	D403,571 S	1/1999	Burns et al.
D368,638 S	4/1996	Sonnenleiter	D406,745 S	3/1999	Burns et al.
D368,639 S	4/1996	Chieda	D411,728 S	6/1999	O'Neil
D368,640 S	4/1996	Sonnenleiter	D411,793 S	7/1999	O'Neil
D368,642 S	4/1996	Chieda	D411,794 S	7/1999	O'Neil
D368,643 S	4/1996	Sonnenleiter	D411,795 S	7/1999	O'Neil
D368,644 S	4/1996	Bishop	D413,248 S	8/1999	O'Neil
D368,842 S	4/1996	Sonnenleiter	D414,100 S	9/1999	O'Neil
D370,613 S	6/1996	Ainscough	D415,405 S	10/1999	O'Neil
D370,614 S	6/1996	Ainscough	D416,465 S	11/1999	O'Neil
D371,062 S	6/1996	Ainscough	D418,387 S	1/2000	O'Neil
D372,414 S	8/1996	De'Armond	D418,388 S	1/2000	O'Neil
D372,657 S	8/1996	De'Armond	D418,389 S	1/2000	O'Neil
D372,659 S	8/1996	De'Armond	D418,803 S	* 1/2000	Klimenko D12/316
D373,065 S	8/1996	De'Armond	D429,455 S	8/2000	Burns et al.
D373,066 S	8/1996	De'Armond	D429,991 S	8/2000	Short
D373,067 S	8/1996	De'Armond	D431,442 S	10/2000	Short
D374,390 S	10/1996	De'Armond	D431,444 S	10/2000	Short
D377,655 S	1/1997	Smith	D431,445 S	10/2000	Short
D377,747 S	2/1997	De'Armond	D431,996 S	10/2000	Short
D381,252 S	7/1997	Chieda	D434,633 S	12/2000	Short
D386,667 S	11/1997	Smith	D434,962 S	12/2000	Short
D396,179 S	7/1998	Burns et al.	D434,963 S	12/2000	Short
D396,180 S	7/1998	Burns et al.	D435,424 S	12/2000	Short
D399,117 S	10/1998	Burns et al.	D435,426 S	12/2000	Short
D399,407 S	10/1998	Burns et al.	D437,202 S	2/2001	O'Neil
D399,723 S	10/1998	Burns et al.			

* cited by examiner

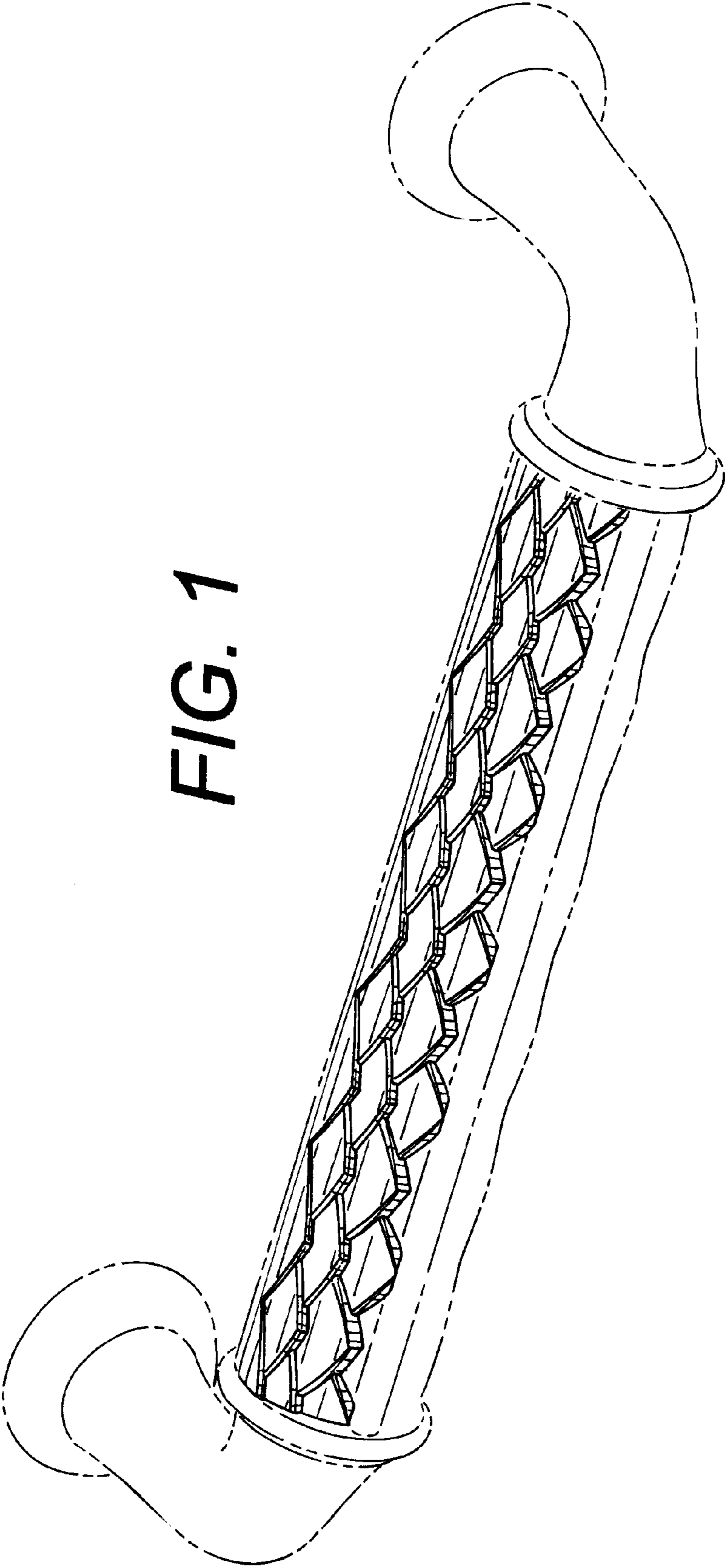


FIG. 1

FIG. 2

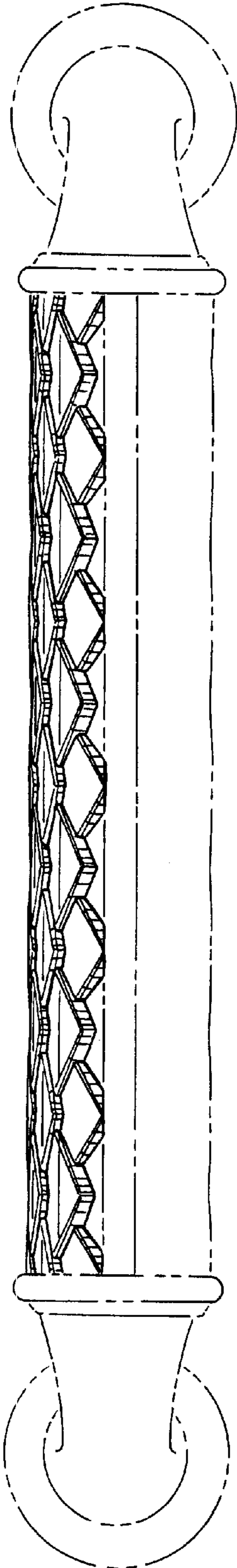


FIG. 3

