



US00D542619S

(12) **United States Design Patent**
Hung

(10) **Patent No.:** **US D542,619 S**

(45) **Date of Patent:** **** May 15, 2007**

(54) **TOOL HANDLE**

(76) Inventor: **Cheng Ching Hung**, No. 101, Lane
785, Jiadong St., Fenyuan Township,
Changhua County 502 (TW)

(**) Term: **14 Years**

(21) Appl. No.: **29/261,247**

(22) Filed: **Jun. 12, 2006**

(51) **LOC (8) Cl.** **08-04**

(52) **U.S. Cl.** **D8/107**

(58) **Field of Classification Search** D8/107,
D8/49, 61-70, 82-87, 21, 27, 47, 99-101,
D8/303, DIG. 7; D7/393, 395, 688, 693;
16/430, 177.1, 177.8, 177.85, 409, 429, 436;
30/388; 81/52, 54, 55, 57.11, 57.13, 57.14,
81/57.33, 57.42, 73, 177.4, 436, 437, 439,
81/440, 489, 177.1, 177.8, 177.85, 409, 429;
173/13, 15, 19, 47, 48, 81, 93, 93.5, 93.6,
173/94, 104, 109, 168, 169, 170, 171, 176,
173/178, 180

See application file for complete search history.

(56) **References Cited**

U.S. PATENT DOCUMENTS

D389,720 S * 1/1998 Warner et al. D8/107
D399,722 S * 10/1998 Eidsmoe et al. D8/107

D402,867 S * 12/1998 Macor D8/25
D406,491 S * 3/1999 Cohen et al. D7/395
D429,979 S * 8/2000 Chiang D8/25
D446,104 S * 8/2001 Chen D8/107
D468,617 S * 1/2003 Wang D8/107
D475,260 S * 6/2003 Hillinger et al. D8/25
D482,588 S * 11/2003 Lai D8/107
D492,543 S * 7/2004 Munari D7/395
D514,912 S * 2/2006 Gibbons et al. D8/70
D517,896 S * 3/2006 Hsu D8/107

* cited by examiner

Primary Examiner—Alan P. Douglas

Assistant Examiner—Barbara Fox

(74) *Attorney, Agent, or Firm*—Rosenberg, Klein & Lee

(57) **CLAIM**

The ornamental design for a tool handle, as shown and described.

DESCRIPTION

FIG. 1 is a perspective view of a tool handle showing my new design;

FIG. 2 is a front elevational view thereof;

FIG. 3 is a rear elevational view thereof;

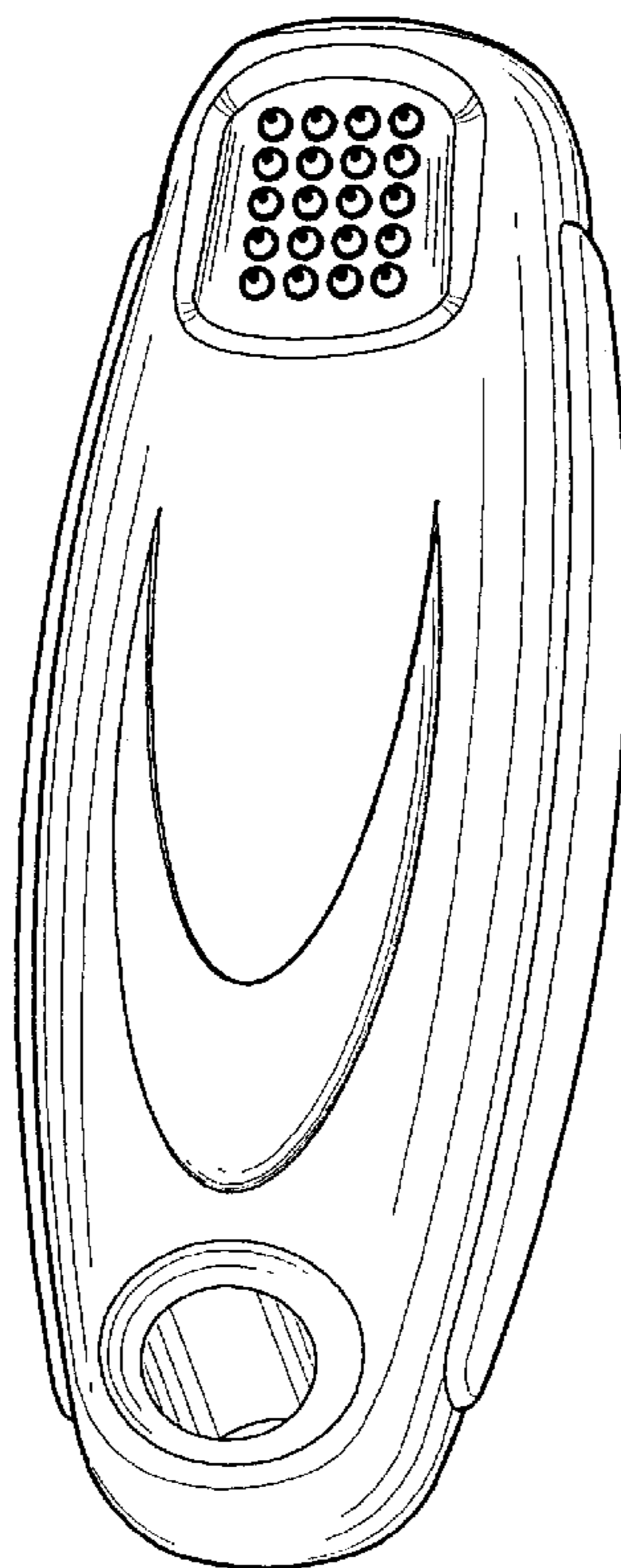
FIG. 4 is a left side view thereof;

FIG. 5 is a right side view thereof;

FIG. 6 is a top plan view thereof; and,

FIG. 7 is a bottom plain view thereof.

1 Claim, 4 Drawing Sheets



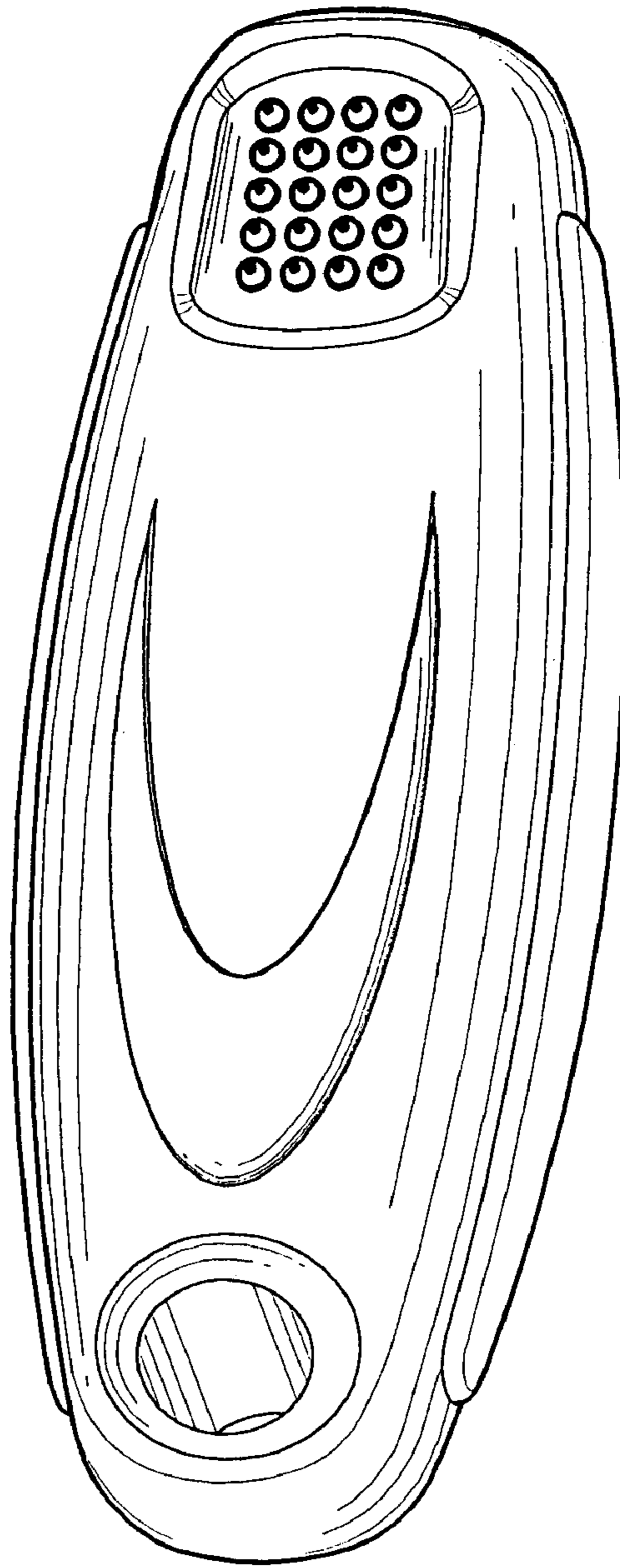


FIG. 1

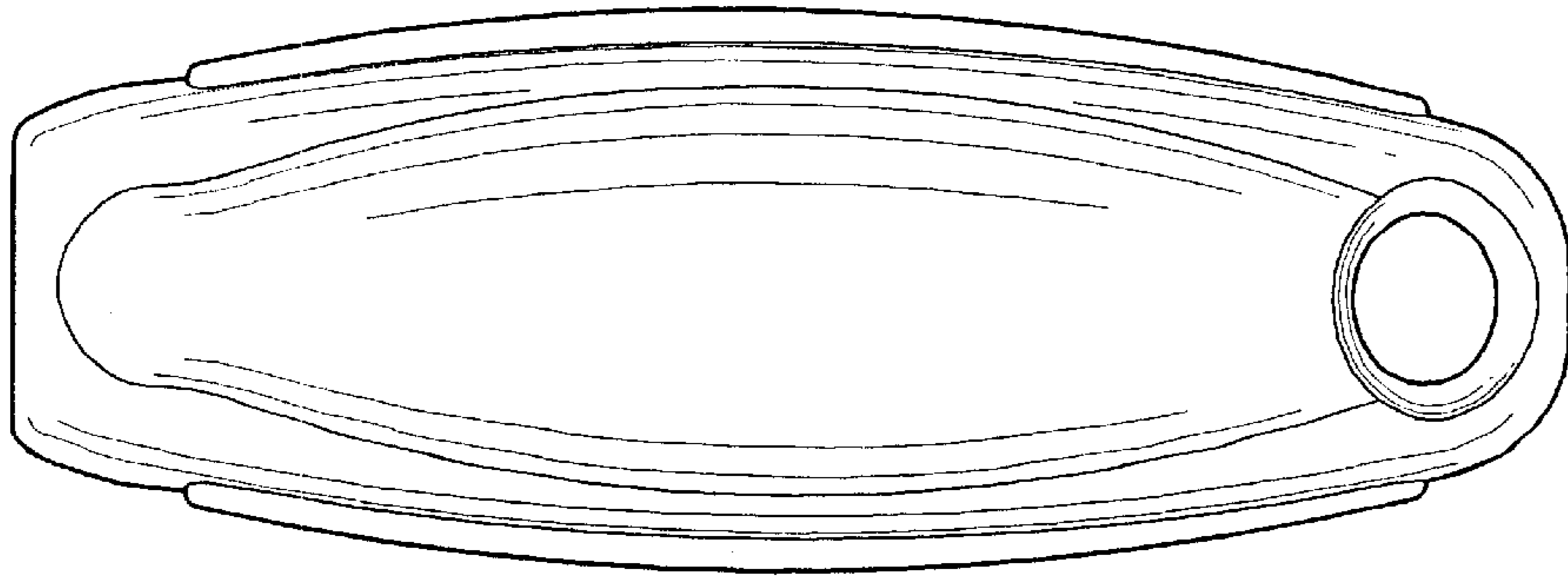


FIG. 3

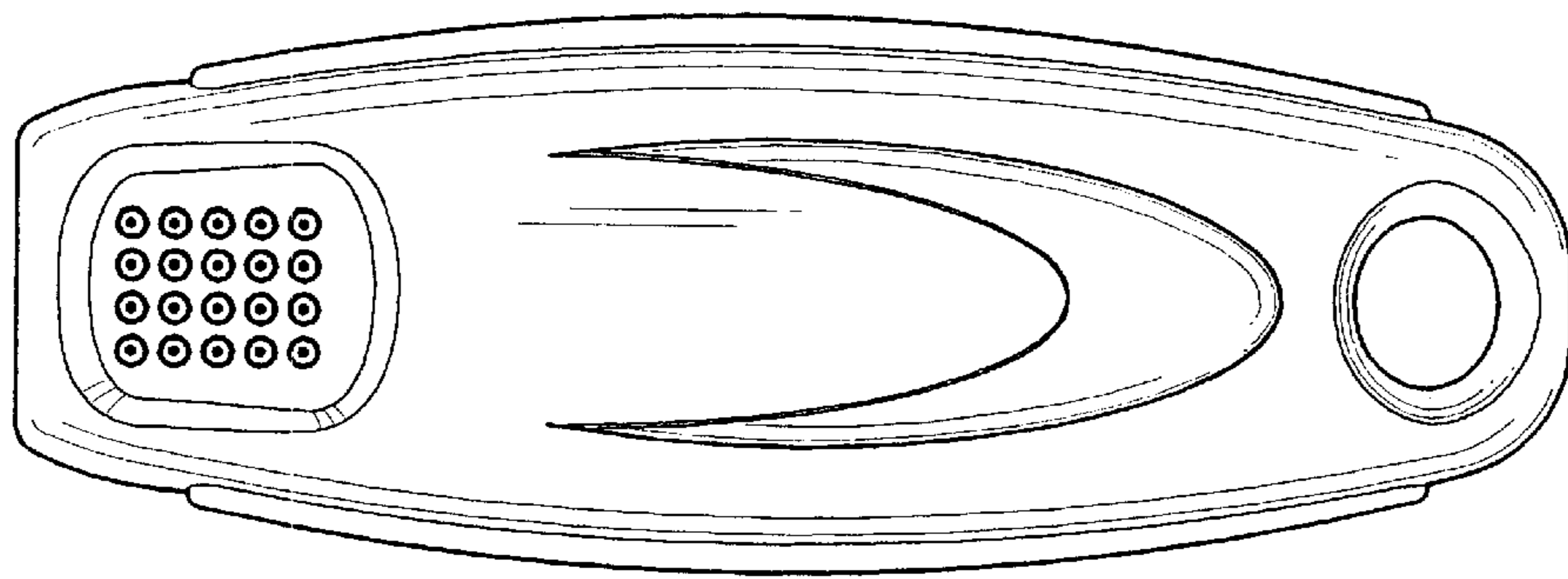


FIG. 2




FIG. 5

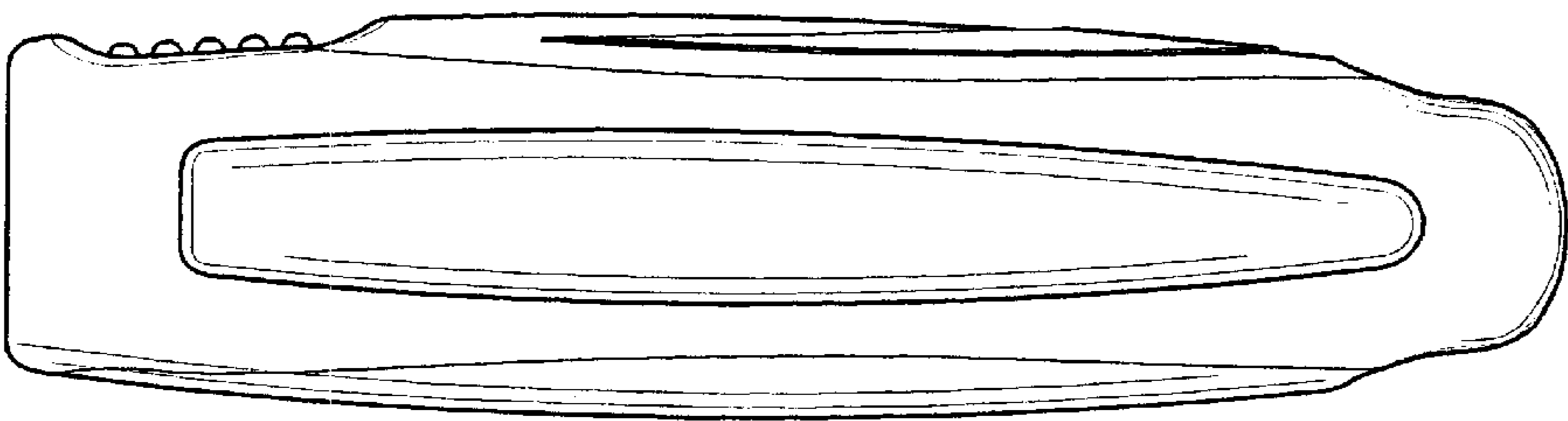


FIG. 4

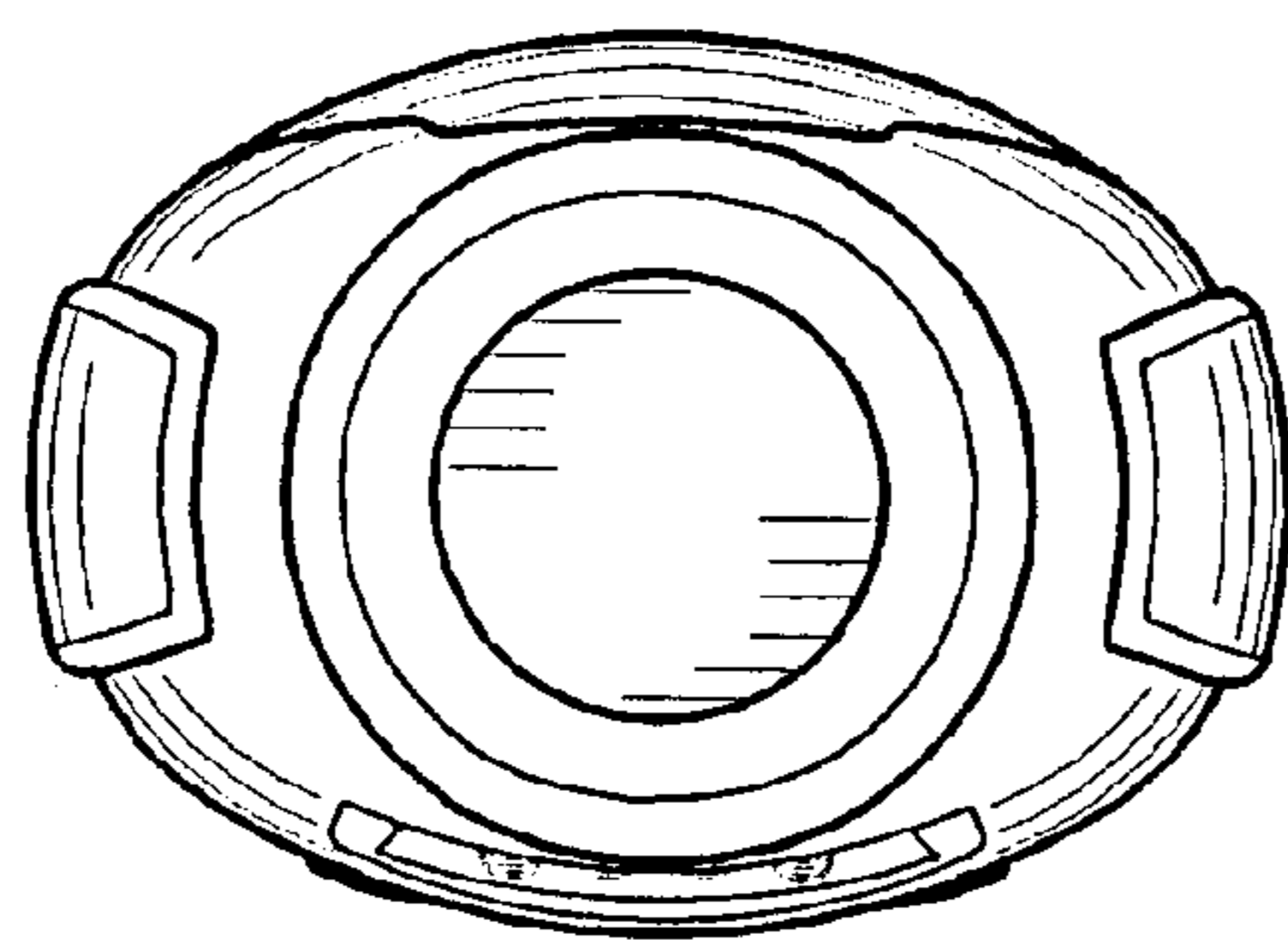


FIG. 6

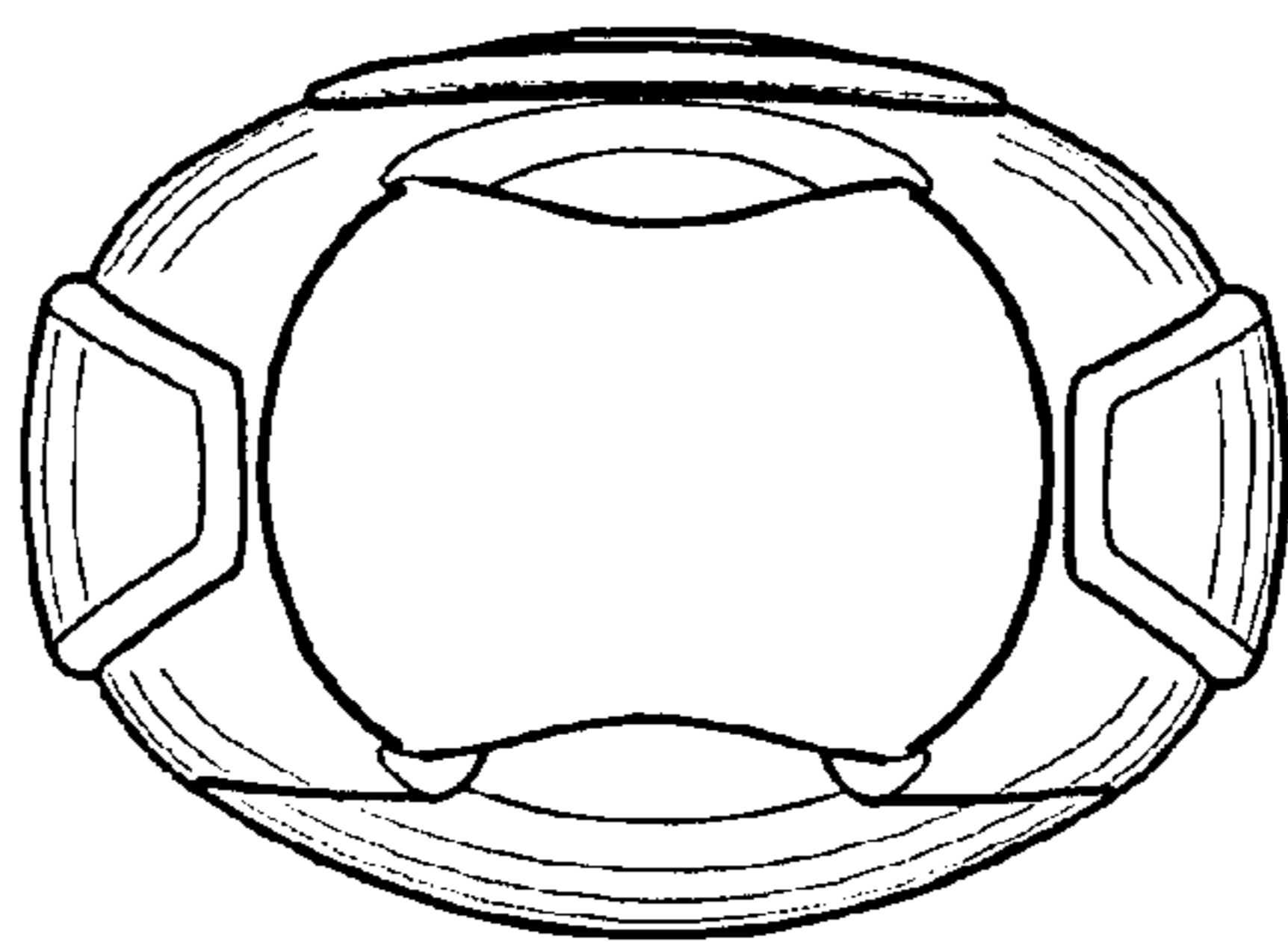


FIG. 7