



US00D542616S

(12) **United States Design Patent**
Elek et al.

(10) **Patent No.:** **US D542,616 S**

(45) **Date of Patent:** **** May 15, 2007**

(54) **ELECTRIC KNIFE SHARPENER**

(75) Inventors: **Bela Elek**, Wilmington, DE (US);
Robert P. Bigliano, Wilmington, DE
(US); **Daniel D. Friel, Sr.**, Greenville,
DE (US)

(73) Assignee: **Edgecraft Corporation**, Avondale, PA
(US)

(**) Term: **14 Years**

(21) Appl. No.: **29/225,087**

(22) Filed: **Mar. 10, 2005**

(51) **LOC (8) Cl.** **08-05**

(52) **U.S. Cl.** **D8/63**

(58) **Field of Classification Search** D8/63,
D8/91, 93; 451/163, 193, 241, 259, 267,
451/282, 293; 76/82

See application file for complete search history.

(56) **References Cited**

U.S. PATENT DOCUMENTS

3,332,173 A * 7/1967 McMaster et al. 451/282
4,807,399 A * 2/1989 Friel 451/45
D303,209 S * 9/1989 Friel D8/93
D310,620 S * 9/1990 Friel D8/93
5,005,319 A 4/1991 Friel

D328,410 S * 8/1992 Friel D8/63
5,611,726 A 3/1997 Friel
D409,891 S * 5/1999 Friel et al. D8/93
6,012,971 A * 1/2000 Friel et al. 451/45
6,113,476 A * 9/2000 Friel et al. 451/177
6,267,652 B1 * 7/2001 Friel et al. 451/177
6,802,763 B1 * 10/2004 Leung 451/267
6,863,600 B2 3/2005 Friel
6,875,093 B2 4/2005 Friel
2004/0077296 A1 * 4/2004 Friel et al. 451/259

* cited by examiner

Primary Examiner—Cathron C. Brooks

Assistant Examiner—Austin Murphy

(57) **CLAIM**

The ornamental design for an electric knife sharpener, as shown and described.

DESCRIPTION

FIG. 1 is a front elevational view of an electric knife sharpener showing our new design;
FIG. 2 is a top plan view thereof;
FIG. 3 is a rear elevational view thereof;
FIG. 4 is a right end elevational view thereof with the left end elevational view being identical; and,
FIG. 5 is a plan view thereof.

1 Claim, 2 Drawing Sheets

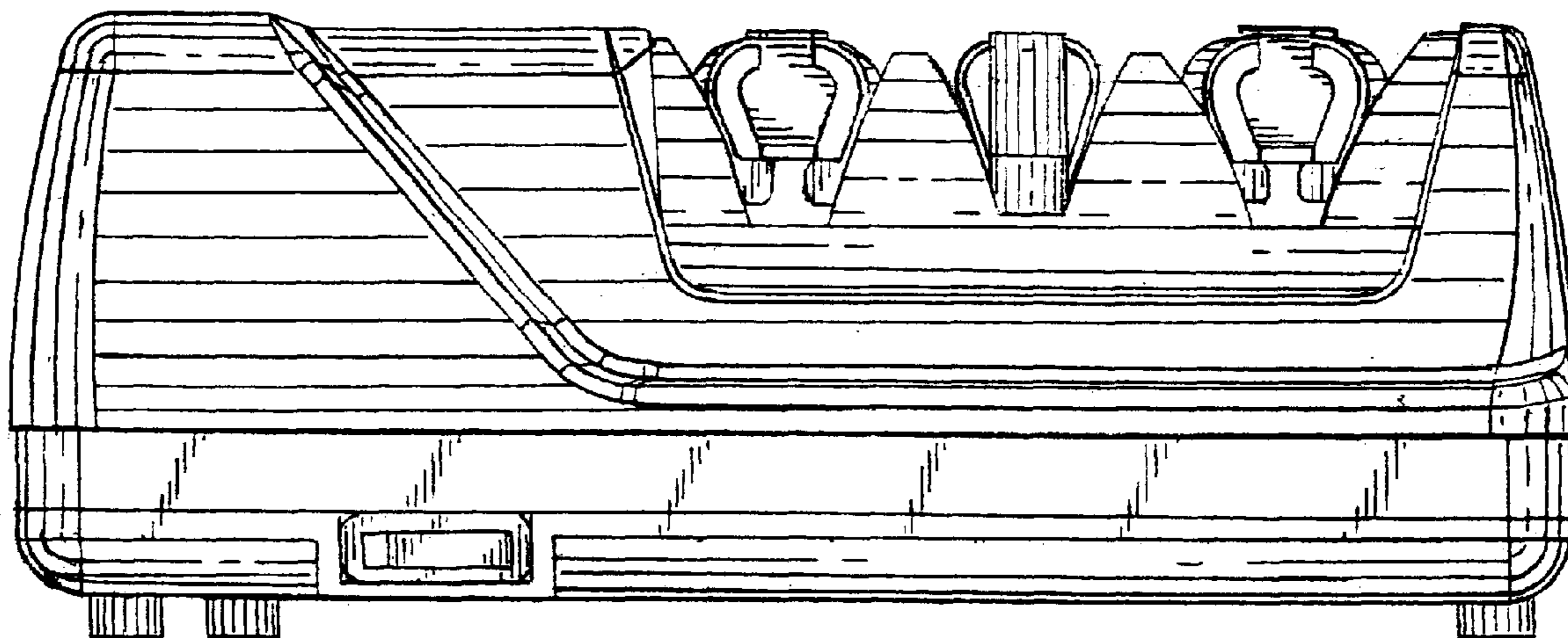


Fig. 2.

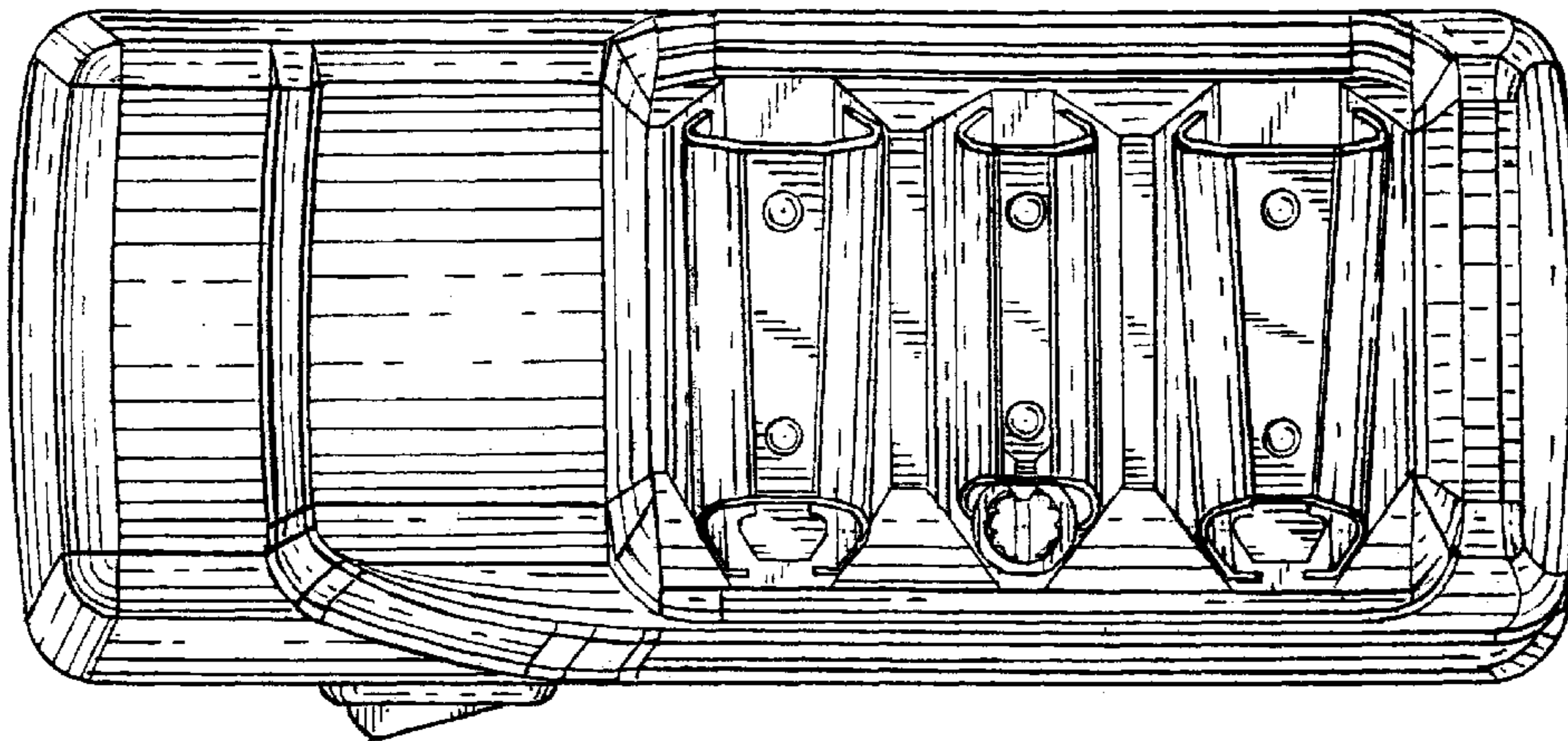


Fig. 1.

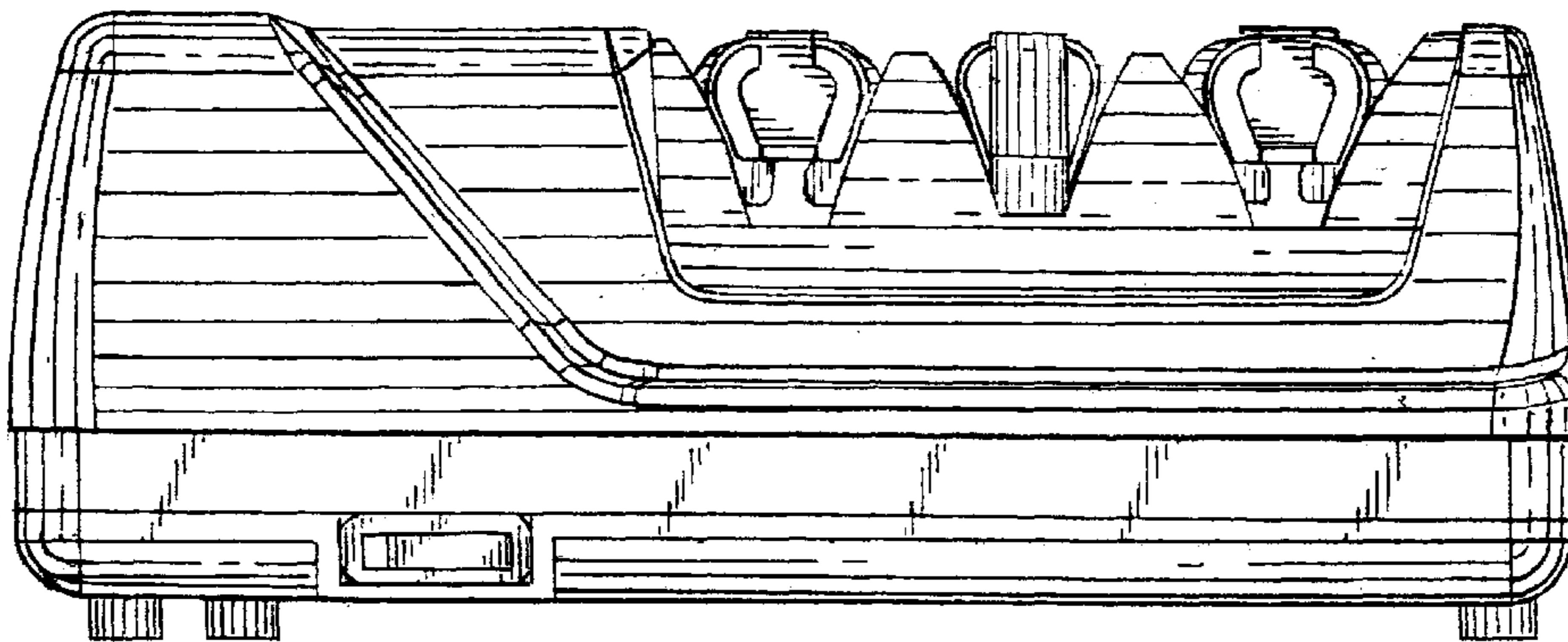


Fig. 3.

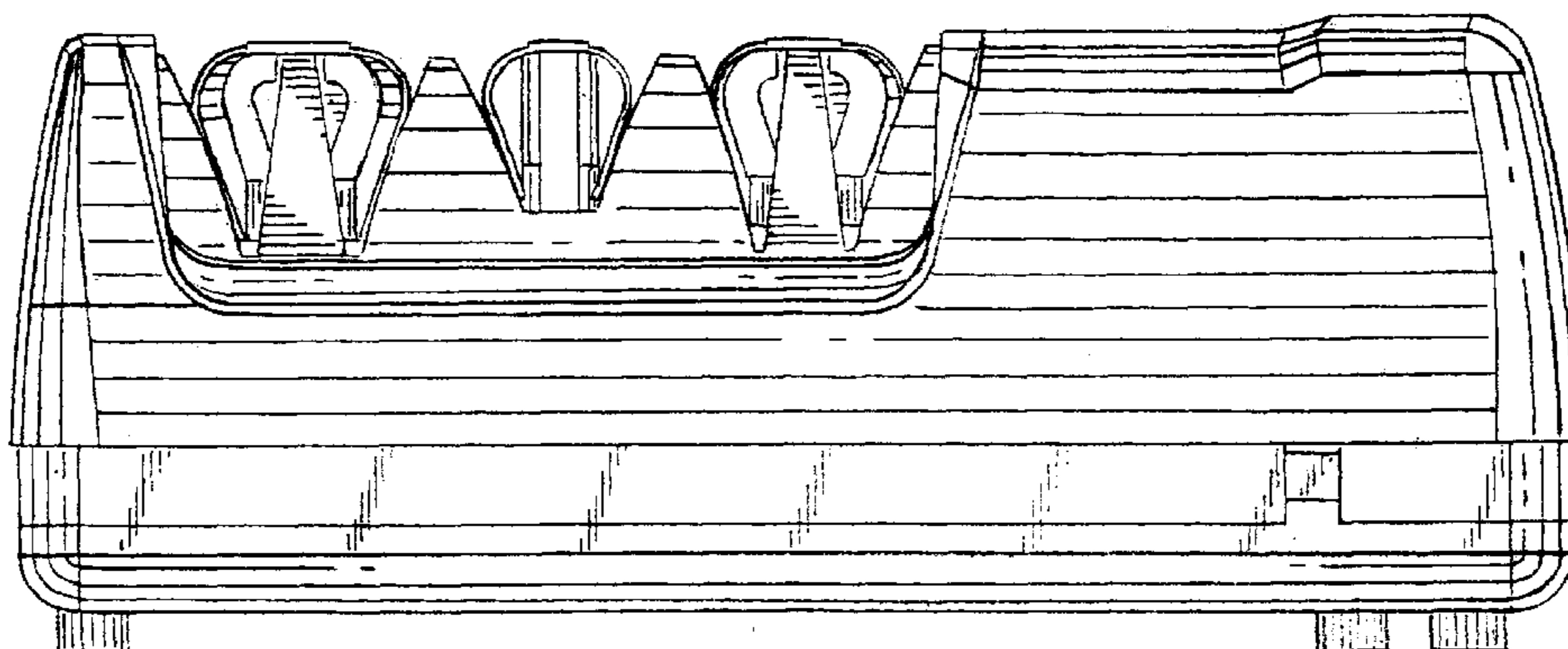


Fig. 5.

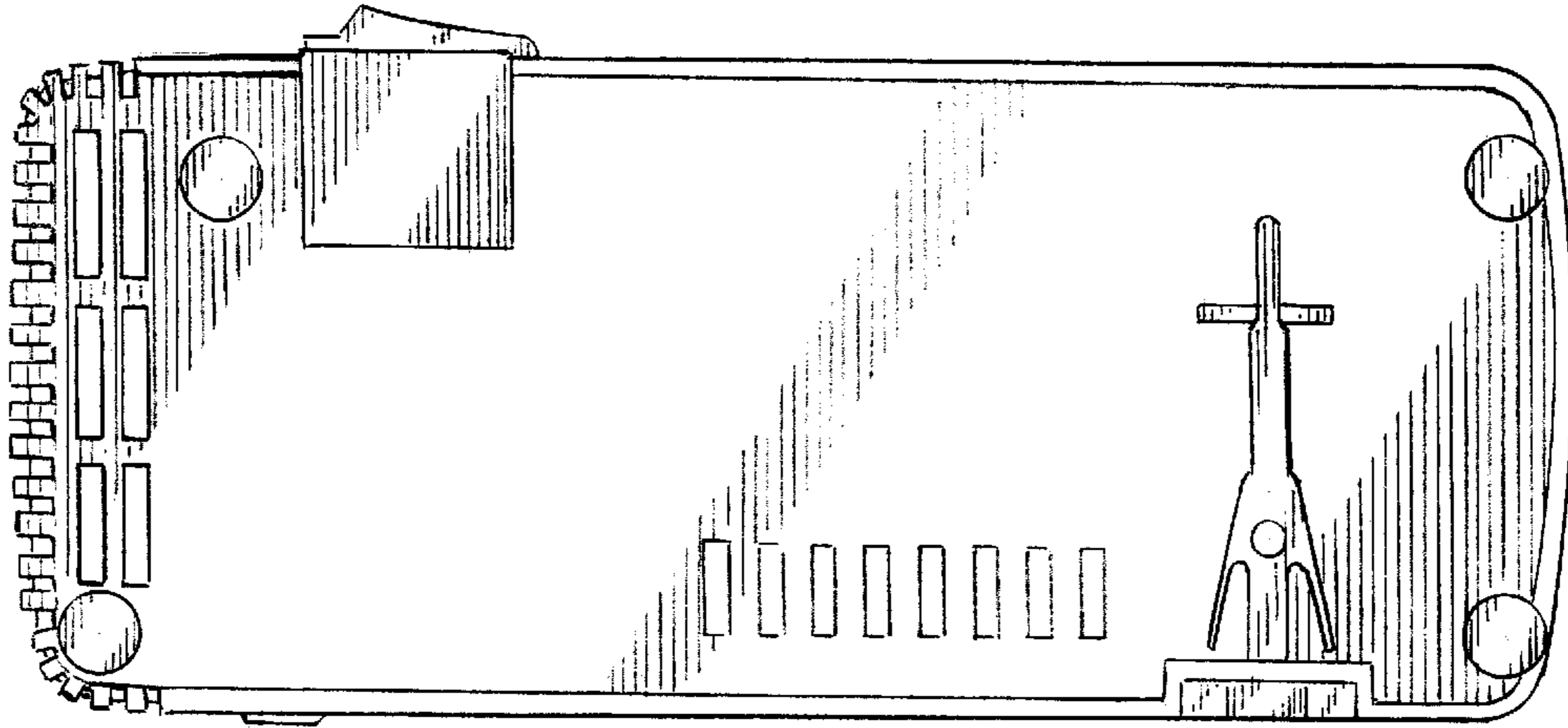


Fig. 4.

