



US00D542601S

(12) **United States Design Patent**
Ben-Shlomo et al.

(10) **Patent No.:** **US D542,601 S**

(45) **Date of Patent:** **** May 15, 2007**

(54) **HOLDER**

D401,595 S * 11/1998 Guttadauro D14/230
D447,916 S * 9/2001 Bodum D7/600
D501,643 S * 2/2005 Strand et al. D14/240

(75) Inventors: **Tal Eldar Ben-Shlomo**,
Ramat-Hasharon (IL); **Itamar Burstein**,
Tel Aviv (IL)

* cited by examiner

(73) Assignees: **Golden G.T., LLC**, Chicago, IL (US);
Shiomo Ben-David, Chicago, IL (US)

Primary Examiner—Terry A. Wallace
(74) *Attorney, Agent, or Firm*—Pearl, Cohen Zedek Latzer,
LLP

(**) Term: **14 Years**

(57) **CLAIM**

(21) Appl. No.: **29/253,550**

The ornamental design for a holder, as shown and described.

(22) Filed: **Feb. 9, 2006**

DESCRIPTION

(51) **LOC (8) Cl.** **07-06**

(52) **U.S. Cl.** **D7/600.1**; D14/230; D7/701

(58) **Field of Classification Search** D7/600,
D7/601, 600.1–600.4, 701–708; D14/230,
D14/231, 233, 240; 211/74, 75

FIG. 1 is a perspective view of the holder;
FIG. 2 is a side view of the holder shown in FIG. 1, the other
side being identical; and
FIG. 3 is a front view of the holder shown in FIG. 1, the rear
view being identical;
FIG. 4 is a top view of the holder shown in FIG. 1; and,
FIG. 5 is a bottom view of the holder shown in FIG. 1.

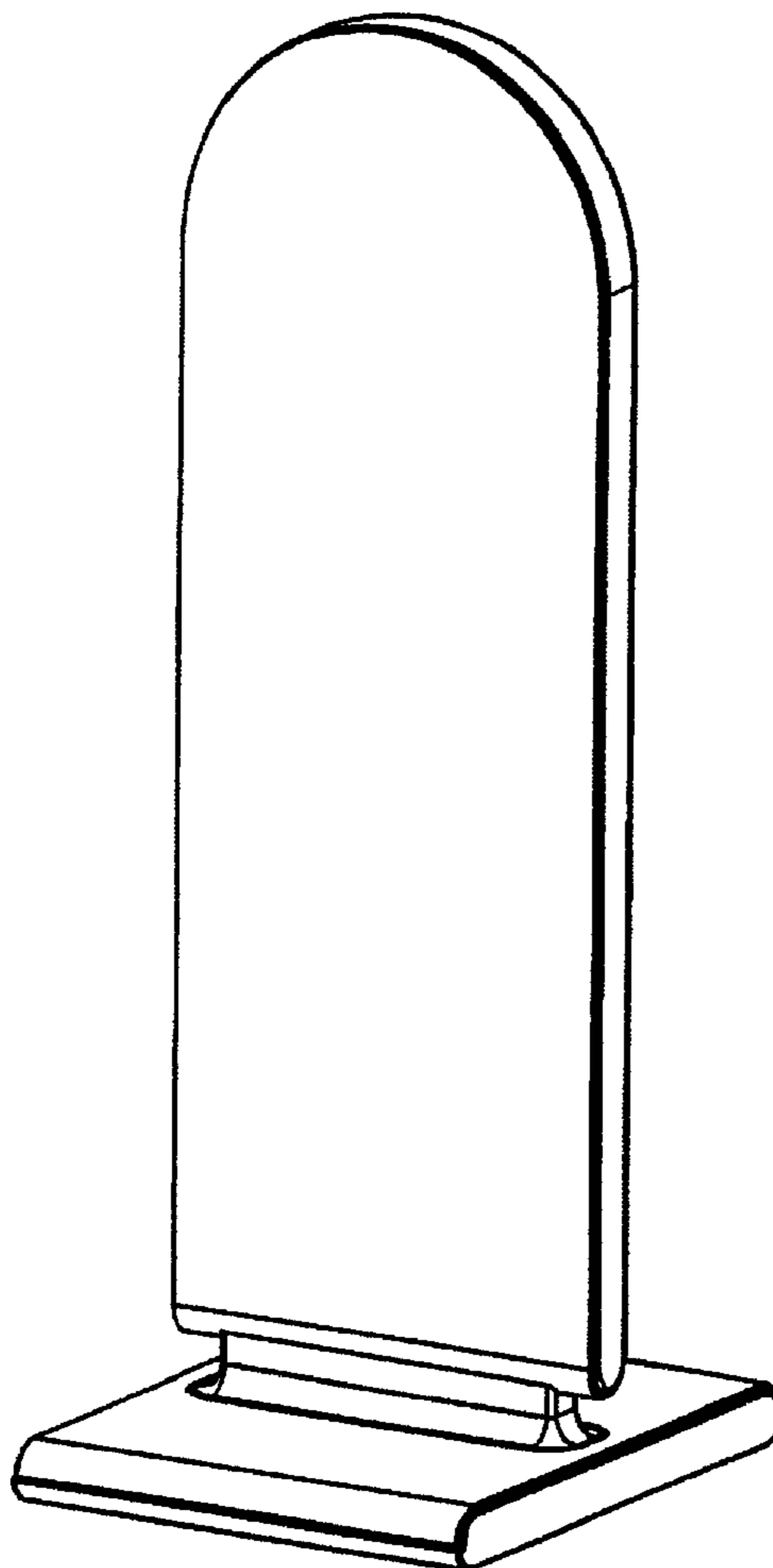
See application file for complete search history.

(56) **References Cited**

U.S. PATENT DOCUMENTS

4,378,889 A * 4/1983 Lebowitz 211/75

1 Claim, 5 Drawing Sheets



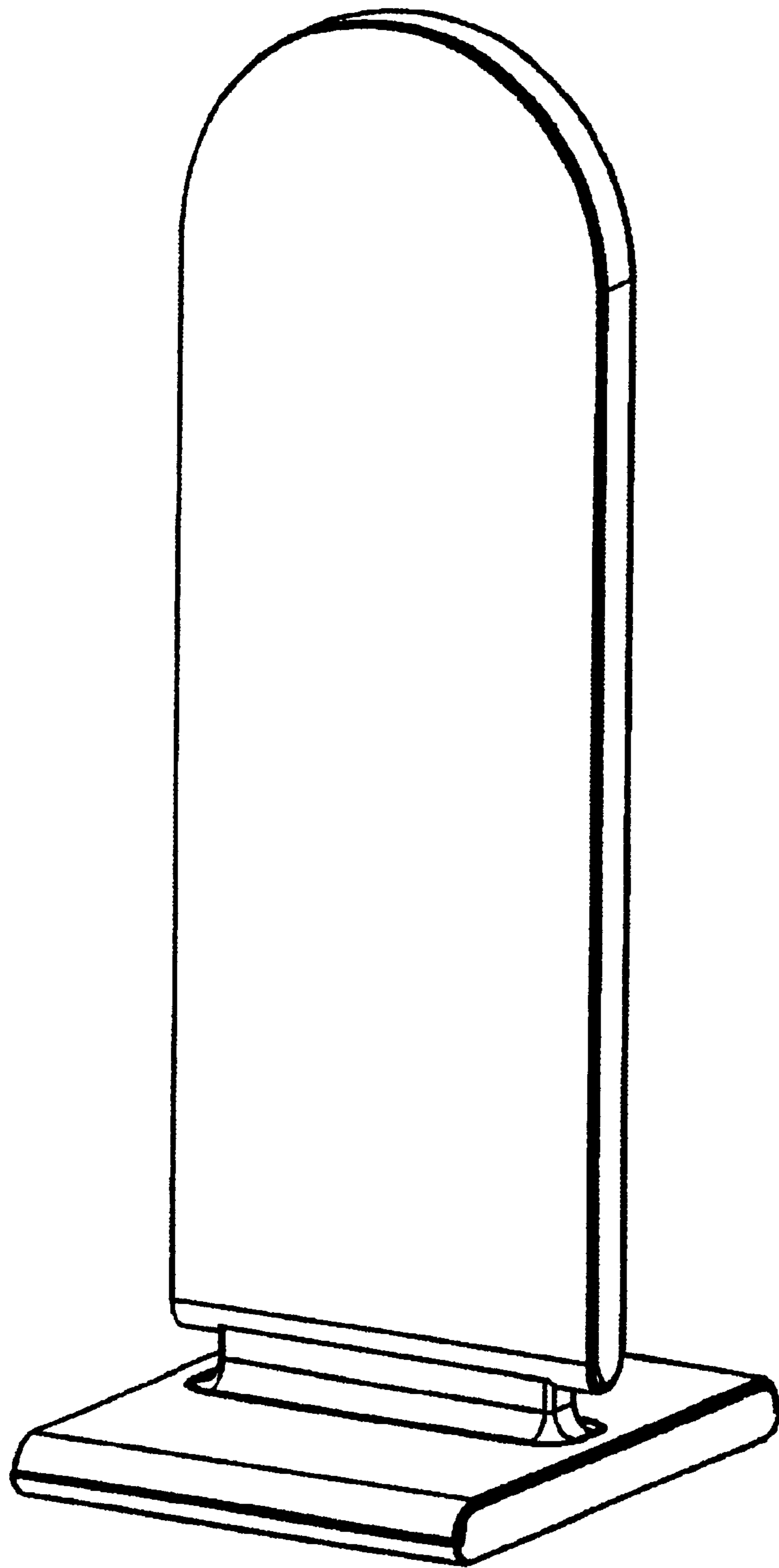


Fig. 1

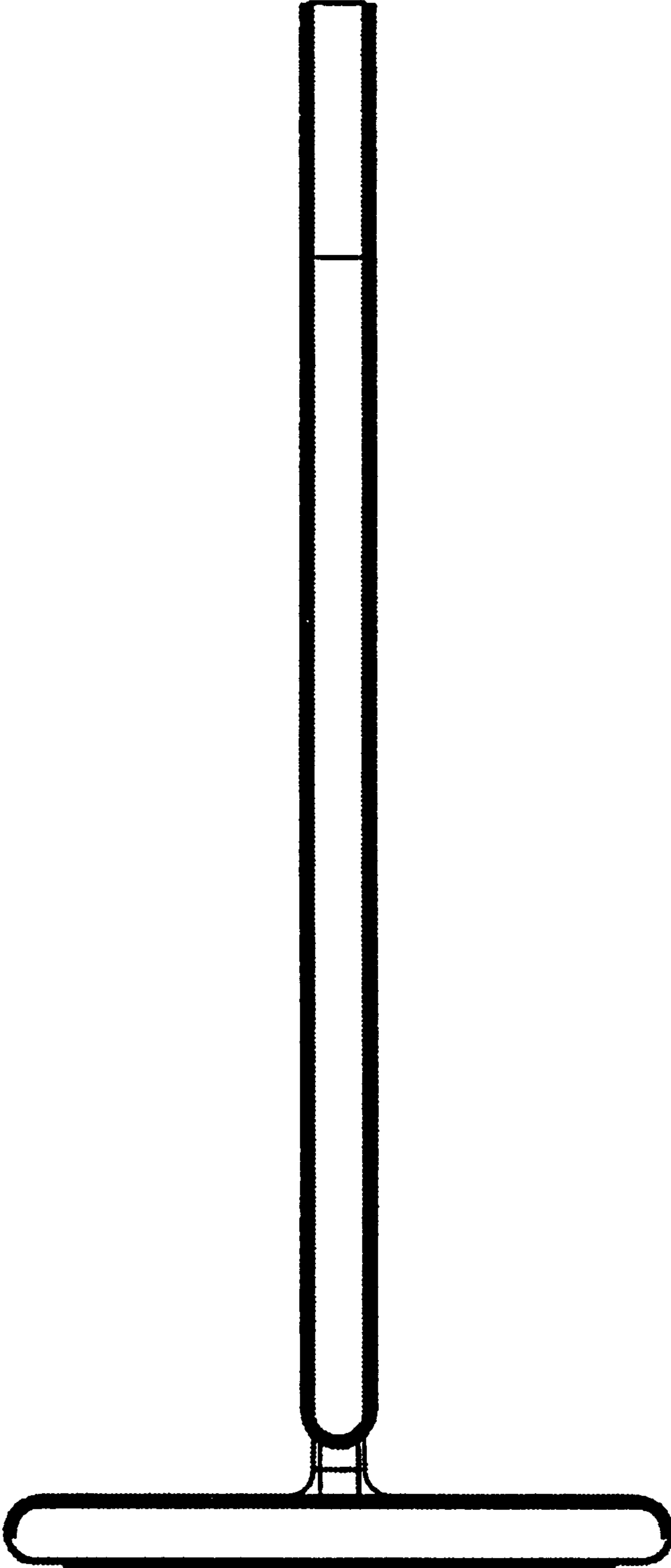


Fig. 2




Fig. 3




Fig. 4

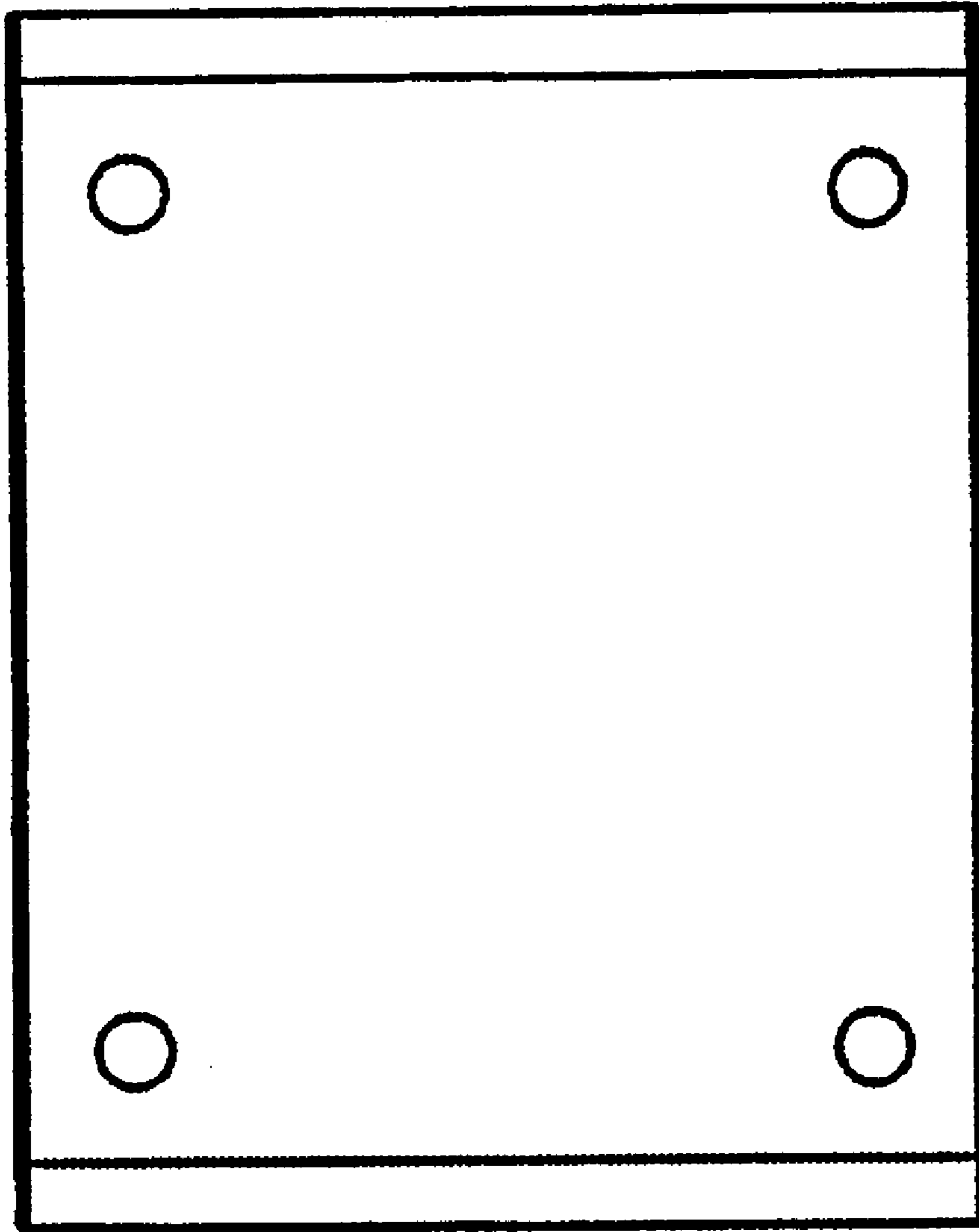


Fig. 5