



US00D542598S

(12) **United States Design Patent**  
**Karp**

(10) **Patent No.:** **US D542,598 S**

(45) **Date of Patent:** **\*\* May 15, 2007**

(54) **BEVERAGE CONTAINER**

(75) Inventor: **Morry Karp**, Beverly Hills, CA (US)

(73) Assignee: **Berney-Karp, Inc.**, Los Angeles, CA (US)

(\*\*) Term: **14 Years**

(21) Appl. No.: **29/252,915**

(22) Filed: **Jan. 31, 2006**

(51) **LOC (8) Cl.** ..... **07-01**

(52) **U.S. Cl.** ..... **D7/510; D7/511; D7/523;**  
D9/443; D9/502; D9/504; D9/530

(58) **Field of Classification Search** ..... D7/509,  
D7/510, 511, 529, 532, 523; D9/552, 553,  
D9/502, 503, 565, 551, 564, 443, 504, 500;  
220/574, 575, 4.26, 606, 605, 23.89, 674,  
220/703, 713, 719, 592.16, 59, 2.17; 215/383,  
215/387, 395, 388, 12.1; 229/400

See application file for complete search history.

(56) **References Cited**

**U.S. PATENT DOCUMENTS**

D17,795 S	*	10/1887	Gallinger	.....	D7/523
D111,766 S	*	10/1938	Hansen	.....	D7/523
D279,406 S	*	6/1985	Shiu	.....	D24/211
D412,118 S	*	7/1999	Rodea	.....	D9/776
D422,503 S	*	4/2000	Lehn	.....	D9/503
D457,395 S	*	5/2002	Gluck	.....	D7/510
D458,134 S	*	6/2002	Berish et al.	.....	D9/443
D478,799 S	*	8/2003	Chi Kuo	.....	D8/50
D479,999 S	*	9/2003	Moore	.....	D9/500

D480,267 S	*	10/2003	Freed et al.	.....	D7/510
D482,607 S	*	11/2003	McRae	.....	D9/614
D485,757 S	*	1/2004	Roth et al.	.....	D9/443
D486,695 S	*	2/2004	Chuang	.....	D7/532
D501,140 S	*	1/2005	Fung et al.	.....	D9/503
D501,792 S	*	2/2005	Priestman	.....	D9/500
D502,844 S	*	3/2005	Rohe	.....	D7/510
D511,097 S	*	11/2005	Sherratt	.....	D9/503
D511,459 S	*	11/2005	Riot	.....	D9/502
D512,875 S	*	12/2005	Maldonado	.....	D7/510
D519,380 S	*	4/2006	Leoncavallo et al.	.....	D9/530

\* cited by examiner

*Primary Examiner*—M. N. Pandozzi

(74) *Attorney, Agent, or Firm*—Kleinberg & Lerner, LLP;  
Marvin H. Kleinberg; Marshall A. Lerner

(57) **CLAIM**

The ornamental design for a beverage container, as shown and described.

**DESCRIPTION**

FIG. 1 is a front perspective view of a beverage container according to the present invention;

FIG. 2 is a left side view of the beverage container of FIG. 1;

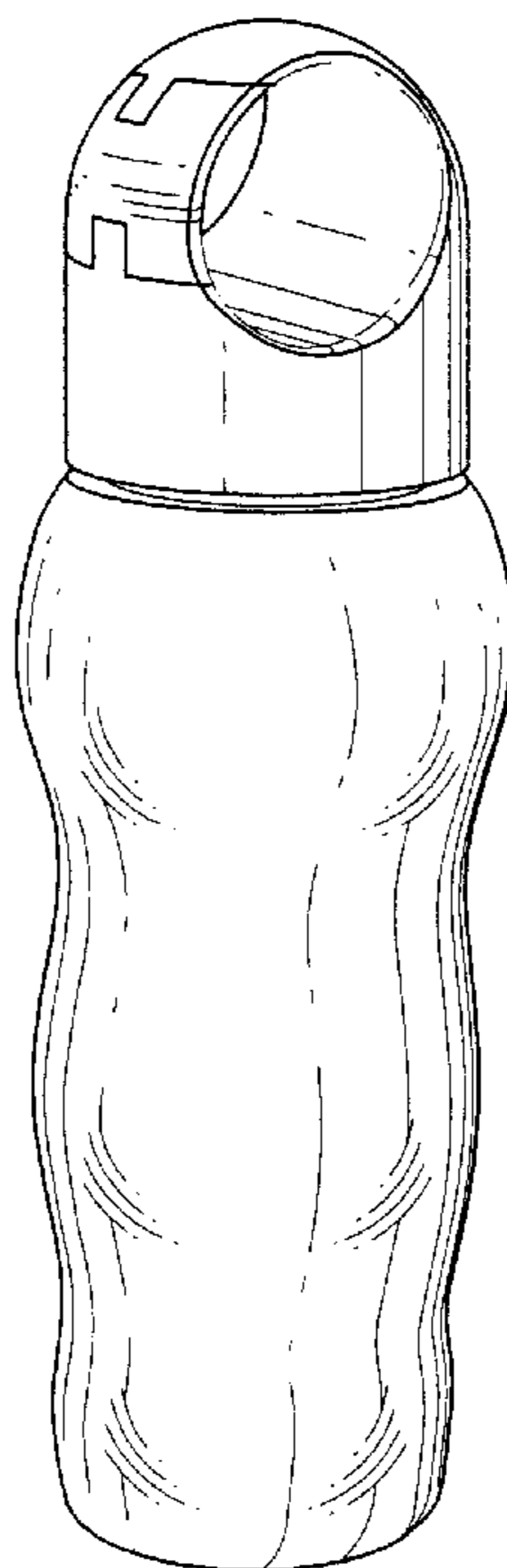
FIG. 3 is a front view of the beverage container of FIG. 1;

FIG. 4 is a right side view of the beverage container of FIG. 1;

FIG. 5 is a rear view of the beverage container of FIG. 1;

FIG. 6 is a top view of the beverage container of FIG. 1; and,  
FIG. 7 is a bottom view of the beverage container of FIG. 1.

**1 Claim, 4 Drawing Sheets**



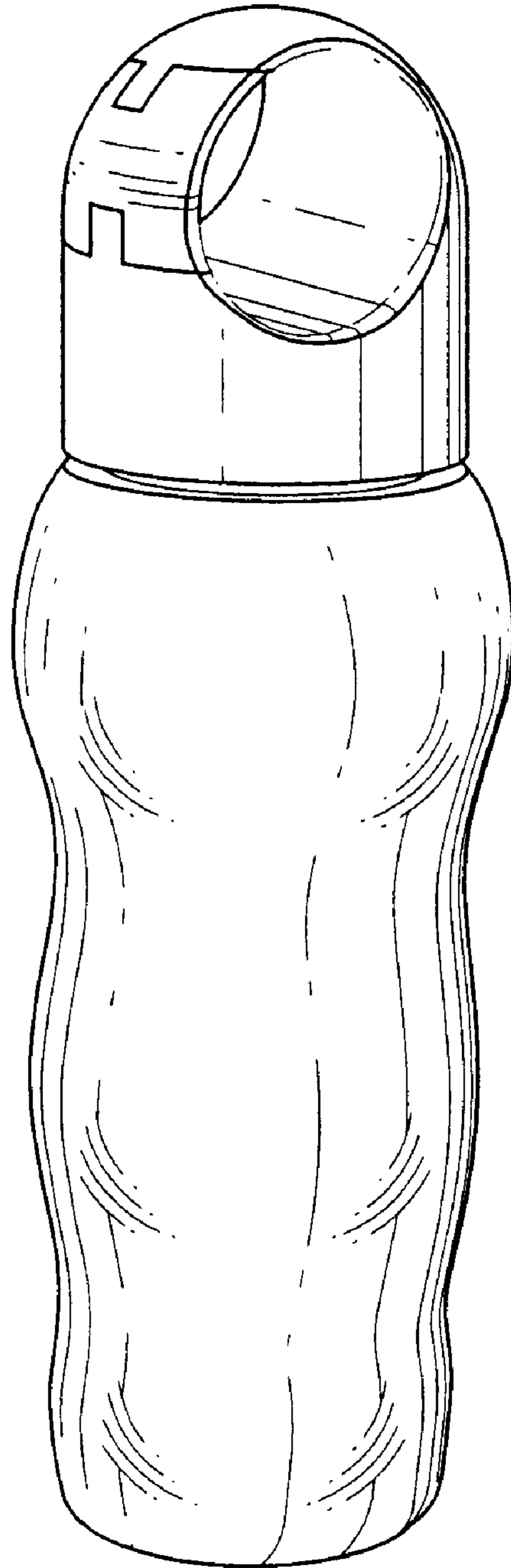


FIG. 1

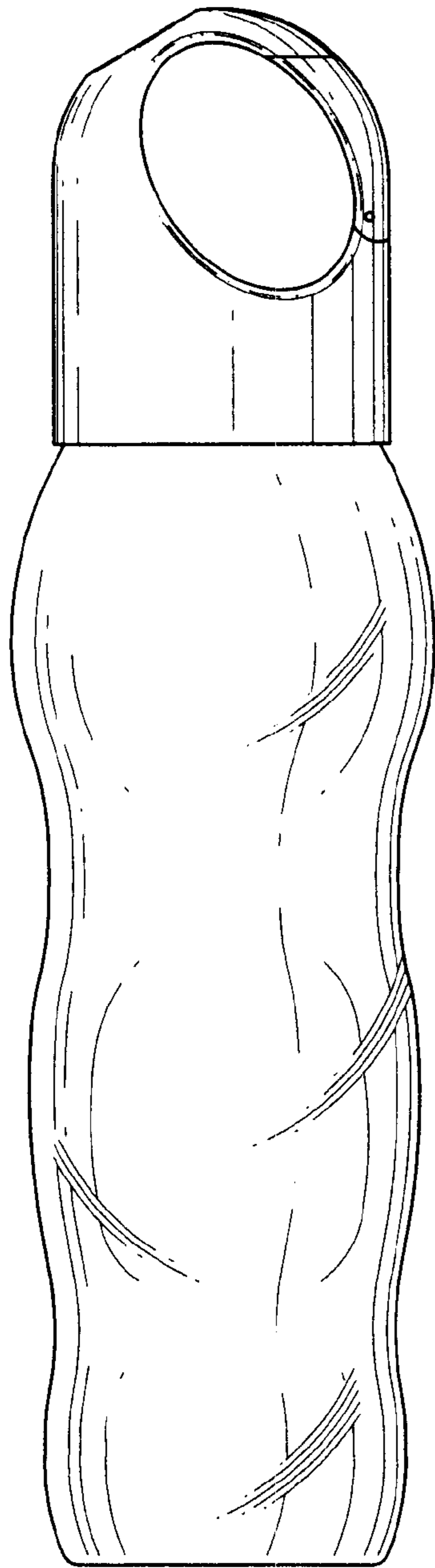


FIG. 2

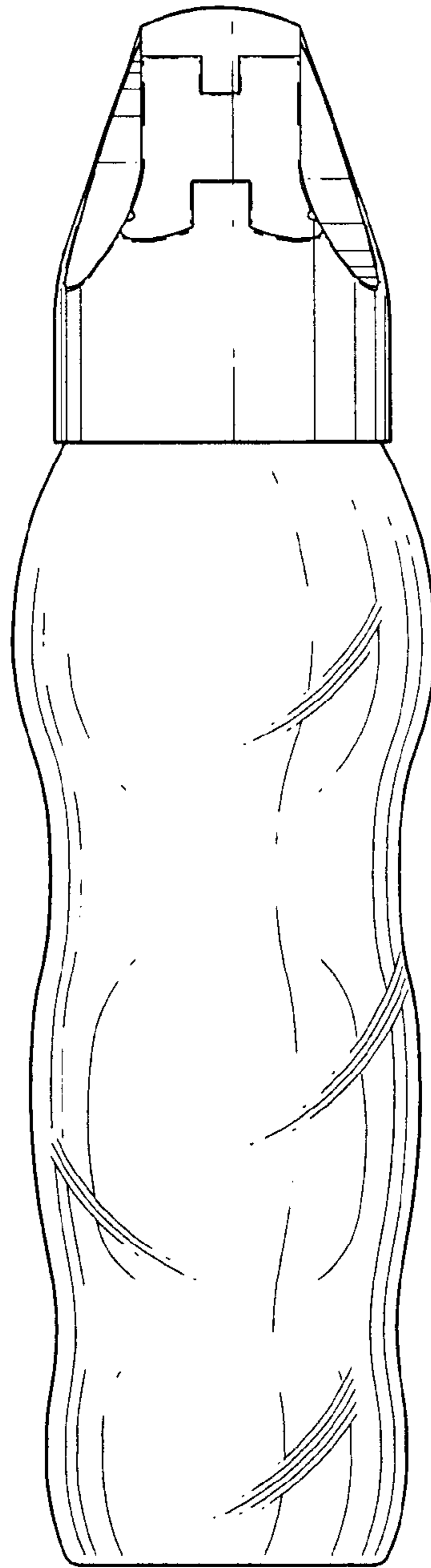


FIG. 3

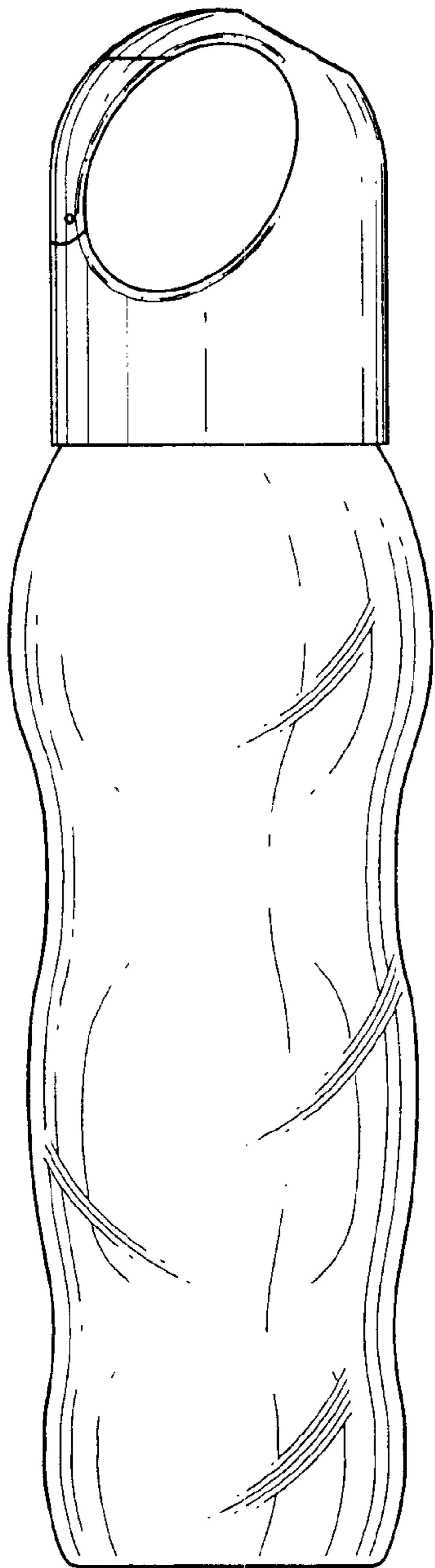


FIG. 4

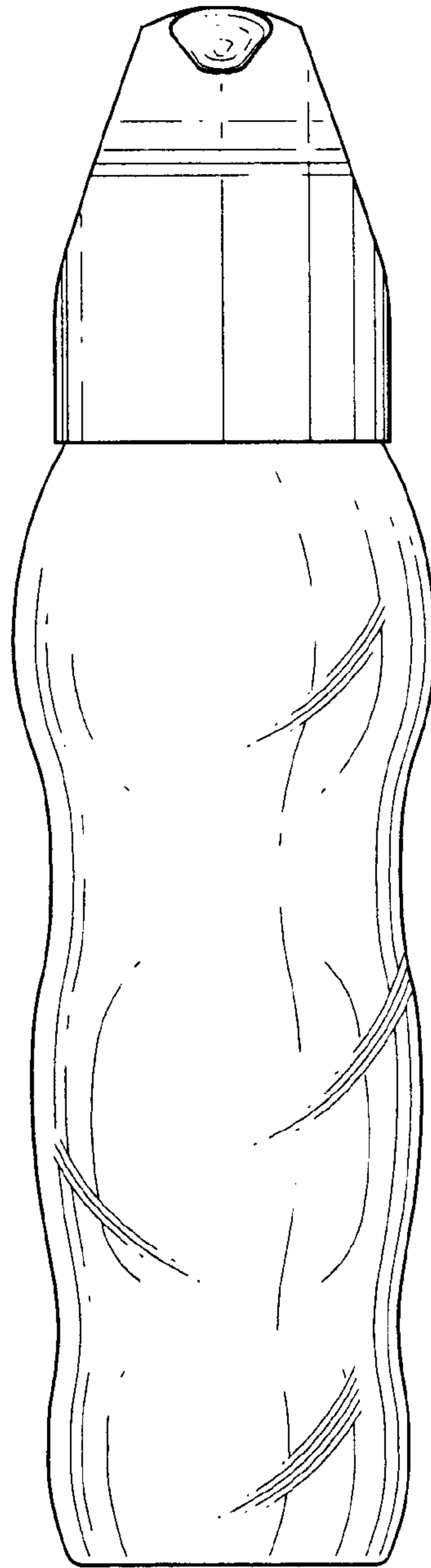
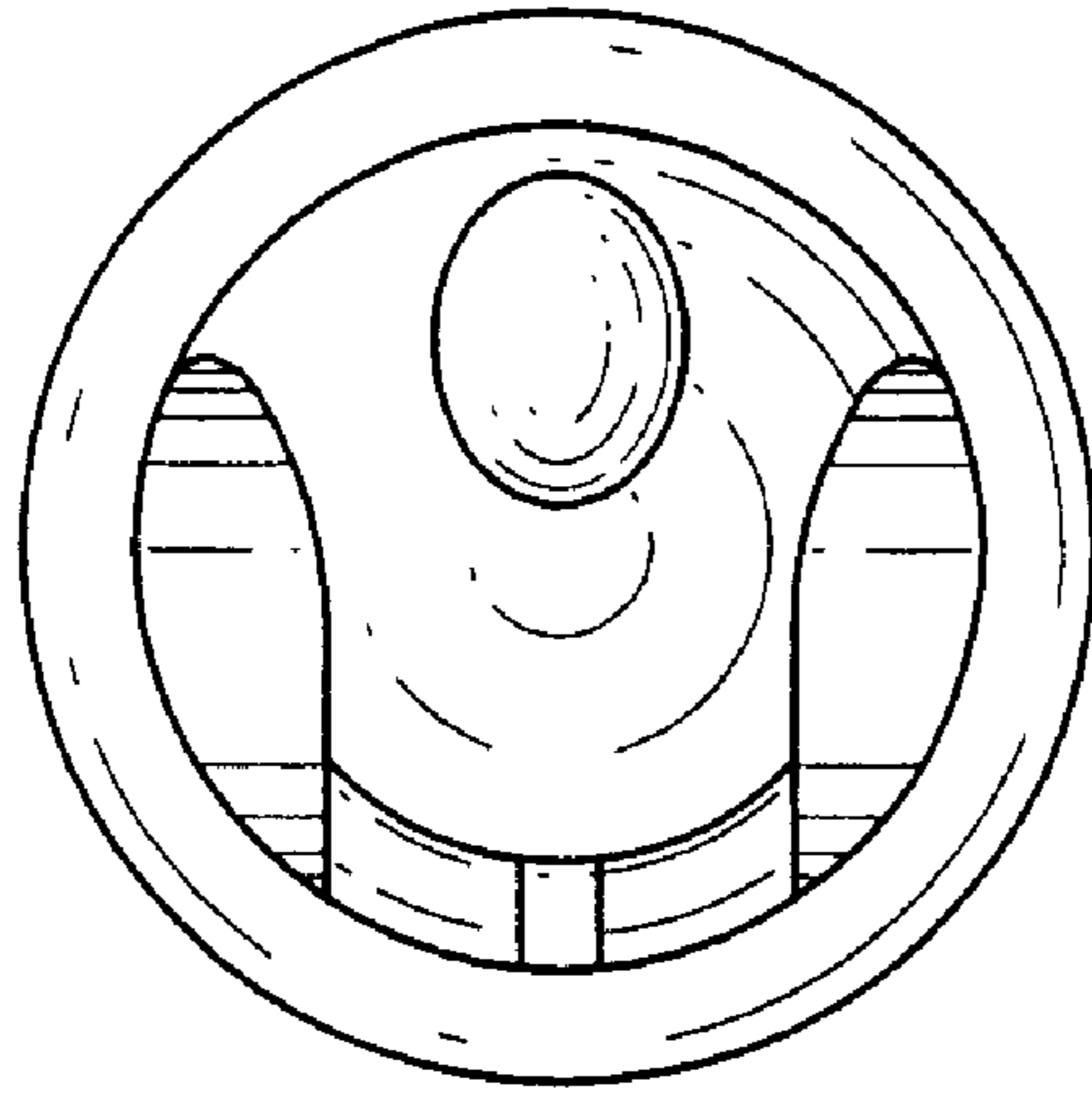
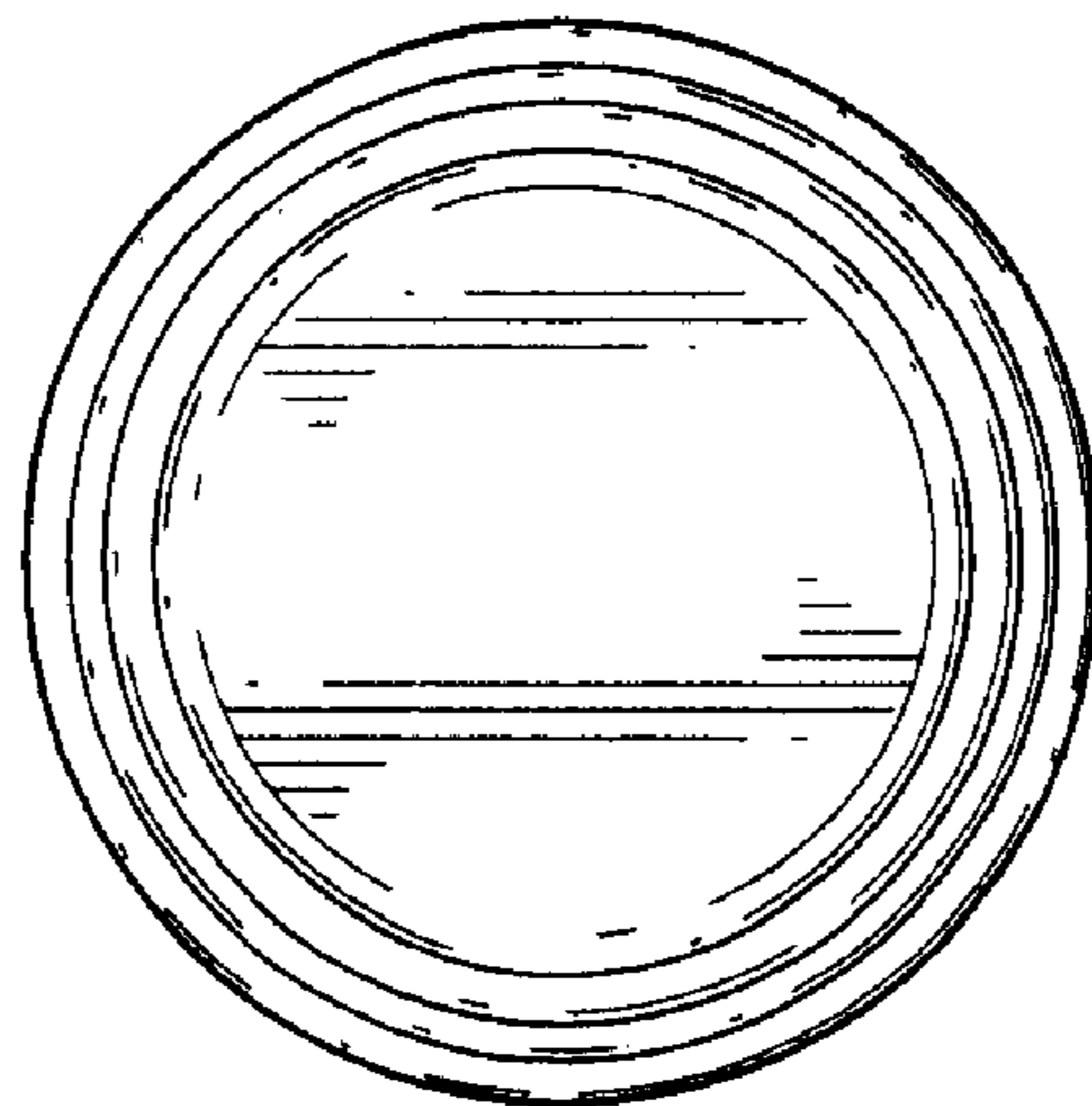


FIG. 5



*FIG. 6*



*FIG. 7*