



US00D542591S

(12) **United States Design Patent**
Carlson

(10) **Patent No.:** **US D542,591 S**

(45) **Date of Patent:** **** May 15, 2007**

(54) **RICE COOKER**

(75) **Inventor:** **Arthur Richard Carlson**, Hawthorn East (AU)

(73) **Assignee:** **The Décor Corporation Pty Ltd.**, Victoria (AU)

(**) **Term:** **14 Years**

(21) **Appl. No.:** **29/263,381**

(22) **Filed:** **Jul. 21, 2006**

(51) **LOC (8) Cl.** **07-02**

(52) **U.S. Cl.** **D7/354; D7/602**

(58) **Field of Classification Search** D7/323,
D7/545, 354–361, 601, 602, 538–549, 629–630;
D9/424–432; 219/429, 432, 438–442, 620,
219/621; 99/324–340, 357, 403–419; 220/574–575,
220/669–676, 573.1, 912, 780–805
See application file for complete search history.

(56) **References Cited**

U.S. PATENT DOCUMENTS

D54,898 S	*	4/1920	Churchill	D7/545
D130,253 S	*	11/1941	Pearce	D7/360
2,357,634 A	*	8/1944	Crites	219/440
D170,766 S	*	11/1953	Petertil	D7/360
D182,786 S	*	5/1958	Boldt	D7/360
D256,310 S	*	8/1980	Daenen	D7/584
D257,931 S	*	1/1981	Conti	D7/584
D268,470 S	*	4/1983	Kato	D7/612
D270,030 S	*	8/1983	Catry	D7/360
D280,064 S	*	8/1985	Obata et al.	D7/360
D284,257 S	*	6/1986	Greb et al.	D7/355
D338,132 S	*	8/1993	Chang	D7/356

5,251,542 A	*	10/1993	Itoh et al.	99/403
D350,881 S	*	9/1994	VanValkenburg et al.	D7/629
D368,621 S	*	4/1996	Mano	D7/360
D378,724 S	*	4/1997	Young et al.	D7/505
D381,553 S	*	7/1997	Candianides	D7/356
D382,766 S	*	8/1997	Hamada et al.	D7/354
D384,864 S	*	10/1997	Carlson	D7/602
D403,924 S	*	1/1999	Carlson	D7/602
D427,483 S	*	7/2000	Geelen et al.	D7/360
6,105,810 A	*	8/2000	Daenen et al.	220/366.1
D431,149 S	*	9/2000	Cooke et al.	D7/354
D449,204 S	*	10/2001	Groll	D7/354
D450,528 S	*	11/2001	Rossmann	D7/360
D509,106 S	*	9/2005	de Groote et al.	D7/587

* cited by examiner

Primary Examiner—Cathron C. Brooks

Assistant Examiner—Ricky Pham

(74) *Attorney, Agent, or Firm*—Meyertons, Hood, Kivlin, Kowert & Goetzel, P.C.; Eric B. Meyertons

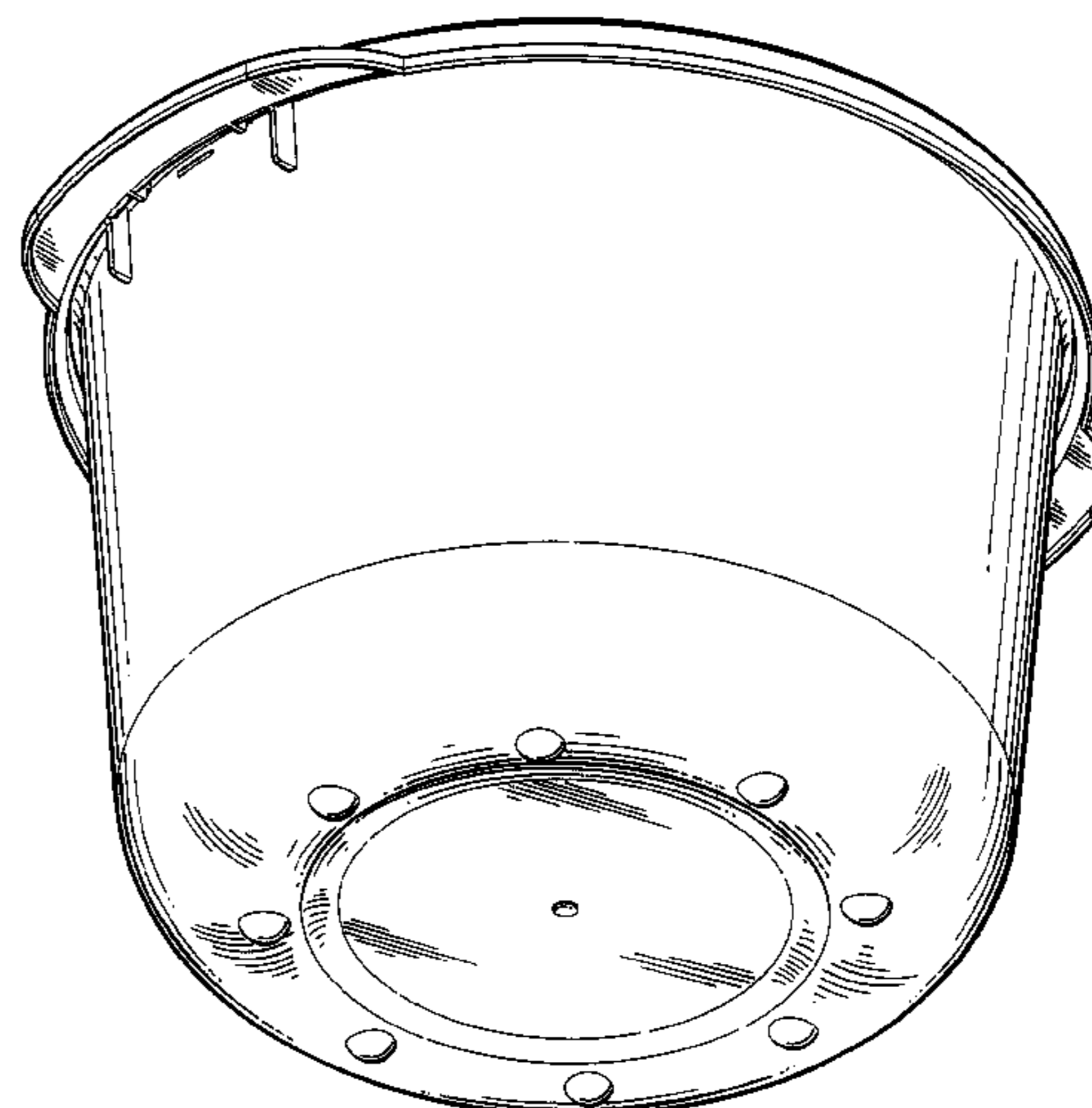
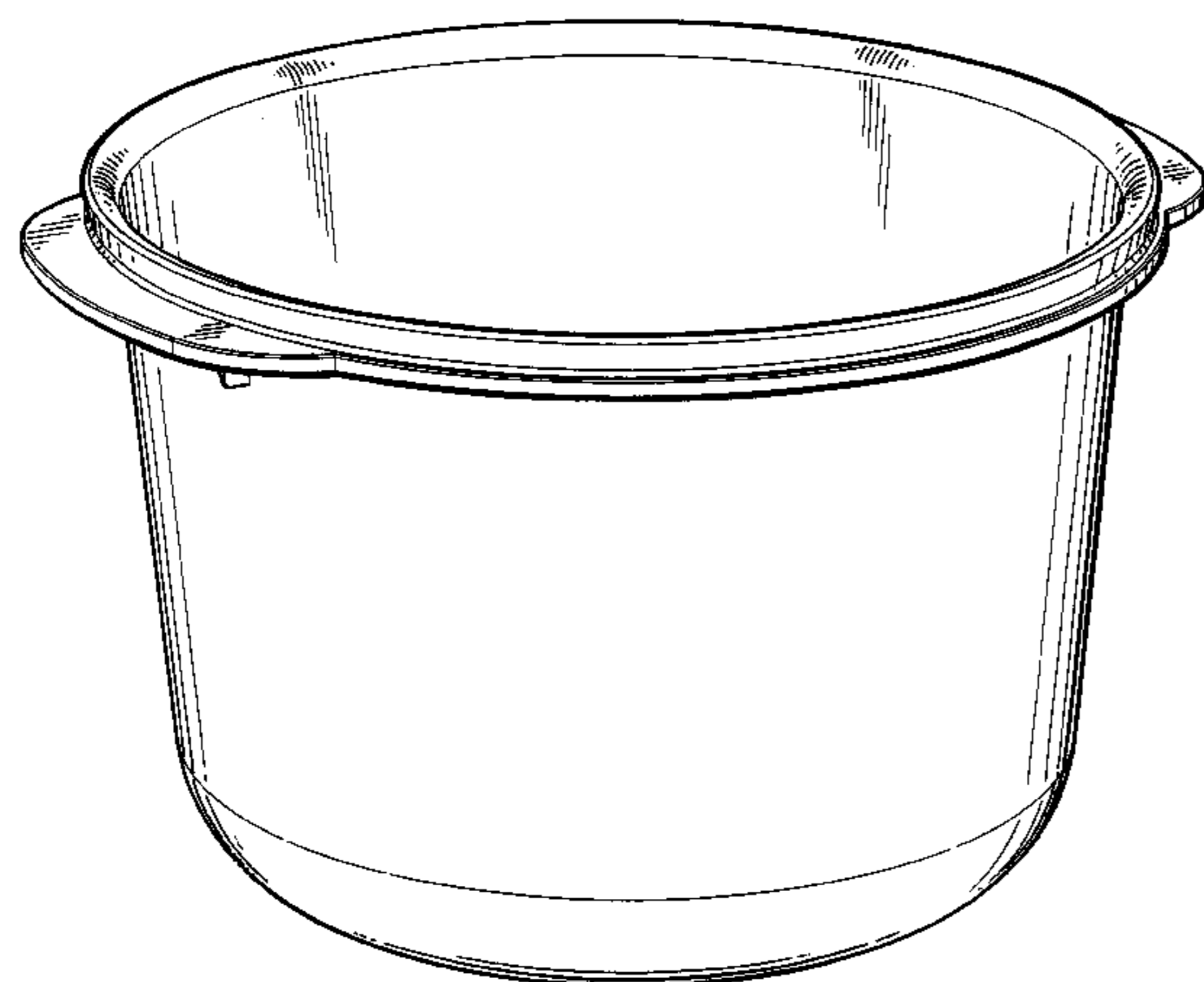
(57) **CLAIM**

The ornamental design for the rice cooker, as shown and described.

DESCRIPTION

FIG. 1 is a top perspective view of the rice cooker; FIG. 2 is a bottom perspective view of the rice cooker; FIG. 3 is a front view of the rice cooker. The rear view is identical. FIG. 4 is a right side view of the rice cooker. The left side view is identical. FIG. 5 is a top view of the rice cooker; and, FIG. 6 is a bottom view of the rice cooker.

1 Claim, 5 Drawing Sheets



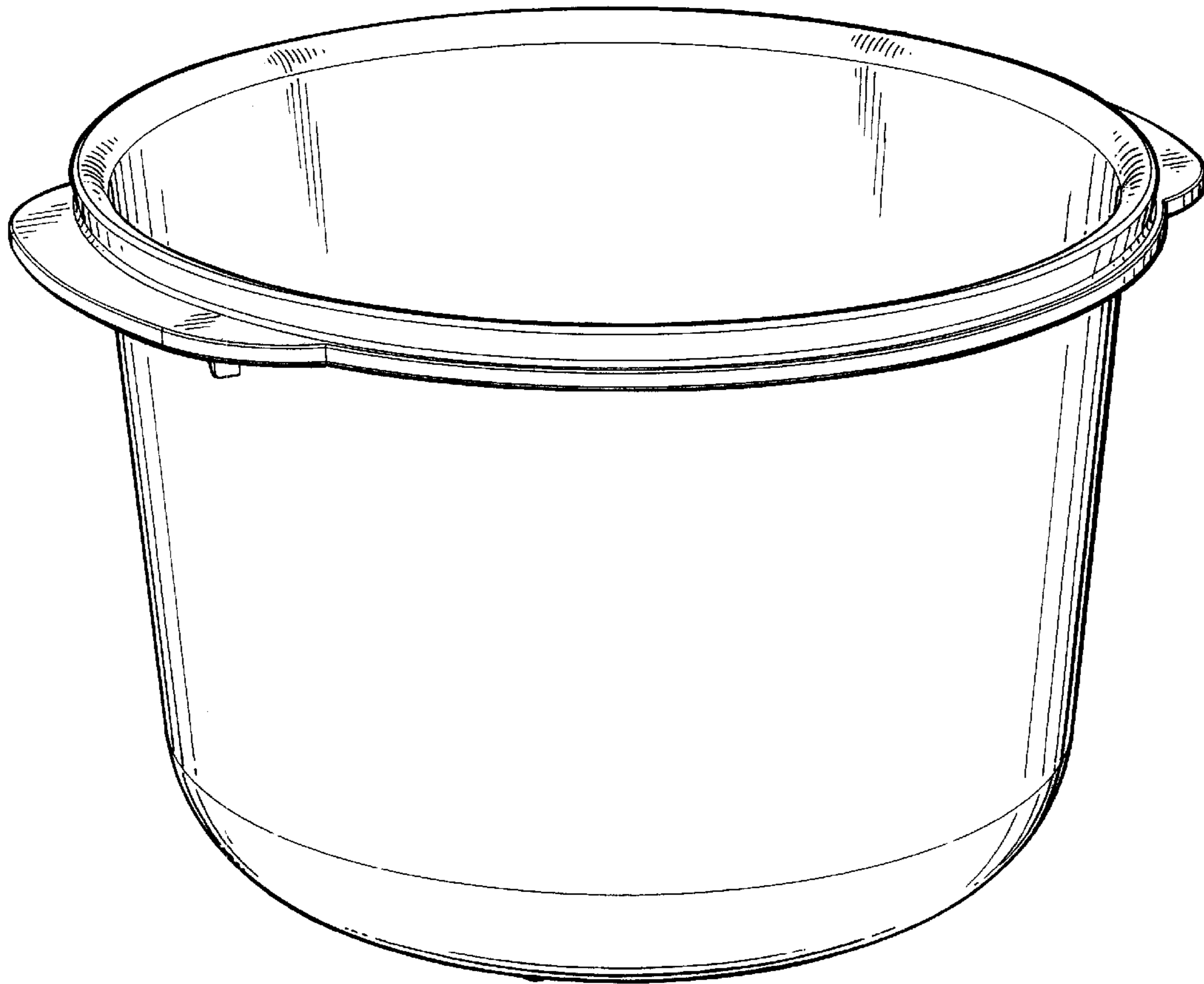


Fig. 1

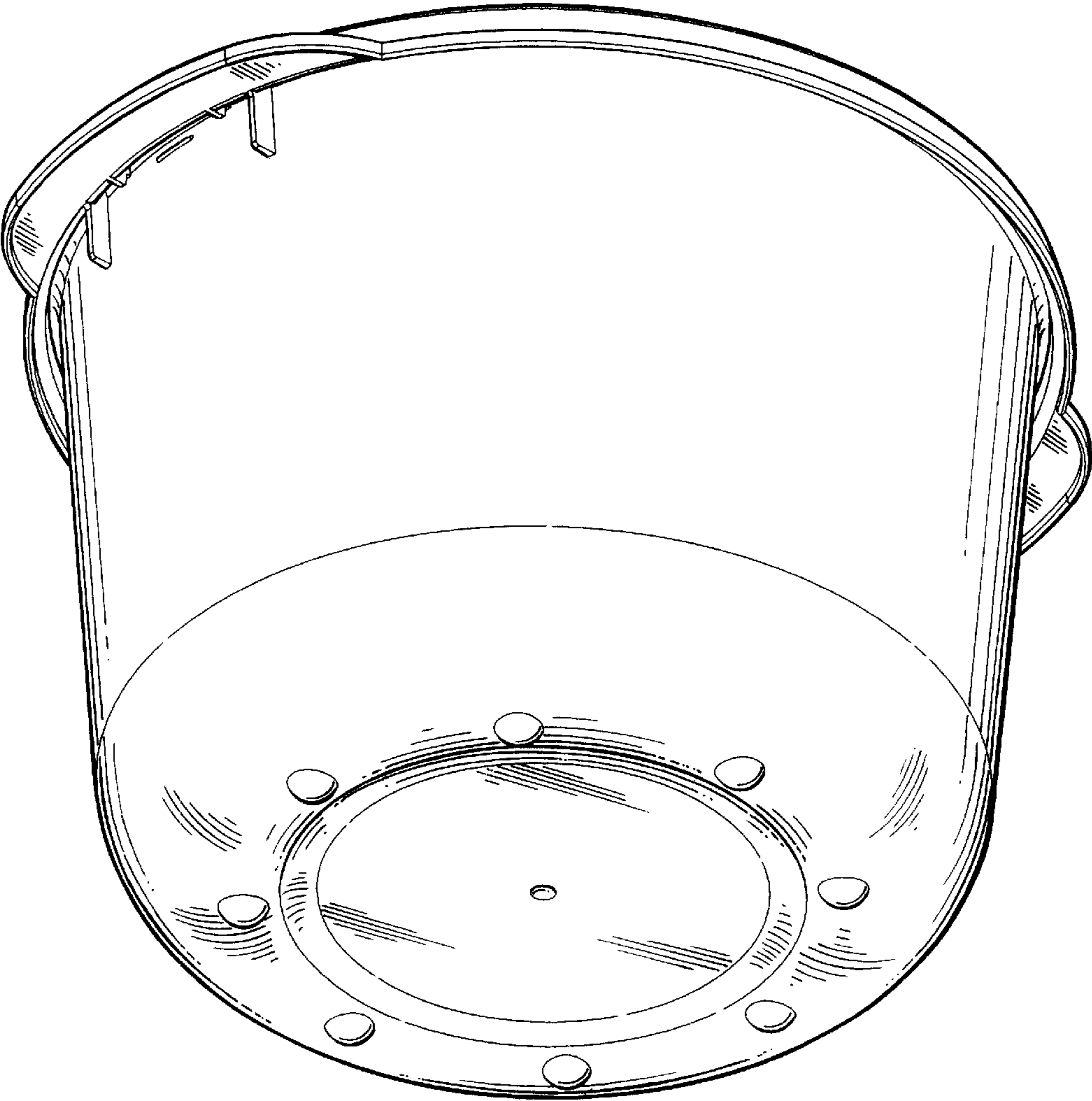


Fig. 2




Fig. 3




Fig. 4

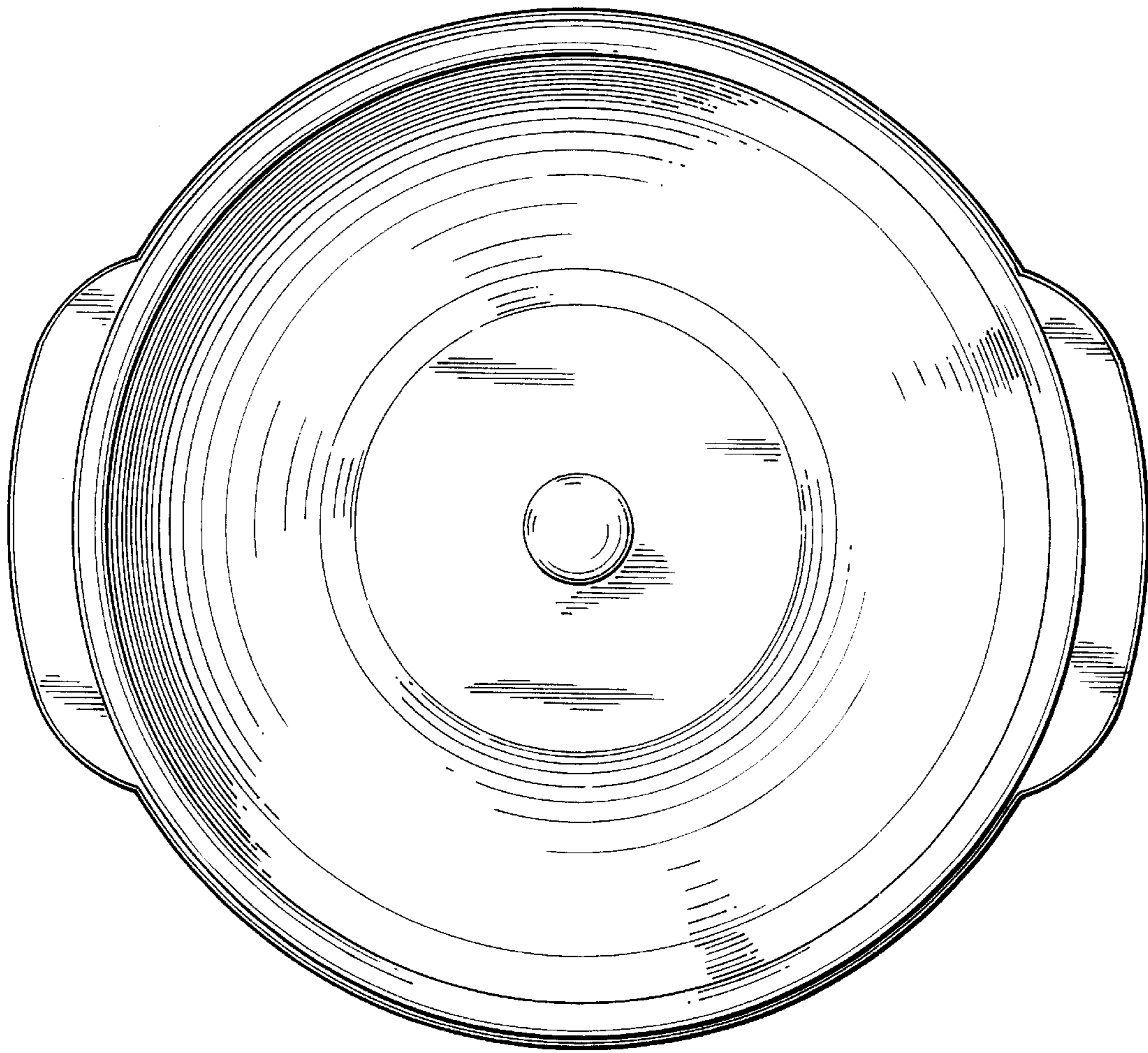


Fig. 5

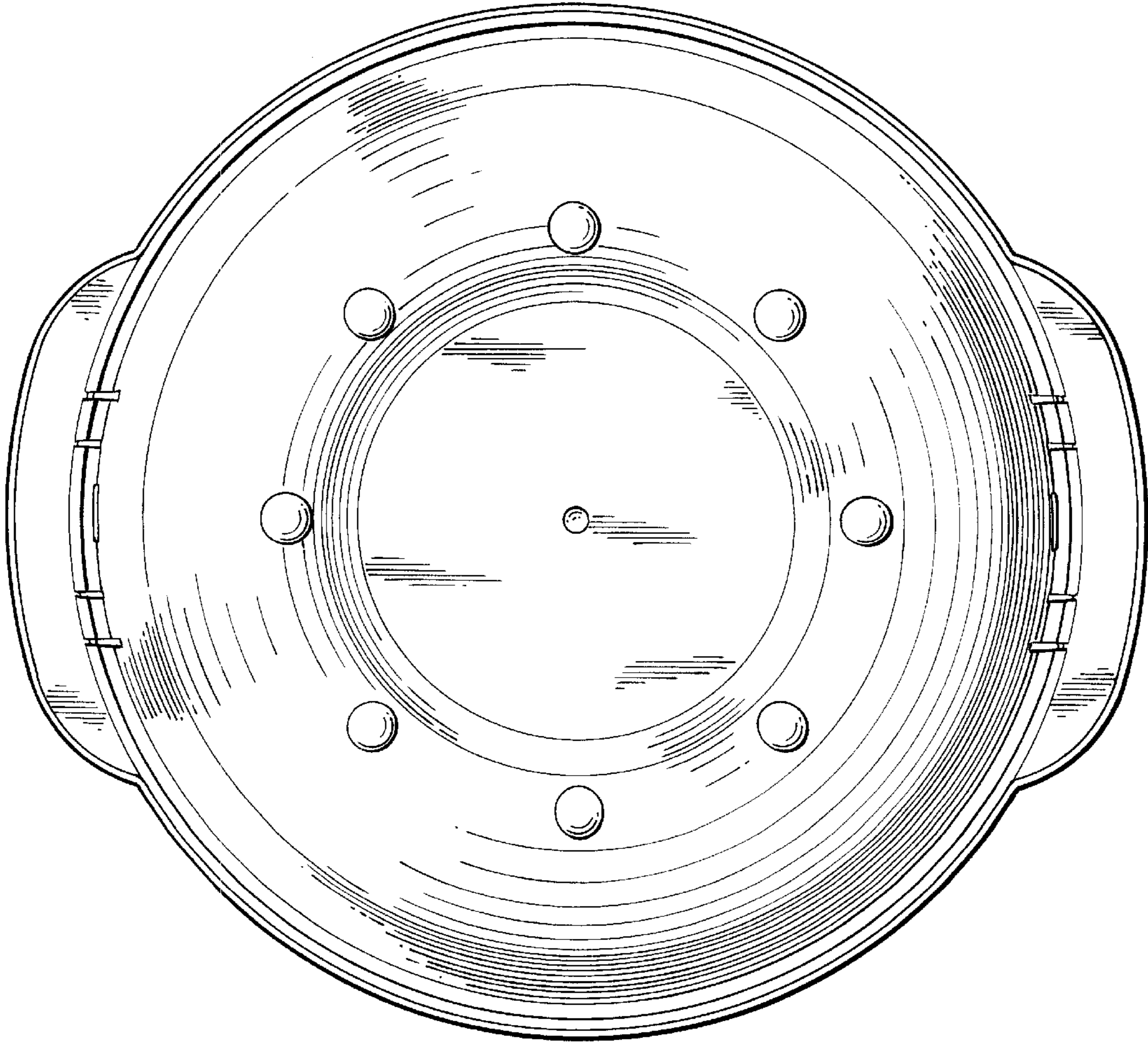


Fig. 6