



US00D542568S

(12) **United States Design Patent**
Clark et al.

(10) **Patent No.:** **US D542,568 S**

(45) **Date of Patent:** **** May 15, 2007**

(54) **SOFA CUSHION-SUPPORTING FOLDING LAP TABLE**

(76) Inventors: **Nikki P. Clark**, 190 Ridge Rd., Lake Mary, FL (US) 32746; **Kricket Snow**, 35 SW. 24th Rd., Miami, FL (US) 33129

(**) **Term:** **14 Years**

(21) **Appl. No.:** **29/226,445**

(22) **Filed:** **Mar. 30, 2005**

(51) **LOC (8) Cl.** **06-06**

(52) **U.S. Cl.** **D6/406.6**

(58) **Field of Classification Search** D6/406.6,
D6/406.3, 421, 422, 429, 440, 510, 511; D24/128;
D7/552.2; D8/16, 18, 350, 354, 355, 380,
D8/381; D12/415, 416, 425, 426.1, 433;
211/126.15, 126.16, 126.6, 149; 108/157.11,
108/47; 297/144

See application file for complete search history.

(56) **References Cited**

U.S. PATENT DOCUMENTS

| | | | | | | |
|-----------|---|---|---------|----------------|-------|------------|
| 2,669,495 | A | * | 2/1954 | Foote | | 108/157.11 |
| 3,185,113 | A | * | 5/1965 | Nathan et al. | | 108/47 |
| D224,637 | S | * | 8/1972 | Ball | | D6/511 |
| D245,666 | S | * | 9/1977 | Calkins et al. | | D8/18 |
| D250,391 | S | * | 11/1978 | France | | D8/380 |
| D281,555 | S | | 12/1985 | Levy | | |
| D288,281 | S | * | 2/1987 | Spicer | | D8/373 |

| | | | | | | |
|-----------|---|---|---------|-------------------|-------|---------|
| 5,035,464 | A | * | 7/1991 | Spallholtz | | 297/144 |
| D323,777 | S | * | 2/1992 | Knox, III | | D8/380 |
| D324,791 | S | | 3/1992 | Hoover | | |
| 5,359,741 | A | | 11/1994 | Lang | | |
| D389,452 | S | * | 1/1998 | Scott | | D12/415 |
| D428,798 | S | * | 8/2000 | Marino et al. | | D8/354 |
| D495,172 | S | * | 8/2004 | Brownfield et al. | | D6/509 |
| D503,231 | S | * | 3/2005 | Daugherty | | D24/128 |

* cited by examiner

Primary Examiner—Ian Simmons

Assistant Examiner—Charles Hanson

(74) *Attorney, Agent, or Firm*—Donald R. Schoonover

(57) **CLAIM**

We claim the ornamental design for a sofa cushion-supporting folding lap table, as shown and described.

DESCRIPTION

FIG. 1 is a perspective view of a sofa cushion-supporting folding lap table showing our new design;
 FIG. 2 is a side elevational view thereof;
 FIG. 3 is an end elevational view thereof;
 FIG. 4 is an elevational view of the opposing end thereof;
 FIG. 5 is an elevational view of the opposing side thereof;
 FIG. 6 is a bottom plan view thereof;
 FIG. 7 is a top plan view thereof; and,
 FIG. 8 is a reduced side elevational view showing the sofa cushion-supporting folding lap table in use; the phantom lines depict environmental structure for illustrative purposes only and form no part of the claimed design.

1 Claim, 2 Drawing Sheets

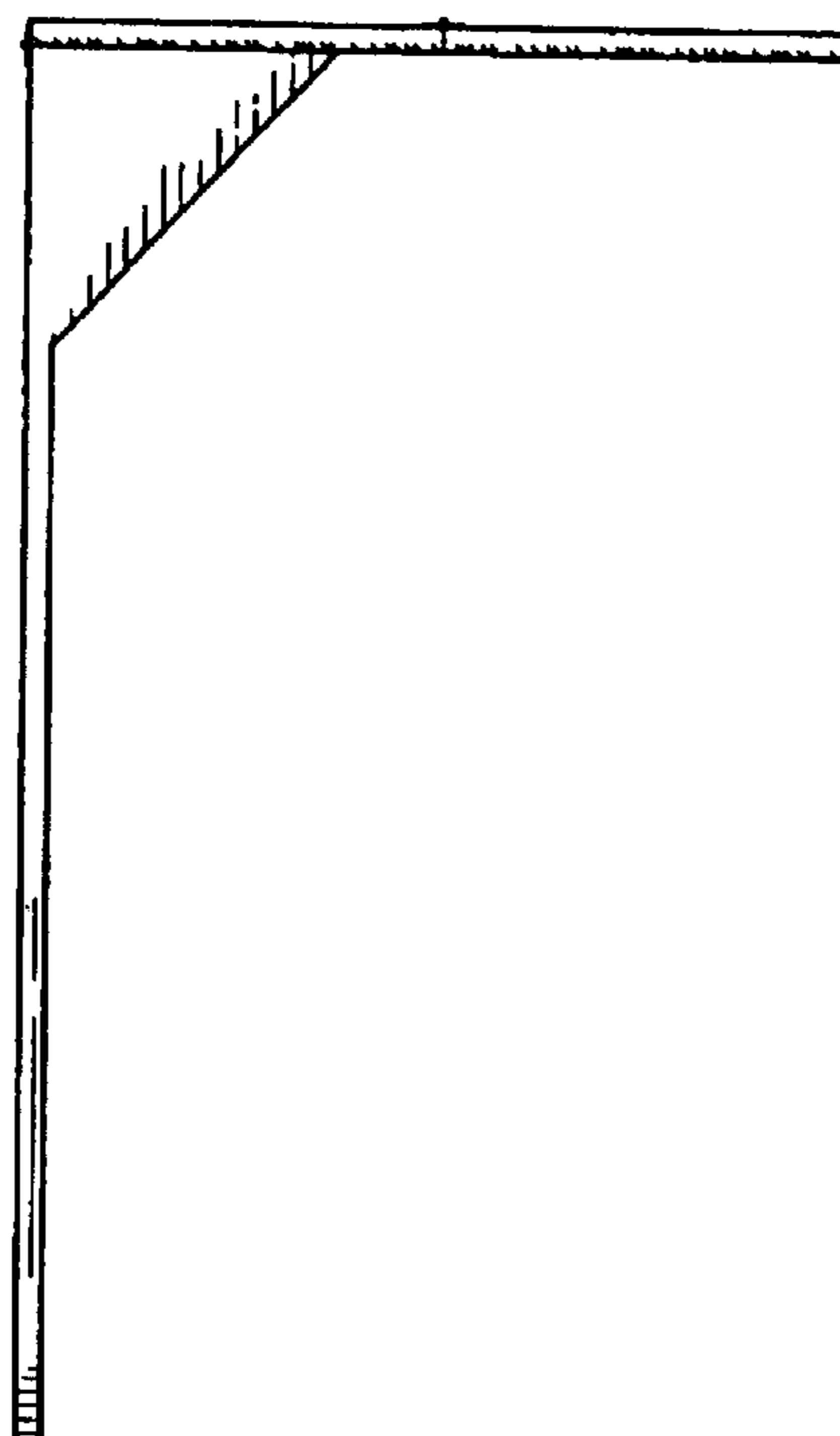
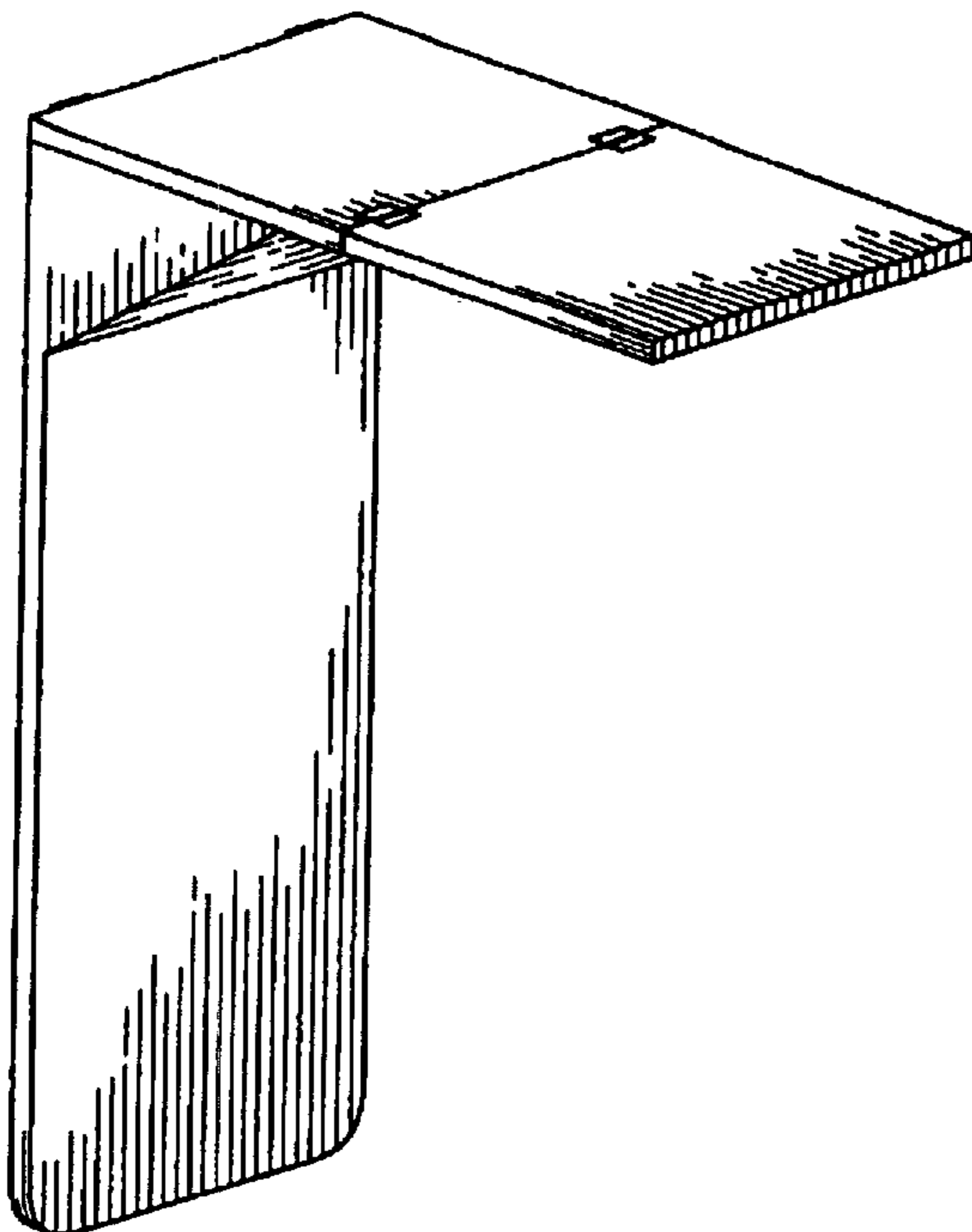


Fig. 1

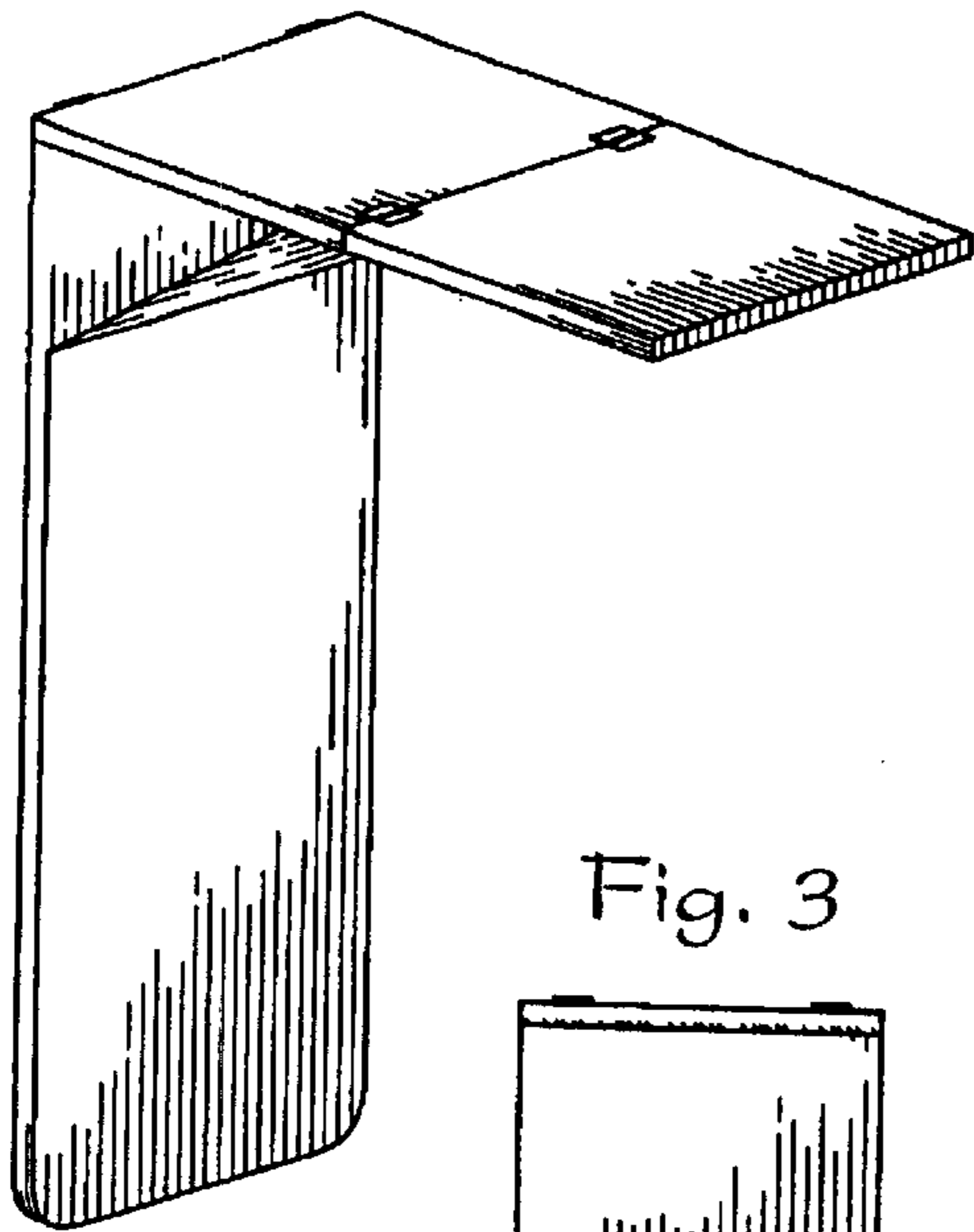


Fig. 2

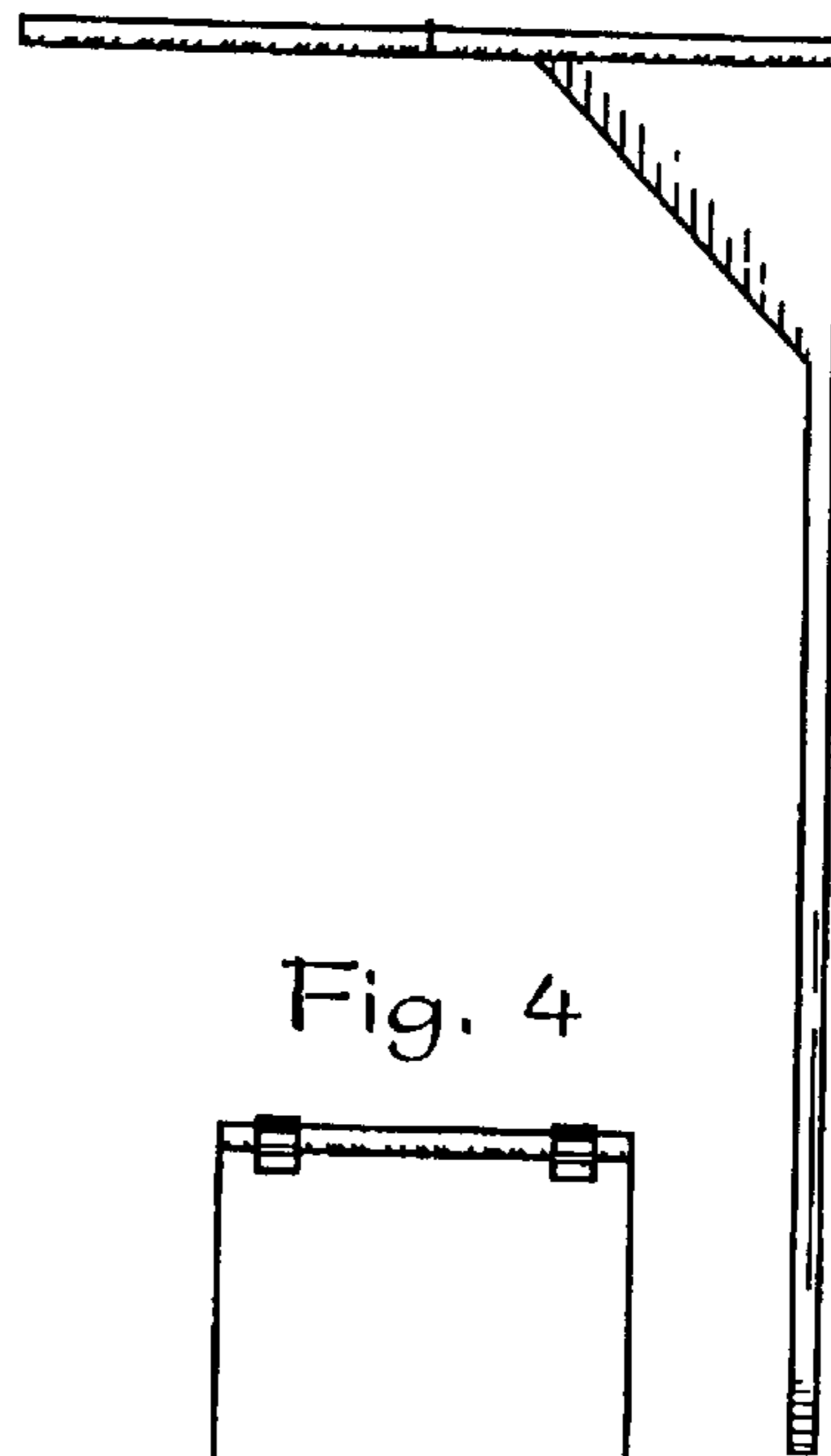


Fig. 3




Fig. 4




Fig. 5

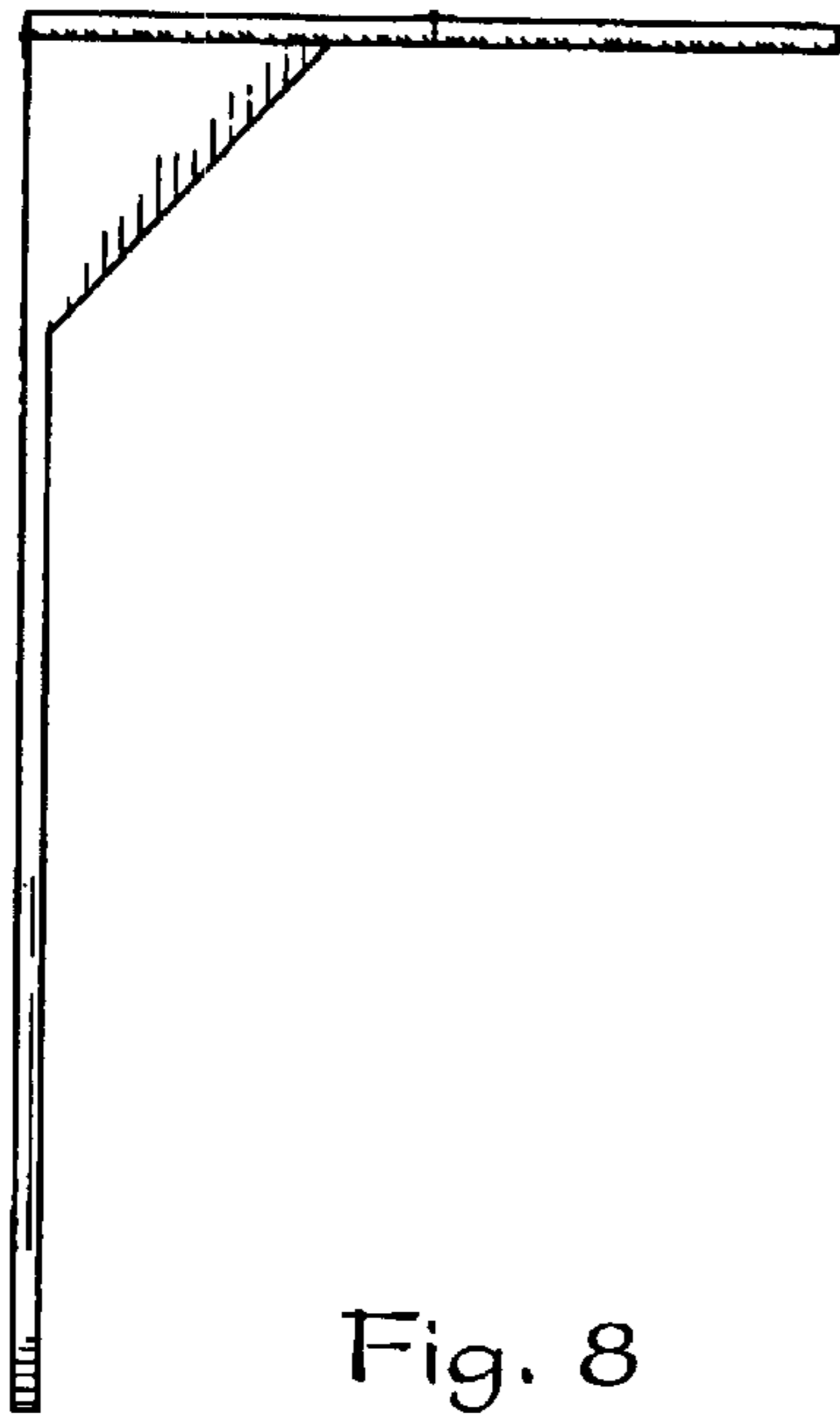


Fig. 6

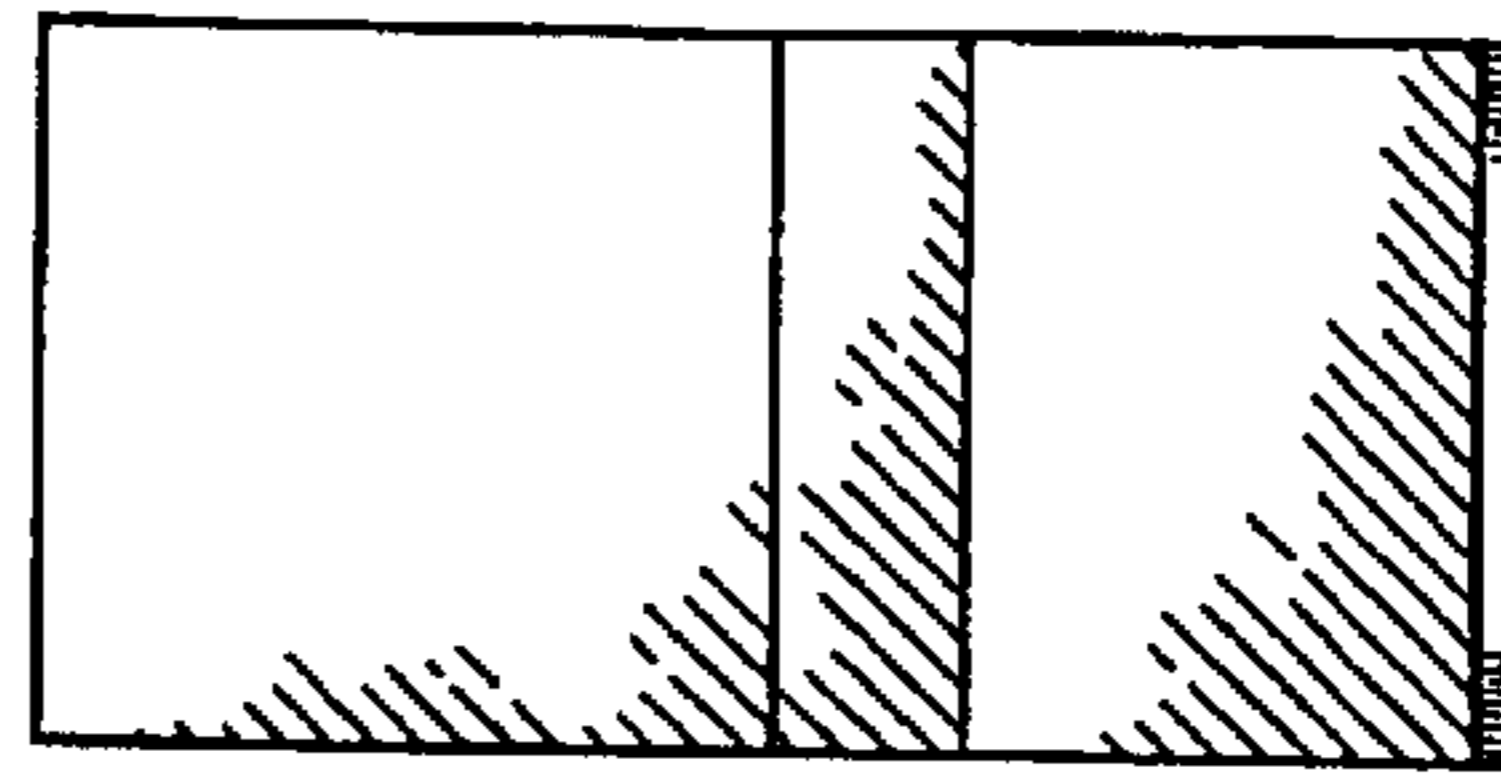


Fig. 7

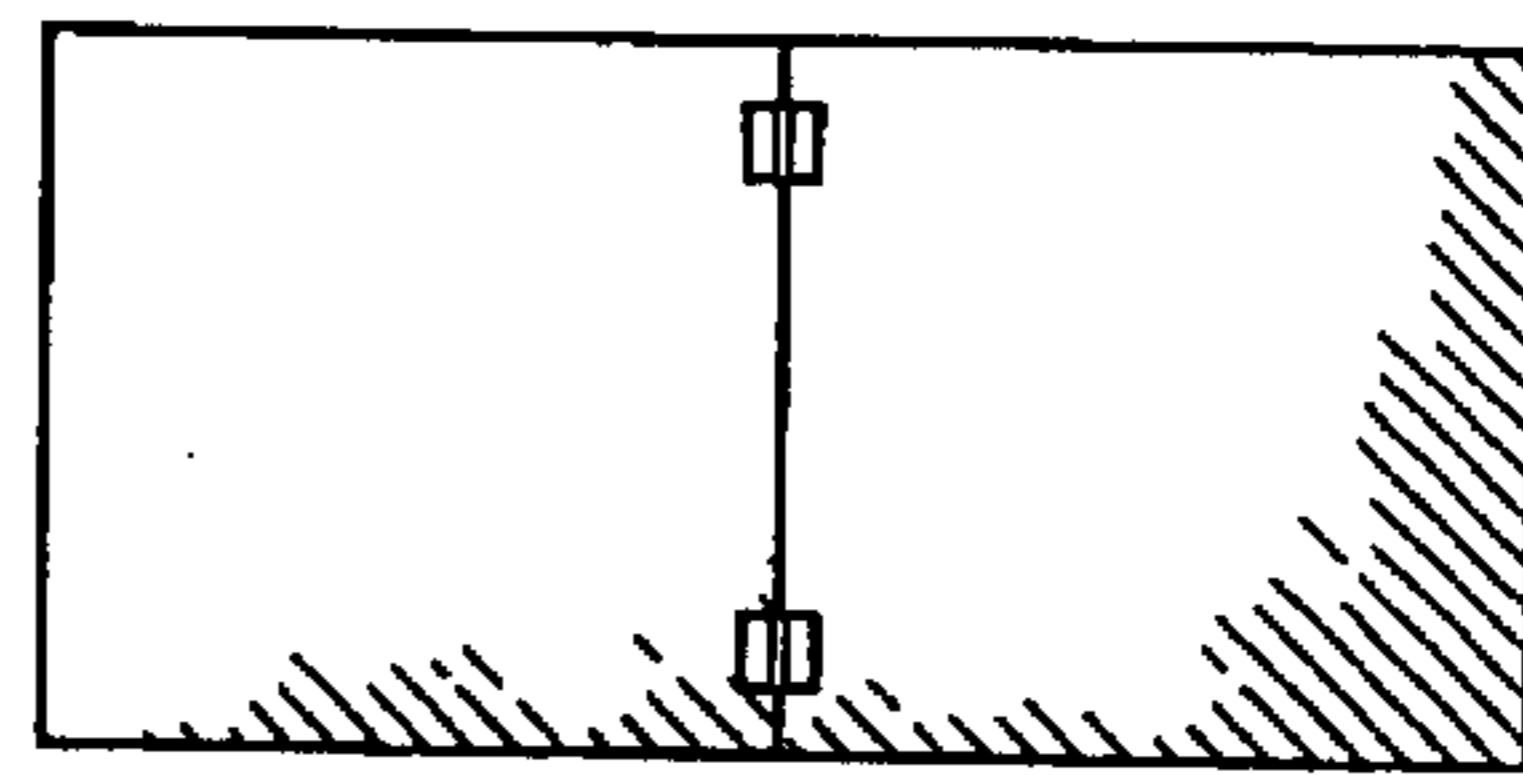


Fig. 8

