

US00D542555S

(12) **United States Design Patent**
Ghetti

(10) **Patent No.:** **US D542,555 S**

(45) **Date of Patent:** **** May 15, 2007**

(54) **FURNITURE**

(75) Inventor: **Gabriele Ghetti**, Forli (IT)

(73) Assignee: **Gamma Arredamenti International, S.p.A.**, High Point, NC (US)

(**) Term: **14 Years**

(21) Appl. No.: **29/191,930**

(22) Filed: **Oct. 16, 2003**

(30) **Foreign Application Priority Data**

May 17, 2002 (DM) DM/060435

(51) **LOC (8) Cl.** **06-01**

(52) **U.S. Cl.** **D6/381**

(58) **Field of Classification Search** D6/334-336,
D6/381, 364, 500-502, 371; 297/232, 445.1,
297/446.1; 5/12.1

See application file for complete search history.

(56) **References Cited**

U.S. PATENT DOCUMENTS

D253,263 S	*	10/1979	Long	D6/371
D254,039 S	*	1/1980	Beall	D6/369
D254,041 S	*	1/1980	Beall	D6/369
D257,454 S	*	10/1980	Nash	D6/364
D422,156 S	*	4/2000	Black	D6/369
D424,316 S	*	5/2000	Natuzzi et al.	D6/381
D424,826 S	*	5/2000	Natuzzi et al.	D6/381

D427,448 S	*	7/2000	Natuzzi et al.	D6/381
D429,082 S	*	8/2000	Desombre	D6/381
D466,325 S	*	12/2002	Nicoletti	D6/381
D484,327 S	*	12/2003	Ricci	D6/381
D487,646 S	*	3/2004	Natuzzi	D6/381
D487,998 S	*	4/2004	Natuzzi	D6/381

* cited by examiner

Primary Examiner—Sandra Snapp

(74) *Attorney, Agent, or Firm*—MacCord Mason PLLC

(57) **CLAIM**

The ornamental design for furniture, as shown and described.

DESCRIPTION

FIG. 1 is a front perspective view of a first embodiment of a sectional sofa showing my new design;

FIG. 2 is a front view of the first embodiment of a sectional sofa as shown in FIG. 1;

FIG. 3 is a side view of the first embodiment of a sectional sofa as shown in FIG. 1;


FIG. 4 is a perspective view of a second embodiment of a sectional sofa showing my new design;

FIG. 5 is a front view of the second embodiment of a sectional sofa as shown as FIG. 4; and,

FIG. 6 is a side view of the second embodiment of a sectional sofa as shown in FIG. 4.

Each piece is characterized by a cylindrical back cushion support and belt and flap design.

1 Claim, 6 Drawing Sheets



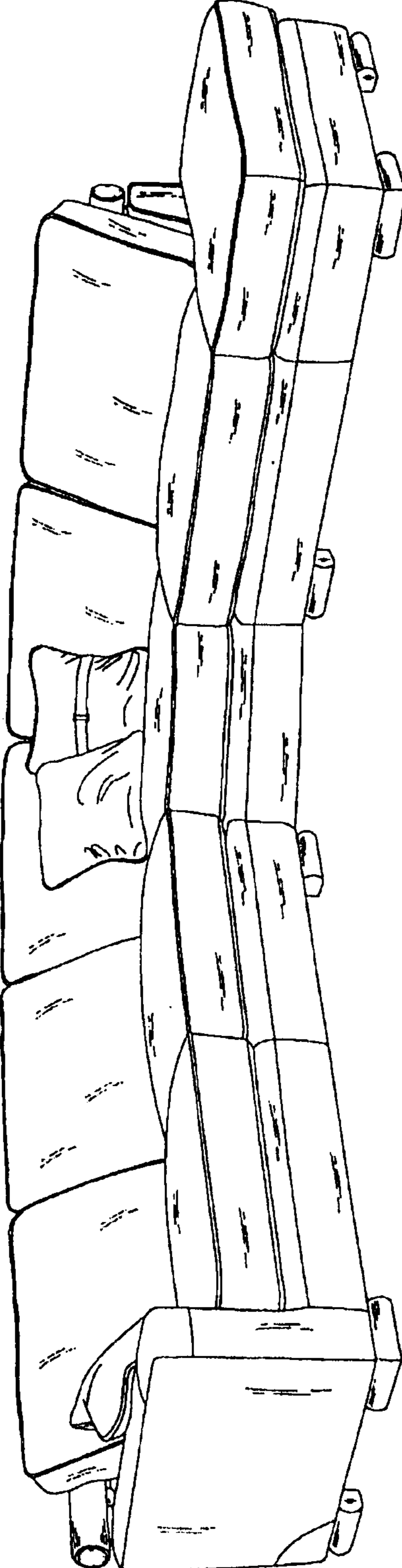


FIG. 1

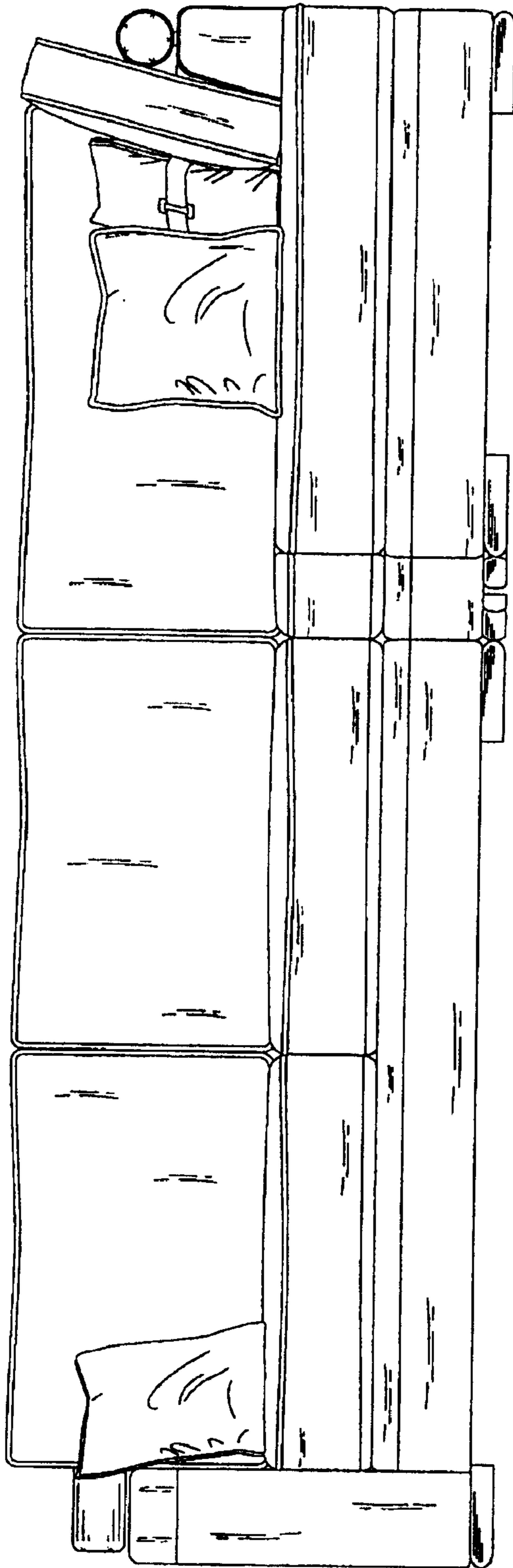


FIG. 2



FIG. 3

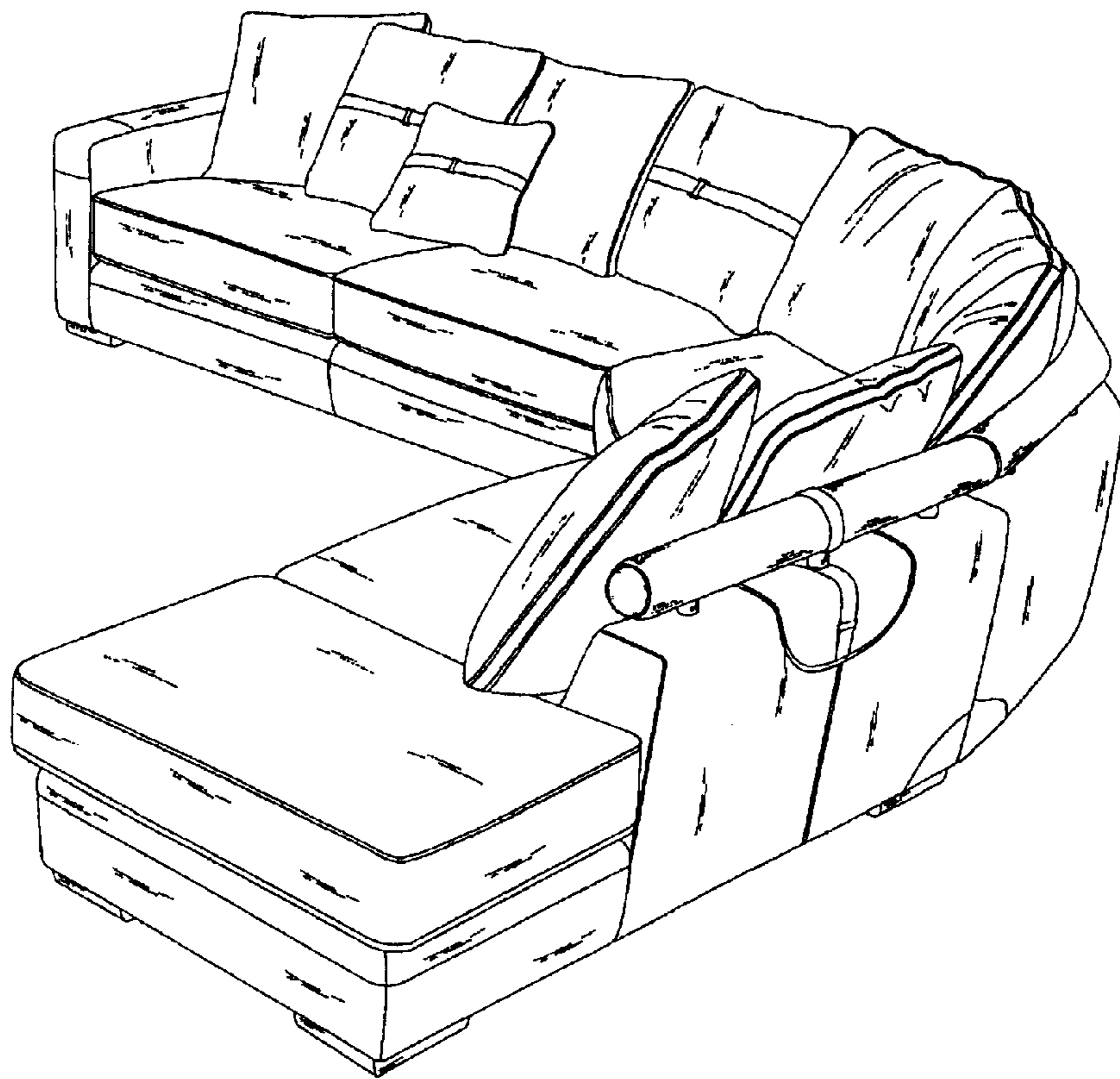


FIG. 4




FIG. 5




FIG. 6