

US00D542545S

(12) **United States Design Patent**  
**Switzer**

(10) **Patent No.:** **US D542,545 S**

(45) **Date of Patent:** **\*\* May 15, 2007**

(54) **SEAT**

(75) Inventor: **Allan Switzer**, Vancouver (CA)

(73) Assignee: **William Switzer & Associates Ltd.**,  
Vancouver, British Columbia (CA)

(\*\*) Term: **14 Years**

(21) Appl. No.: **29/240,759**

(22) Filed: **Oct. 18, 2005**

(51) **LOC (8) Cl.** ..... **06-01**

(52) **U.S. Cl.** ..... **D6/334**

(58) **Field of Classification Search** ..... D6/334,  
D6/335, 349, 358, 353, 356, 360, 377, 364–366,  
D6/368–370, 379–381, 500–502; 297/16.1,  
297/68, 452.1, 452.2, 461, 118; D11/149;  
5/12.1, 653, 655.3

See application file for complete search history.

(56) **References Cited**

**U.S. PATENT DOCUMENTS**

D181,933 S \* 1/1958 Lubberts ..... D6/334  
D194,673 S \* 2/1963 Watlington ..... D6/360  
D430,740 S \* 9/2000 Chun ..... D6/334

D479,655 S \* 9/2003 Bellini et al. .... D6/366  
D479,656 S \* 9/2003 Ma ..... D6/366  
D515,835 S \* 2/2006 Bryant et al. .... D6/379

\* cited by examiner

*Primary Examiner*—Sandra S. Snapp

(74) *Attorney, Agent, or Firm*—Heslin Rothenberg Farley  
& Mesiti P.C.

(57) **CLAIM**

The ornamental design for the seat, as shown and described.

**DESCRIPTION**

FIG. 1 is a perspective view of a seat comprising the new design;

FIG. 2 is a top view thereof;

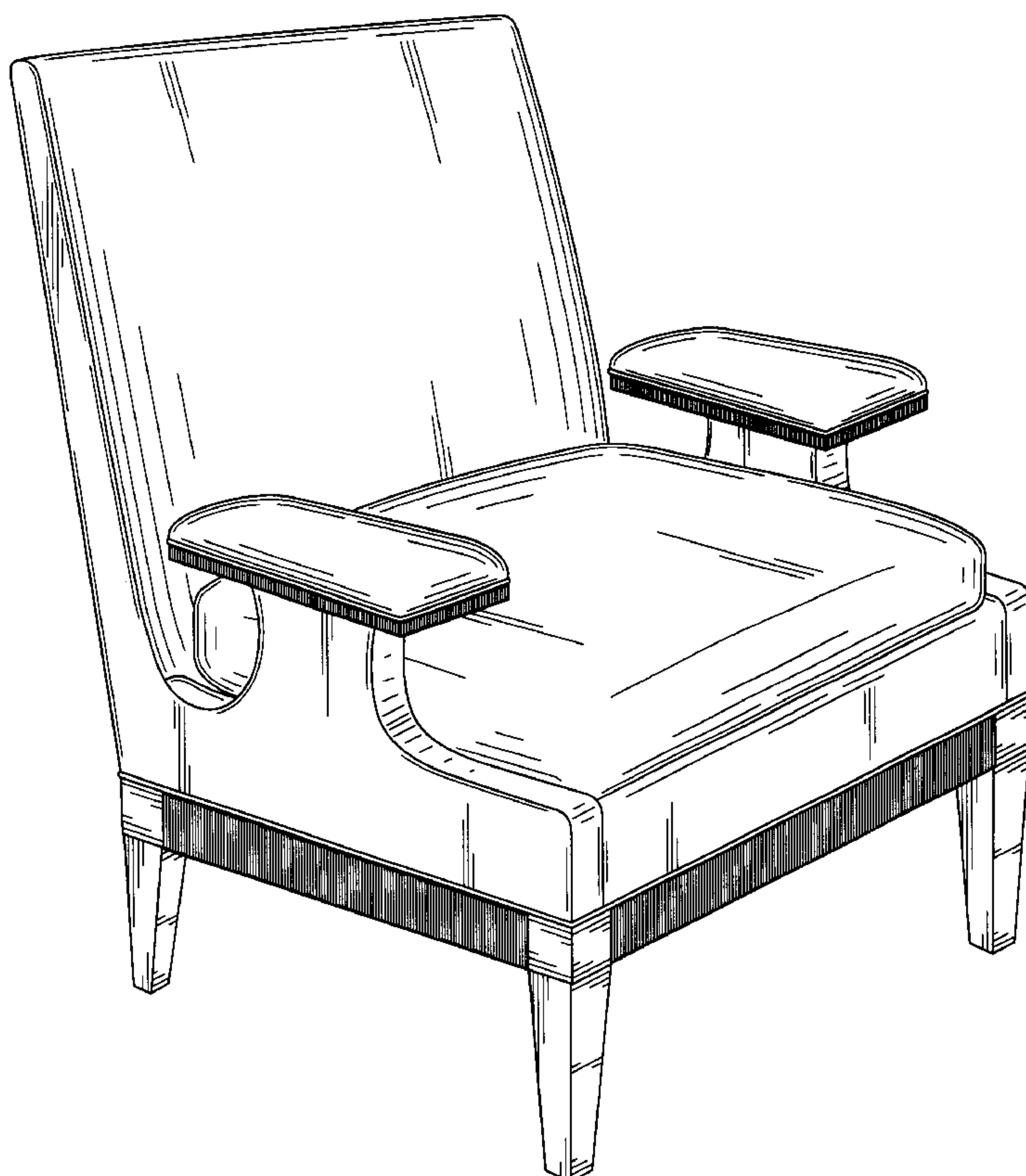
FIG. 3 is a front view thereof;

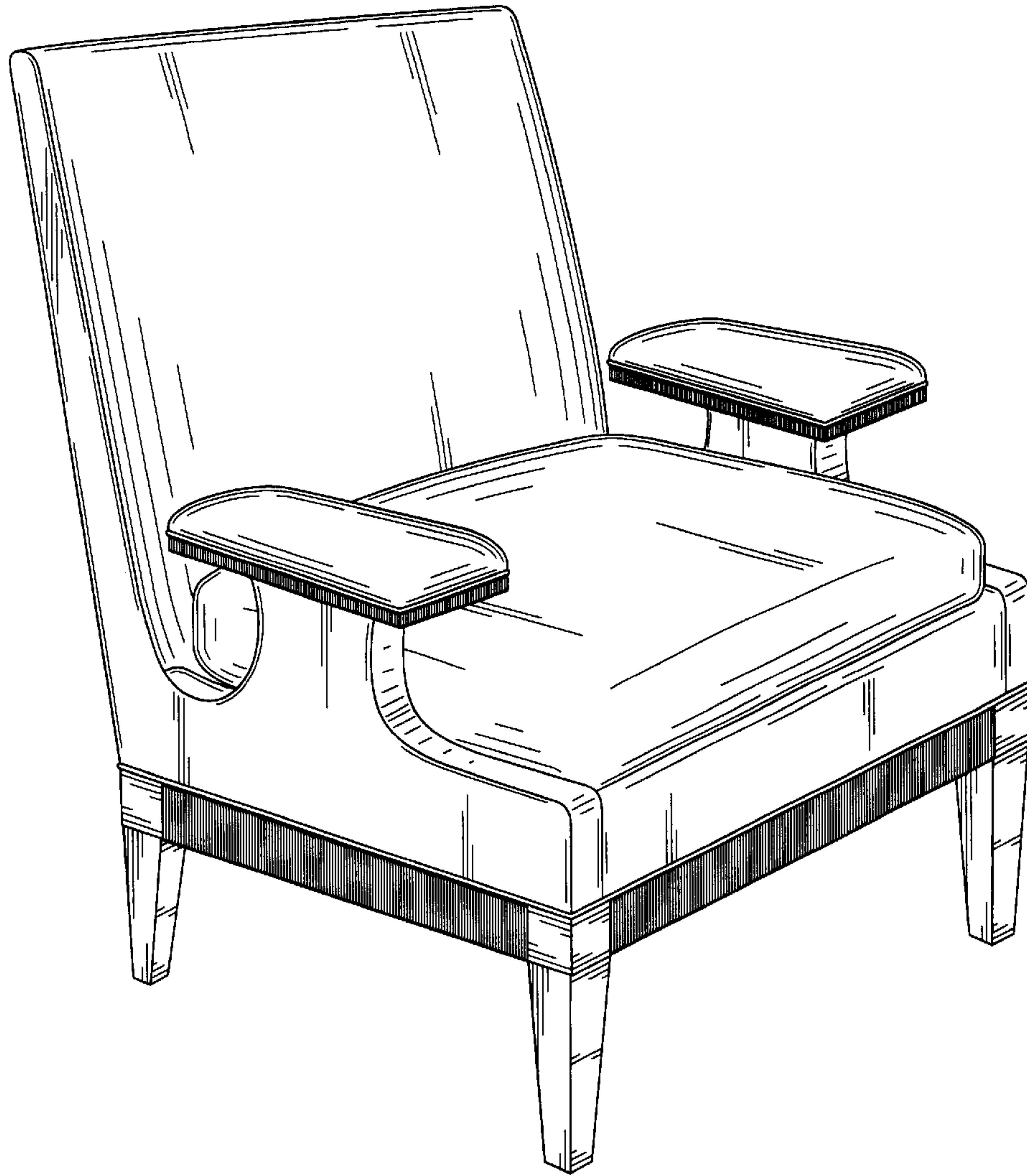
FIG. 4 is a right side view thereof, the left side view is a mirror image thereof;

FIG. 5 is a rear view thereof; and,

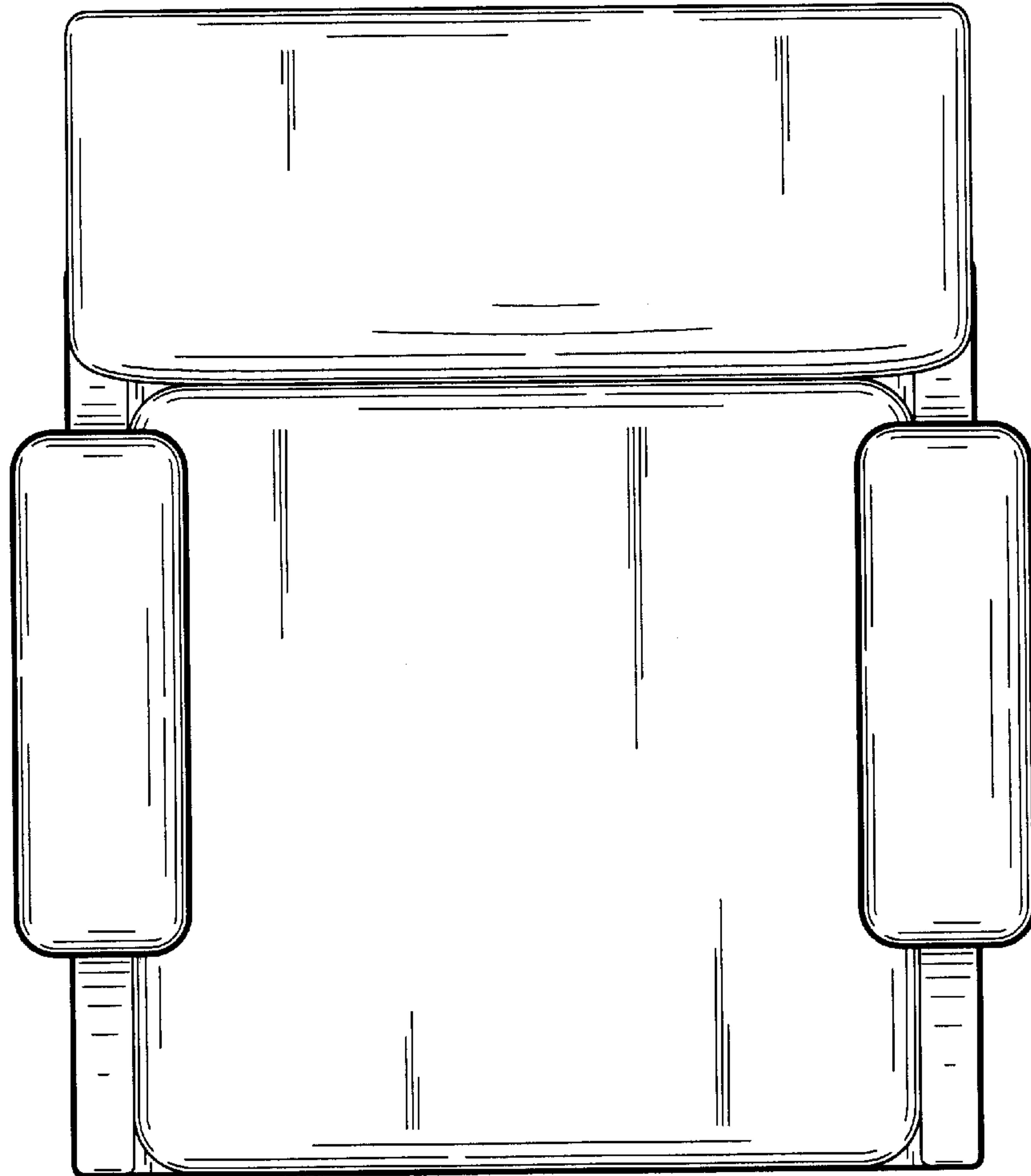
FIG. 6 is a front view of an alternative embodiment of said new design, a portion of which is cut away to illustrate indeterminate width, which is the sole difference between it and FIGS. 1–5.

**1 Claim, 6 Drawing Sheets**







**FIG. 1**



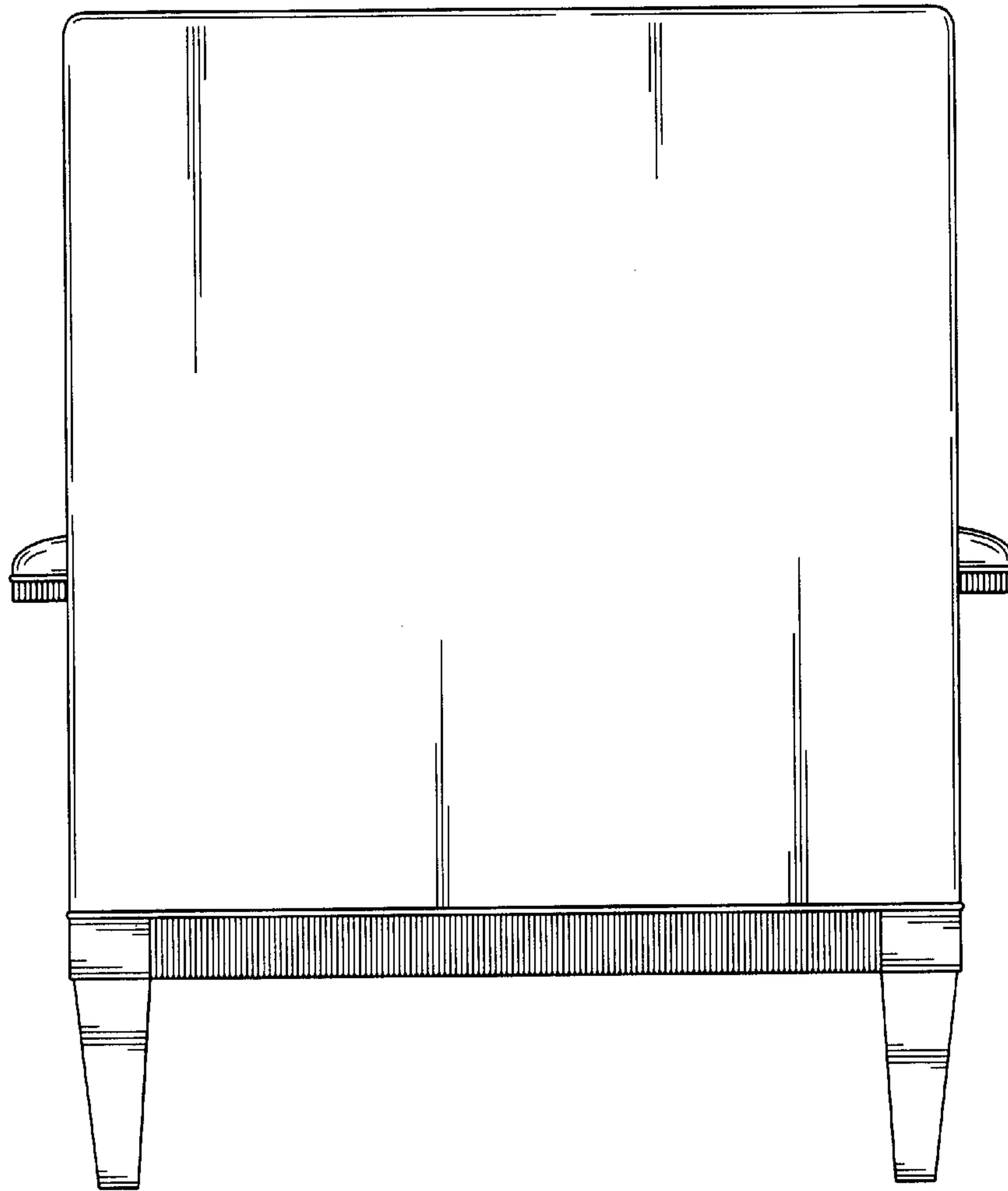
**FIG. 2**



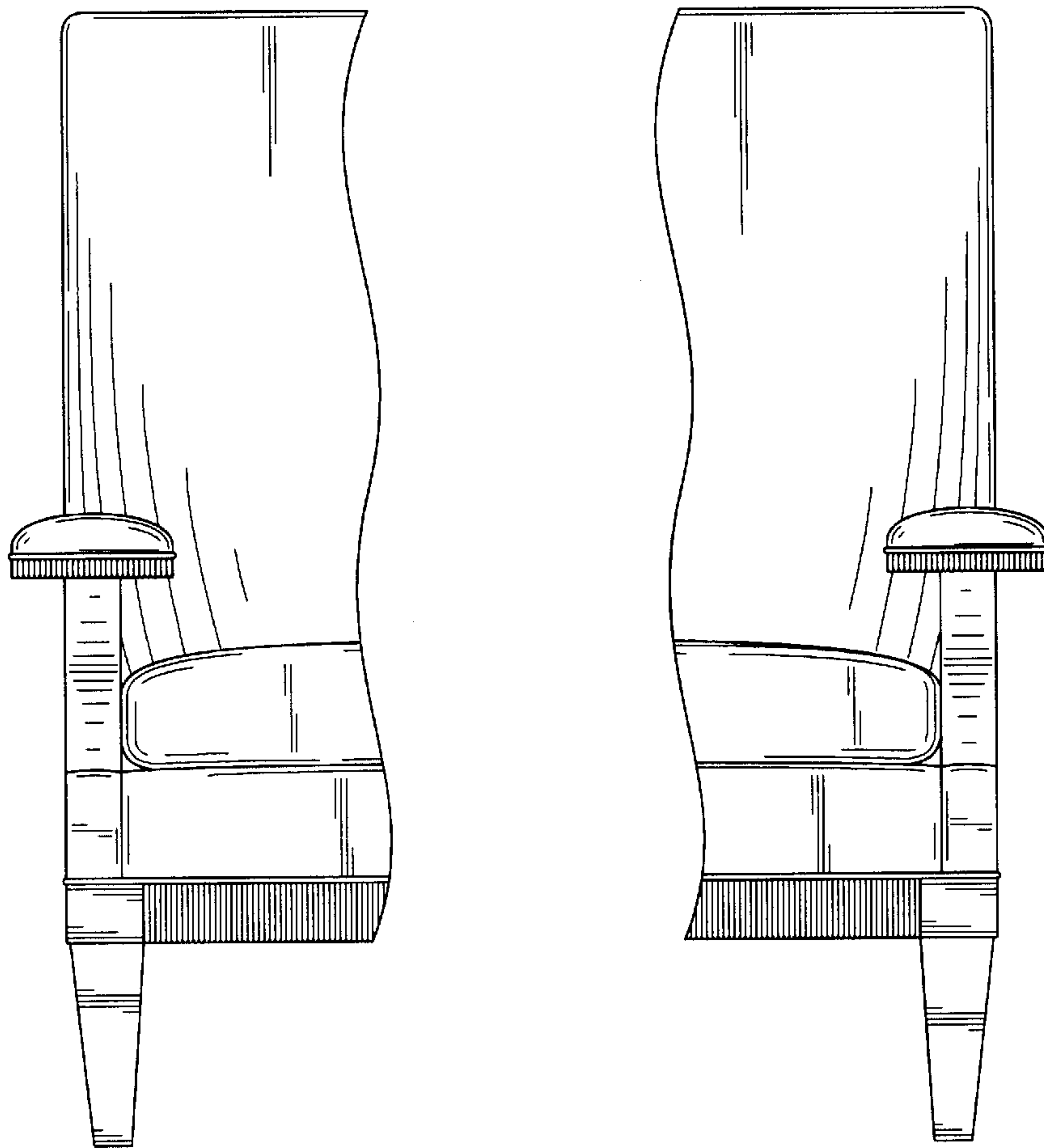
**FIG. 3**



**FIG. 4**



**FIG. 5**



**FIG. 6**