



US00D542543S

(12) **United States Design Patent**
Bruce

(10) **Patent No.:** **US D542,543 S**

(45) **Date of Patent:** **** May 15, 2007**

(54) **MIRROR**

D433,573 S * 11/2000 Rochon D6/308

(75) Inventor: **David Bruce**, Monroe Township, NJ
(US)

* cited by examiner

(73) Assignee: **Foremost Group Inc.**, East Hanover,
NJ (US)

Primary Examiner—Caron D. Veynar
Assistant Examiner—Sydney R. Buffalow

(**) Term: **14 Years**

(74) *Attorney, Agent, or Firm*—Drinker Biddle & Reath
LLP

(21) Appl. No.: **29/227,113**

(57) **CLAIM**

(22) Filed: **Apr. 6, 2005**

The ornamental design for a mirror, as shown and described.

(51) **LOC (8) Cl.** **06-07**

(52) **U.S. Cl.** **D6/300**

(58) **Field of Classification Search** D6/300–314;
40/700, 717, 735, 738, 739, 790, 786, 798;
D8/350–353; D28/64.1, 64.3

DESCRIPTION

See application file for complete search history.

FIG. 1 is front elevation view showing my new design.
FIG. 2 is a left side elevation view of the mirror of FIG. 1,
the right side elevation view being a mirror-image.
FIG. 3 is a bottom end view of the mirror of FIG. 1, the top
end view being identical.
FIG. 4 is a rear elevation view of the mirror of FIG. 1; and,
FIG. 5 is a cross-sectional view taken along line 5—5 in
FIG. 1, to clarify the configuration of the exterior surface of
the mirror.

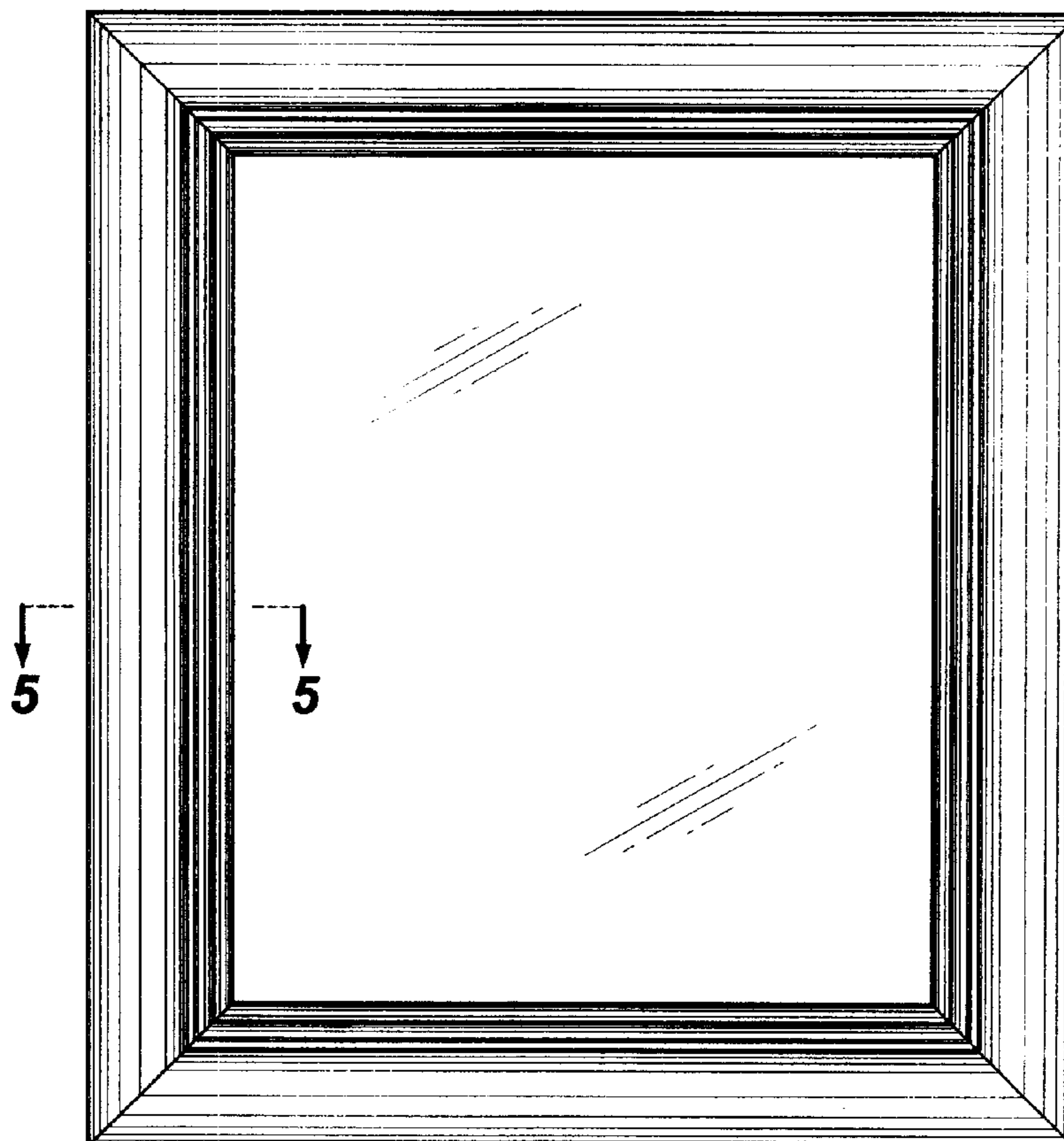
(56) **References Cited**

U.S. PATENT DOCUMENTS

- D384,821 S * 10/1997 Sugar D6/300
- D384,823 S * 10/1997 Sugar et al. D6/300
- D415,355 S * 10/1999 Lewis D6/300
- D424,812 S * 5/2000 Kacius D6/300

The portions of the drawings appearing in broken lines are
for environment only and do not form a part of the claimed
design.

1 Claim, 2 Drawing Sheets



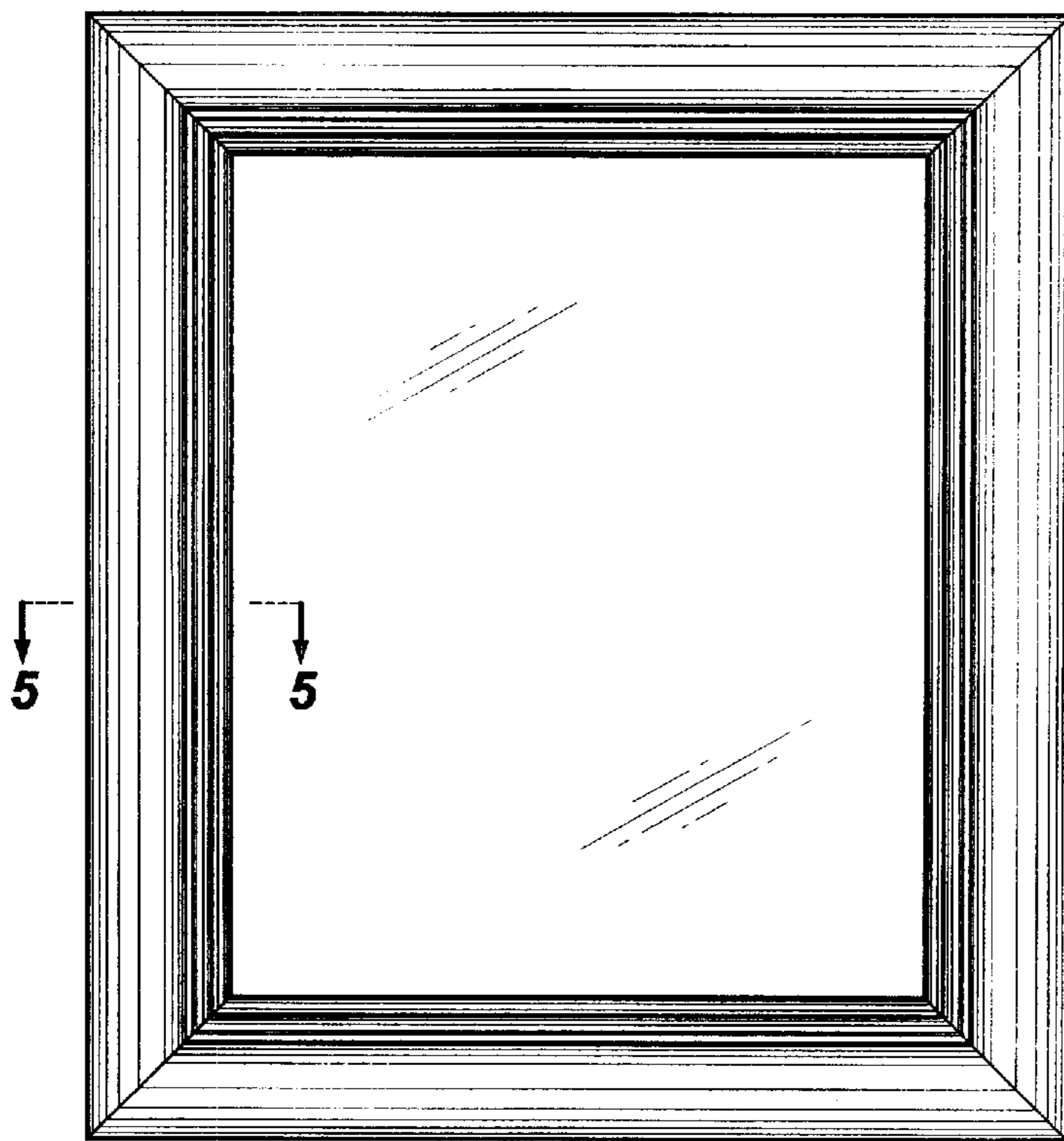


FIG. 1



FIG. 2




FIG. 3




FIG. 4

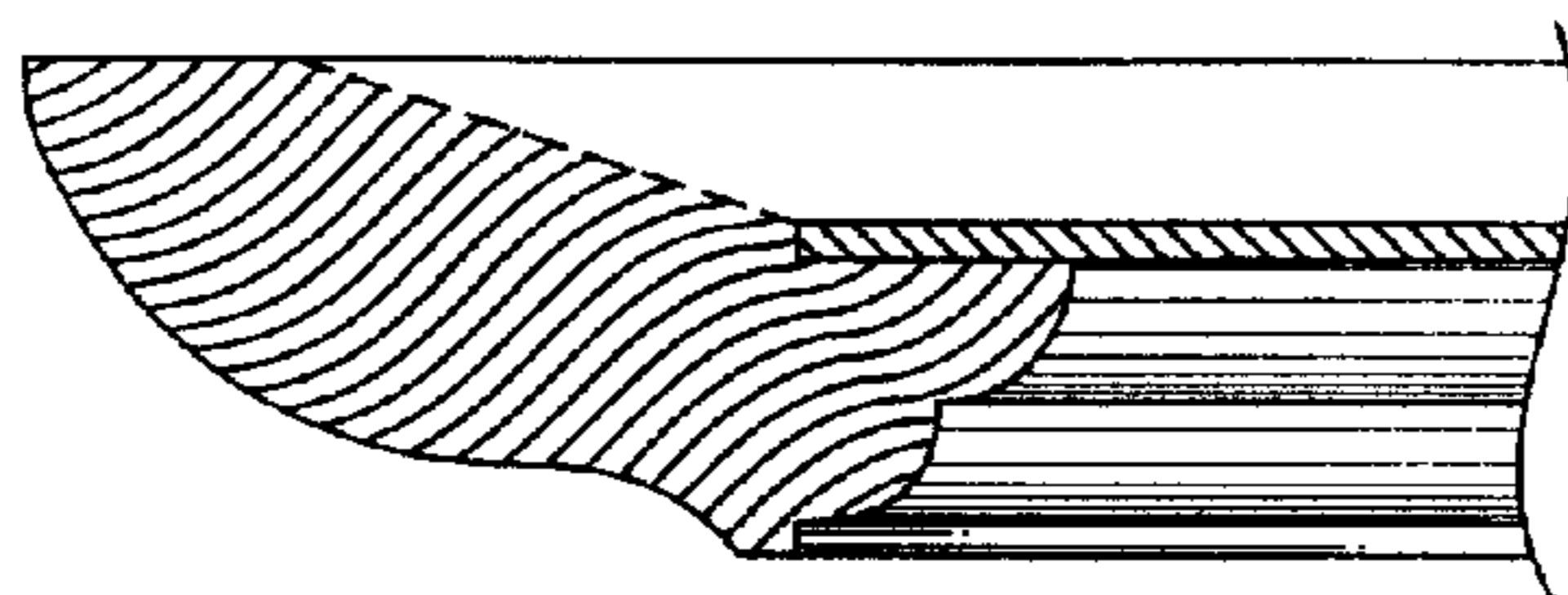


FIG. 5