

US00D542530S

(12) **United States Design Patent** (10) **Patent No.:** **US D542,530 S**  
**Harris et al.** (45) **Date of Patent:** **\*\* May 15, 2007**

(54) **CARRYING CASE**

(75) Inventors: **Kenneth David Harris**, Hollis, NH  
(US); **Joseph Geringer**, Merrimack,  
NH (US)

(73) Assignee: **Brookstone Company, Inc.**,  
Merrimack, NH (US)

(\*\*) Term: **14 Years**

(21) Appl. No.: **29/231,334**

(22) Filed: **Jun. 3, 2005**

(51) **LOC (8) Cl.** ..... **03-01**

(52) **U.S. Cl.** ..... **D3/276; D3/905**

(58) **Field of Classification Search** ..... D3/273-274,  
D3/276, 282-283, 294, 905; 206/349, 372-373,  
206/376

See application file for complete search history.

(56) **References Cited**

**U.S. PATENT DOCUMENTS**

3,317,076	A	*	5/1967	Enders	.....	220/840
D360,757	S	*	8/1995	Snetting et al.	.....	D3/282
D376,908	S	*	12/1996	Hsu	.....	D3/274
5,624,029	A	*	4/1997	Shih	.....	206/372
D379,715	S	*	6/1997	Yemini	.....	D3/282
5,685,421	A	*	11/1997	Gilmore	.....	206/216
D394,747	S	*	6/1998	Cuypers	.....	D3/295
5,879,072	A	*	3/1999	Huang	.....	362/156
6,267,240	B1	*	7/2001	Callaway	.....	206/373
D462,520	S	*	9/2002	Snider	.....	D3/282

D463,911	S	*	10/2002	Chen	.....	D3/282
D506,974	S	*	7/2005	Li	.....	D13/107
D516,811	S	*	3/2006	Kahle et al.	.....	D3/282

**OTHER PUBLICATIONS**

Heavy-Duty 300 PSI 12-Volt Air Compressor. Downloaded  
May 23, 2006 at [http://www.robotcombat.com/store\\_powertools.html](http://www.robotcombat.com/store_powertools.html).\*

\* cited by examiner

*Primary Examiner*—Philip S. Hyder

*Assistant Examiner*—RoseLynne (Ulm) Cody

(74) *Attorney, Agent, or Firm*—Tim L. Brackett, Jr.; Nixon  
Peabody, LLP

(57) **CLAIM**

We claim the ornamental design for a carrying case, as  
shown and described.

**DESCRIPTION**

FIG. 1 is a frontal perspective view of the present invention.

FIG. 2 is a front elevation view of the present invention.

FIG. 3 is a rear elevation view of the present invention.

FIG. 4 is a top plan view of the present invention.

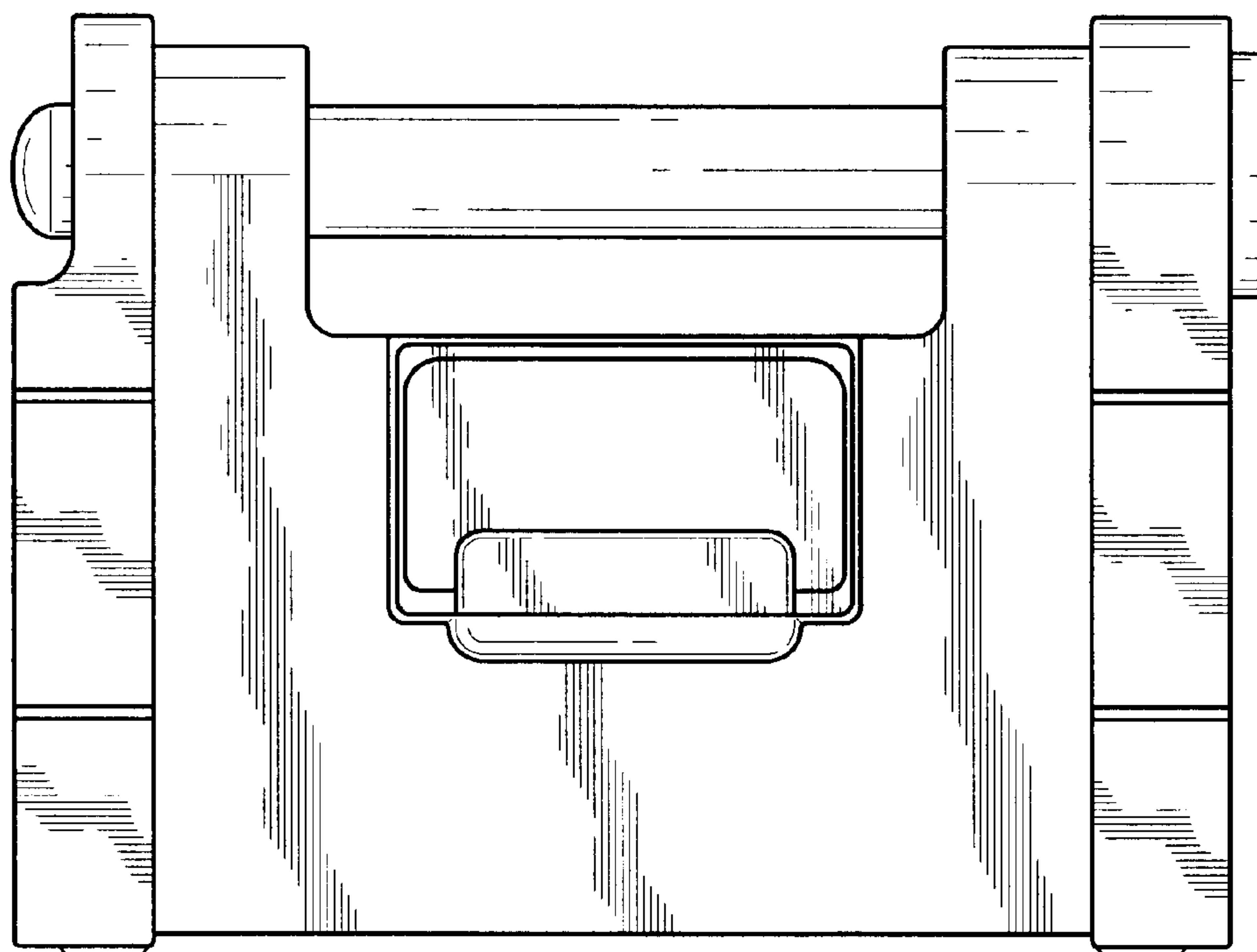
FIG. 5 is a bottom plan view of the present invention.

FIG. 6 is a left side view of the present invention; and,

FIG. 7 is a right side view of the present invention.

The broken line showing of feet in FIGS. 2, 3, 6, and 7 is for  
illustrative purposes only and forms no part of the claimed  
design.

**1 Claim, 3 Drawing Sheets**



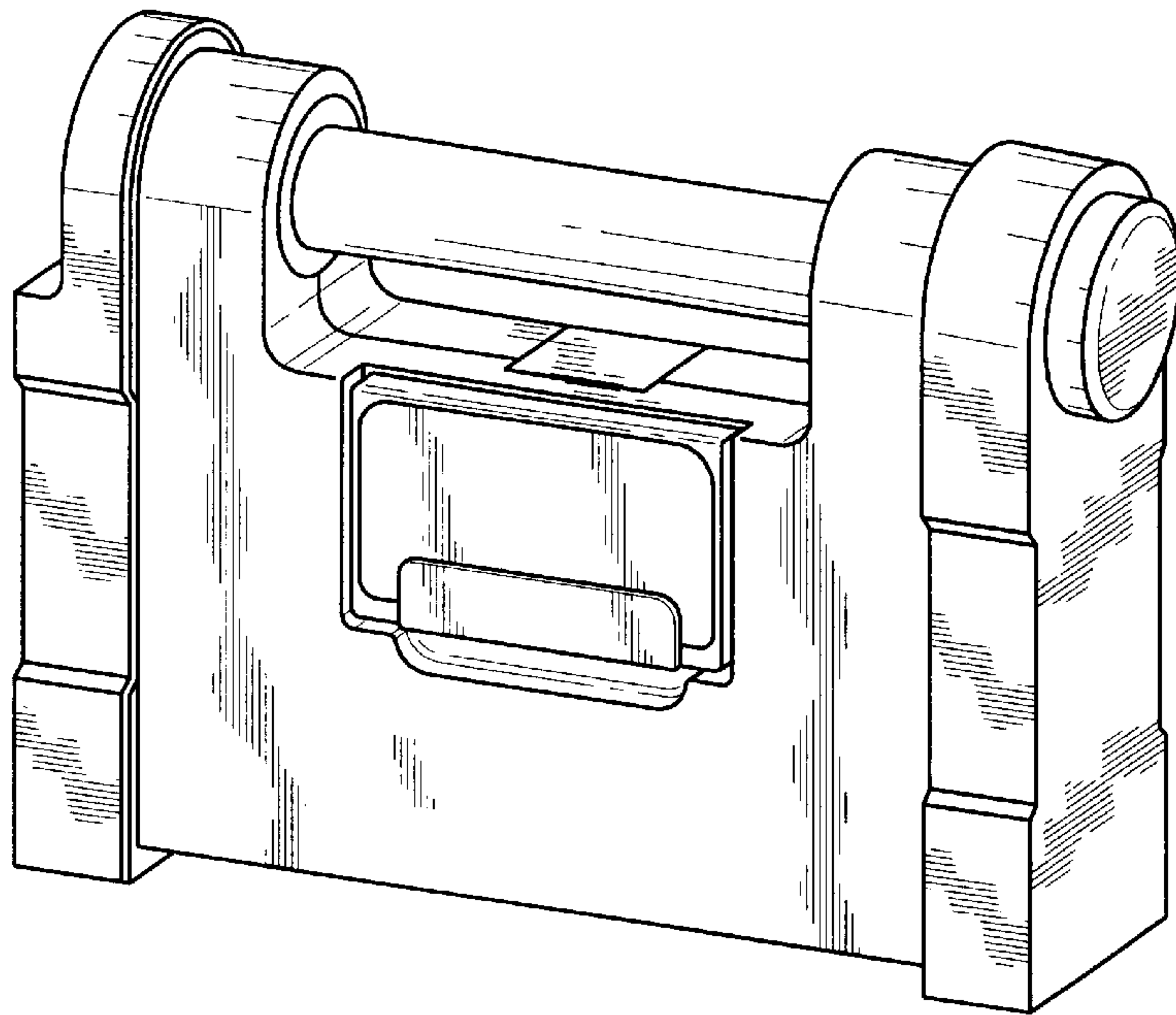


FIG. 1

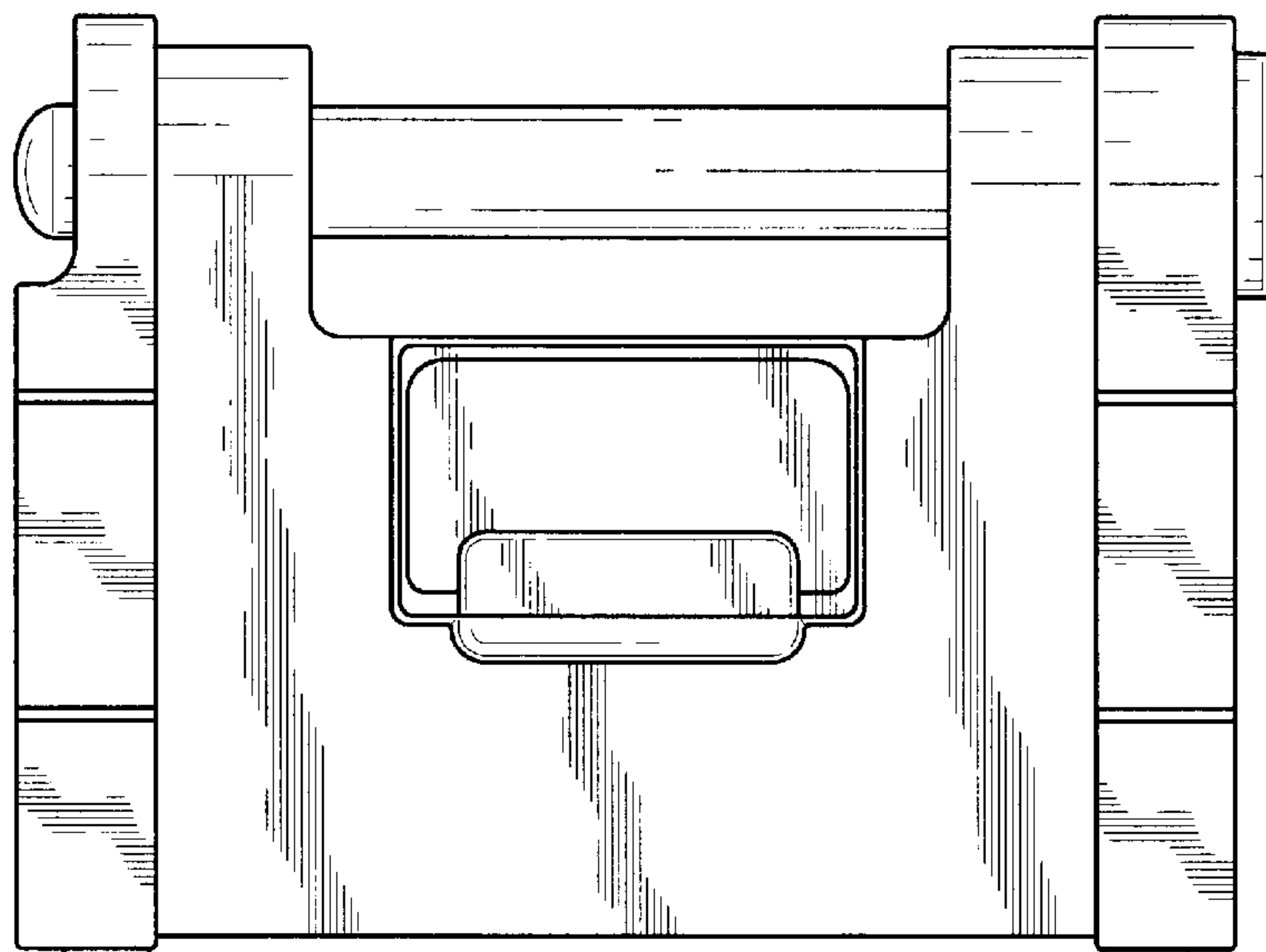


FIG. 2

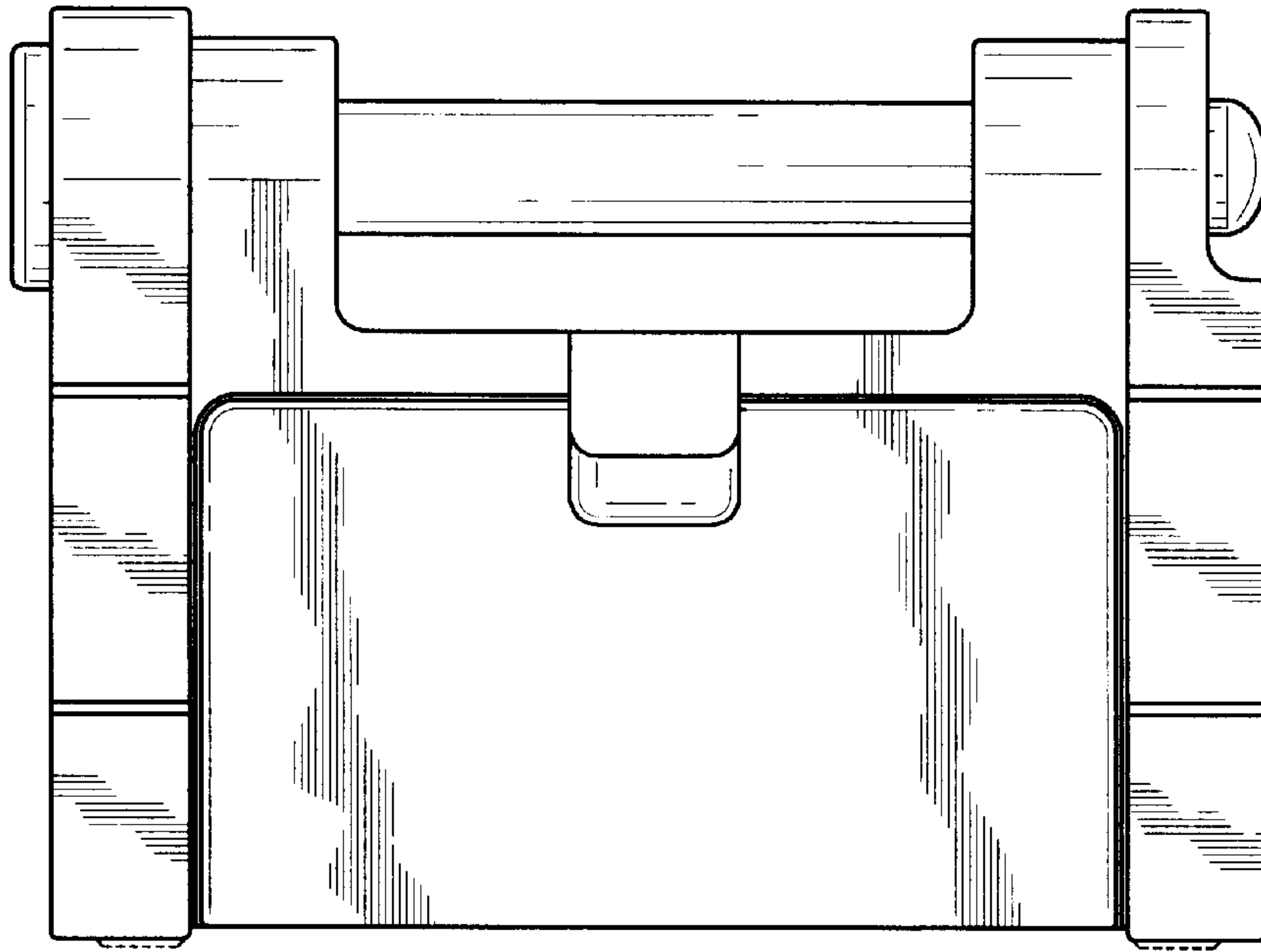


FIG. 3



FIG. 4

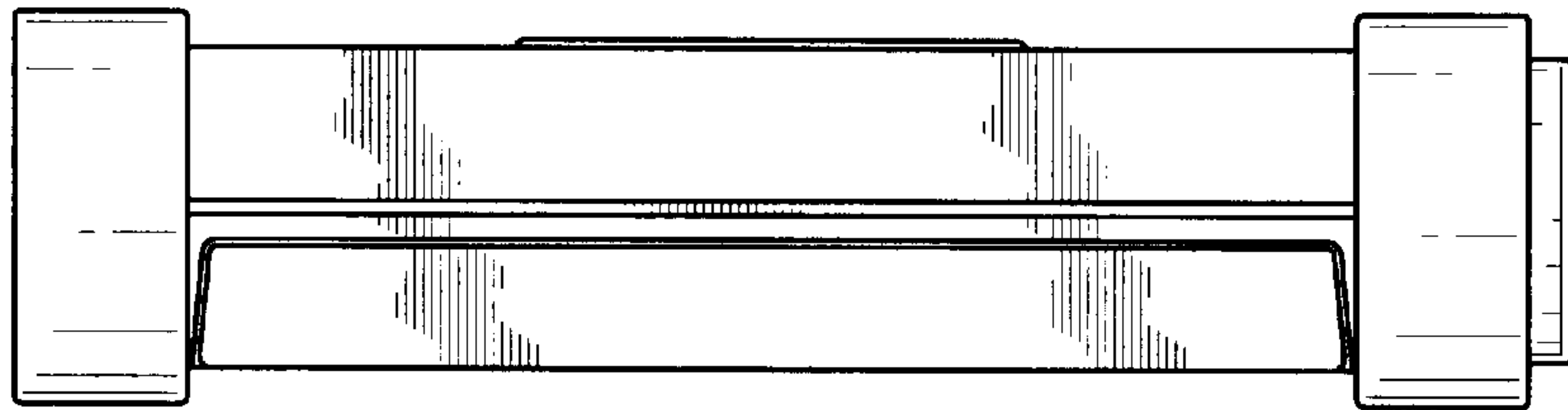


FIG. 5

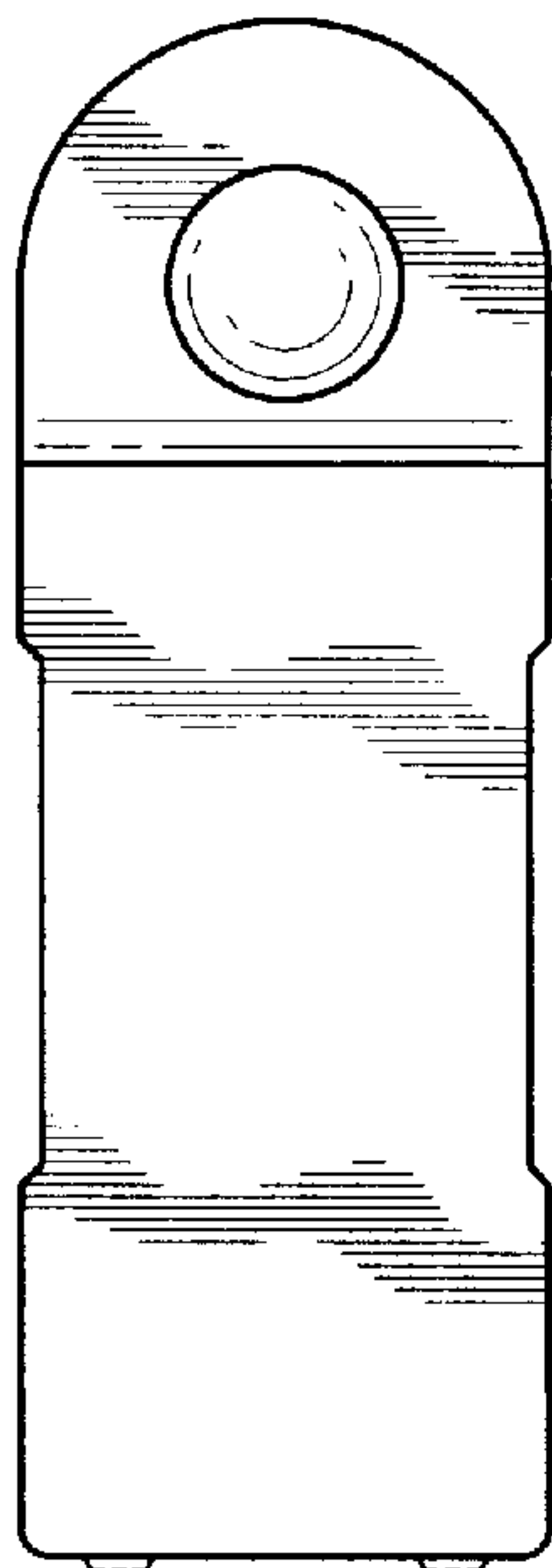


FIG. 6

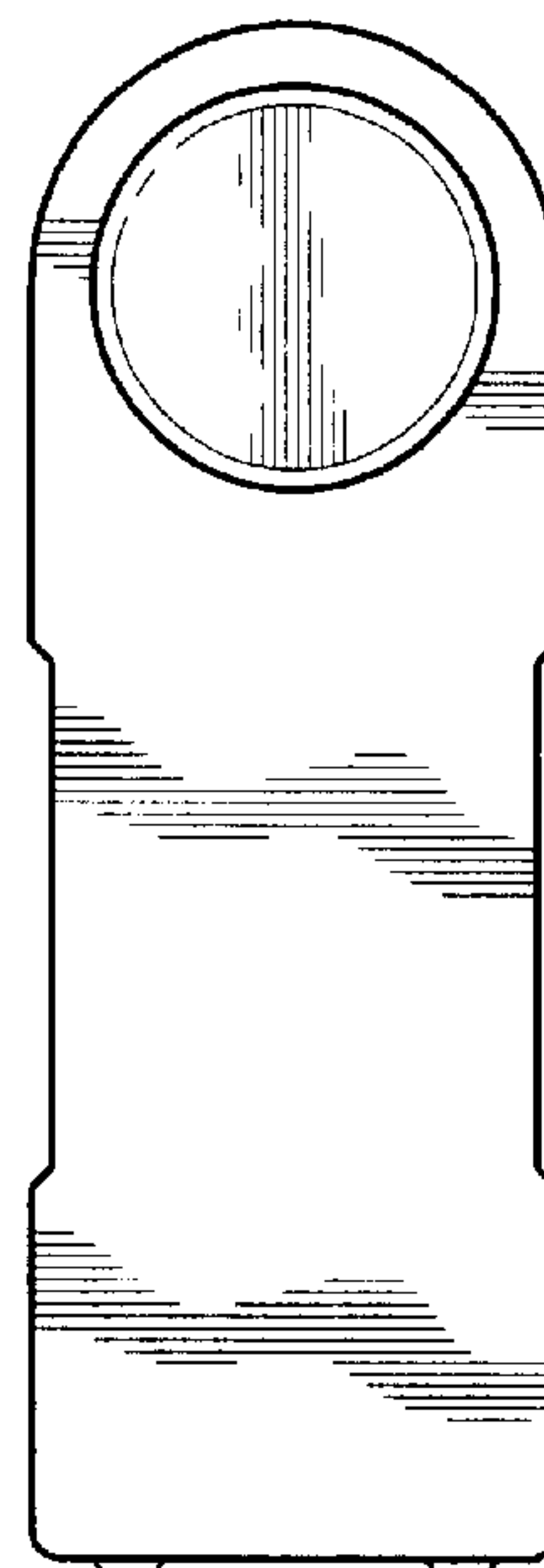


FIG. 7

UNITED STATES PATENT AND TRADEMARK OFFICE  
**CERTIFICATE OF CORRECTION**

PATENT NO. : Des. 542,530 S  
APPLICATION NO. : 29/231334  
DATED : May 15, 2007  
INVENTOR(S) : Kenneth David Harris et al.

Page 1 of 1

It is certified that error appears in the above-identified patent and that said Letters Patent is hereby corrected as shown below:

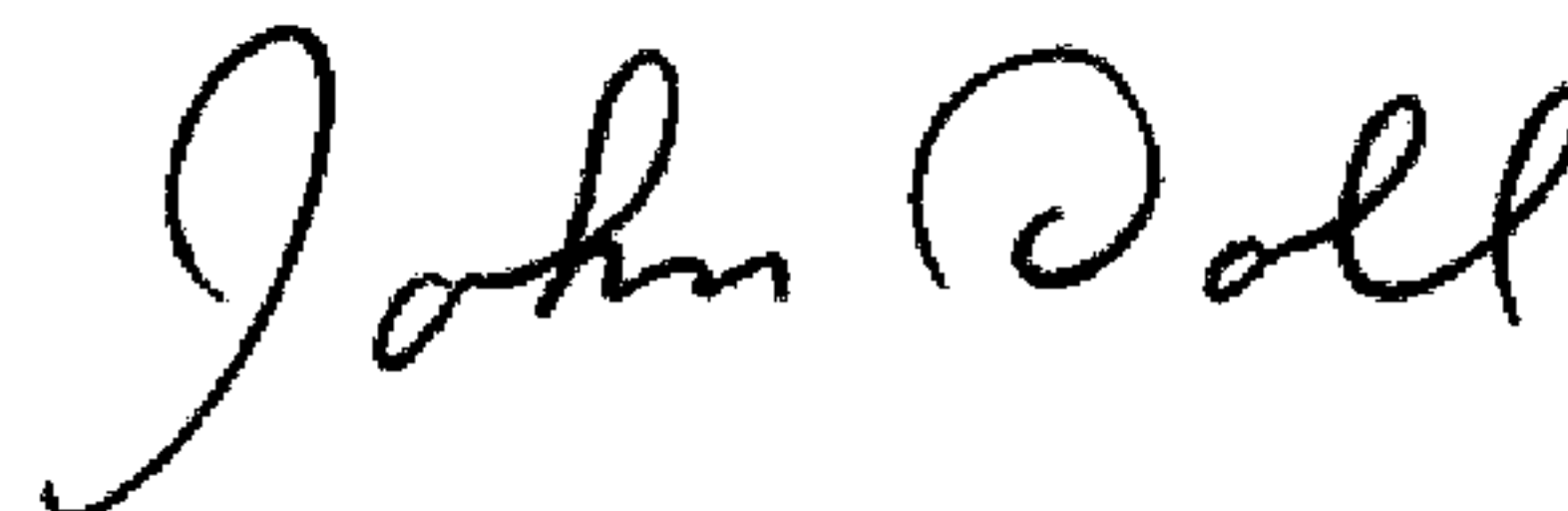
Title page Item (73) Assignee: "BROOKSTONE COMPANY, INC."

should read

--BROOKSTONE PURCHASING, INC.--

Signed and Sealed this

Seventeenth Day of February, 2009

A handwritten signature in black ink, reading "John Doll". The signature is written in a cursive, flowing style with a large initial "J" and a distinct "D".

JOHN DOLL  
*Acting Director of the United States Patent and Trademark Office*