



US00D542520S

(12) **United States Design Patent**  
**Labonté**

(10) **Patent No.:** **US D542,520 S**

(45) **Date of Patent:** **\*\* May 15, 2007**

(54) **COWLING OF A GOALIE SKATE**

D404,893 S \* 2/1999 Racine ..... D2/904  
D423,619 S \* 4/2000 Graf ..... D21/762

(75) Inventor: **Ivan Labonté**, Montreal (CA)

\* cited by examiner

(73) Assignee: **Bauer Nike Hockey Inc.**, St. Jérôme,  
Quebec (CA)

*Primary Examiner*—Dominic Simone

(\*\*) Term: **14 Years**

(57) **CLAIM**

(21) Appl. No.: **29/257,215**

I claim the ornamental design for a cowling of a goalie skate,  
as shown and described.

(22) Filed: **Mar. 31, 2006**

**DESCRIPTION**

**Related U.S. Application Data**

(62) Division of application No. 29/203,900, filed on Apr. 22,  
2004, now Pat. No. Des. 526,474.

FIG. 1 is a perspective view of a cowling of a goalie skate  
according to the present design; the illustrated cowling is for  
a left foot, the cowling for a right foot being a mirror image  
of the one for a left foot;

(51) **LOC (8) Cl.** ..... **02-99**

(52) **U.S. Cl.** ..... **D2/969; D2/972; D2/946;**  
D2/904

FIG. 2 is a top plan view of the cowling of a goalie skate of  
FIG. 1;

(58) **Field of Classification Search** ..... D2/904,  
D2/972, 969, 946; D21/760-762; 280/841,  
280/11.12

FIG. 3 is a front elevational view of the cowling of a goalie  
skate of FIG. 1;

See application file for complete search history.

FIG. 4 is a left side elevational view of the cowling of a  
goalie skate of FIG. 1;

(56) **References Cited**

**U.S. PATENT DOCUMENTS**

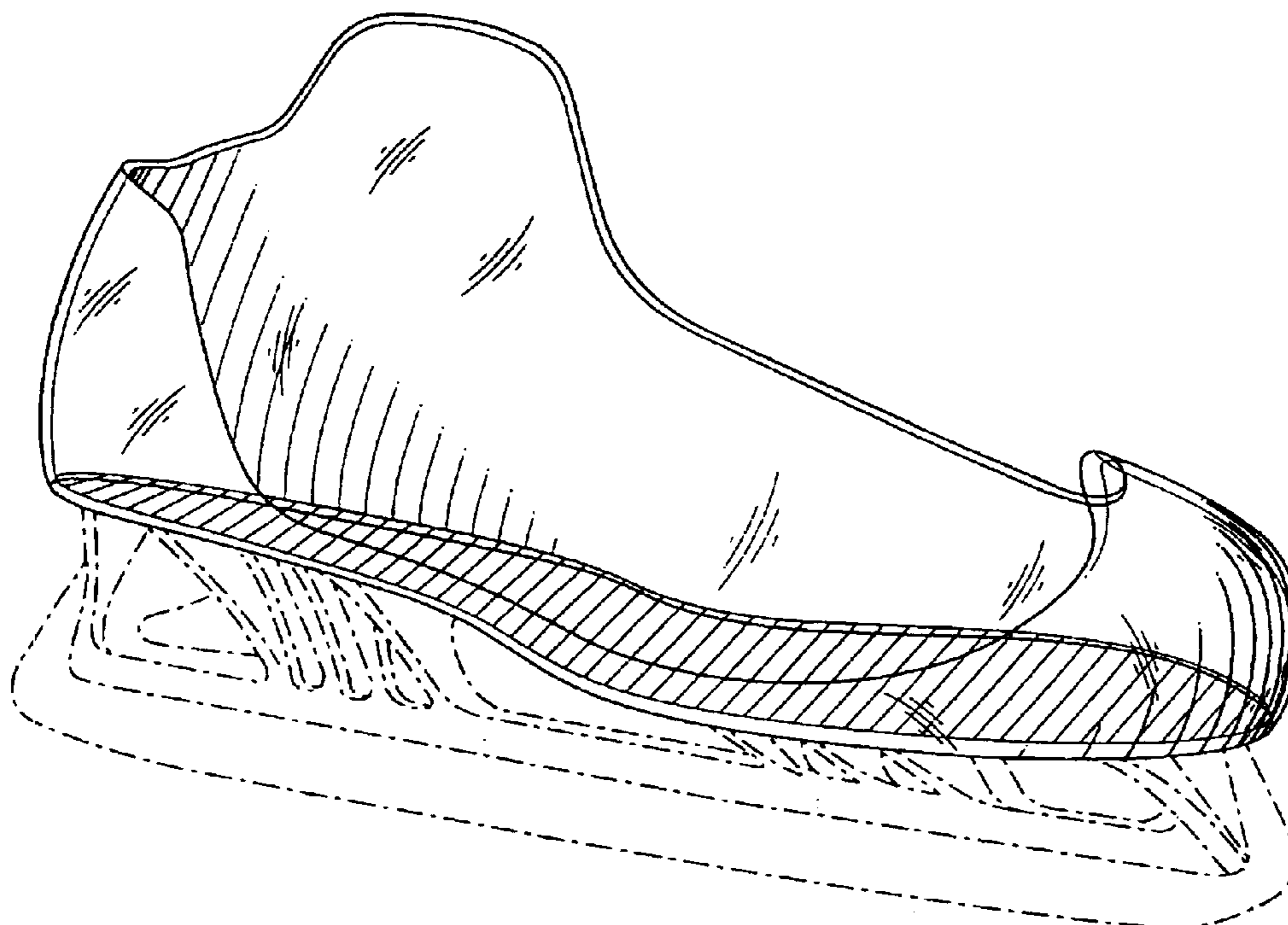
4,453,727 A \* 6/1984 Bourque ..... 280/11.12  
D277,693 S \* 2/1985 Bourque ..... D21/762  
D393,358 S \* 4/1998 Teague ..... D2/972  
D399,283 S \* 10/1998 Rench ..... D2/904

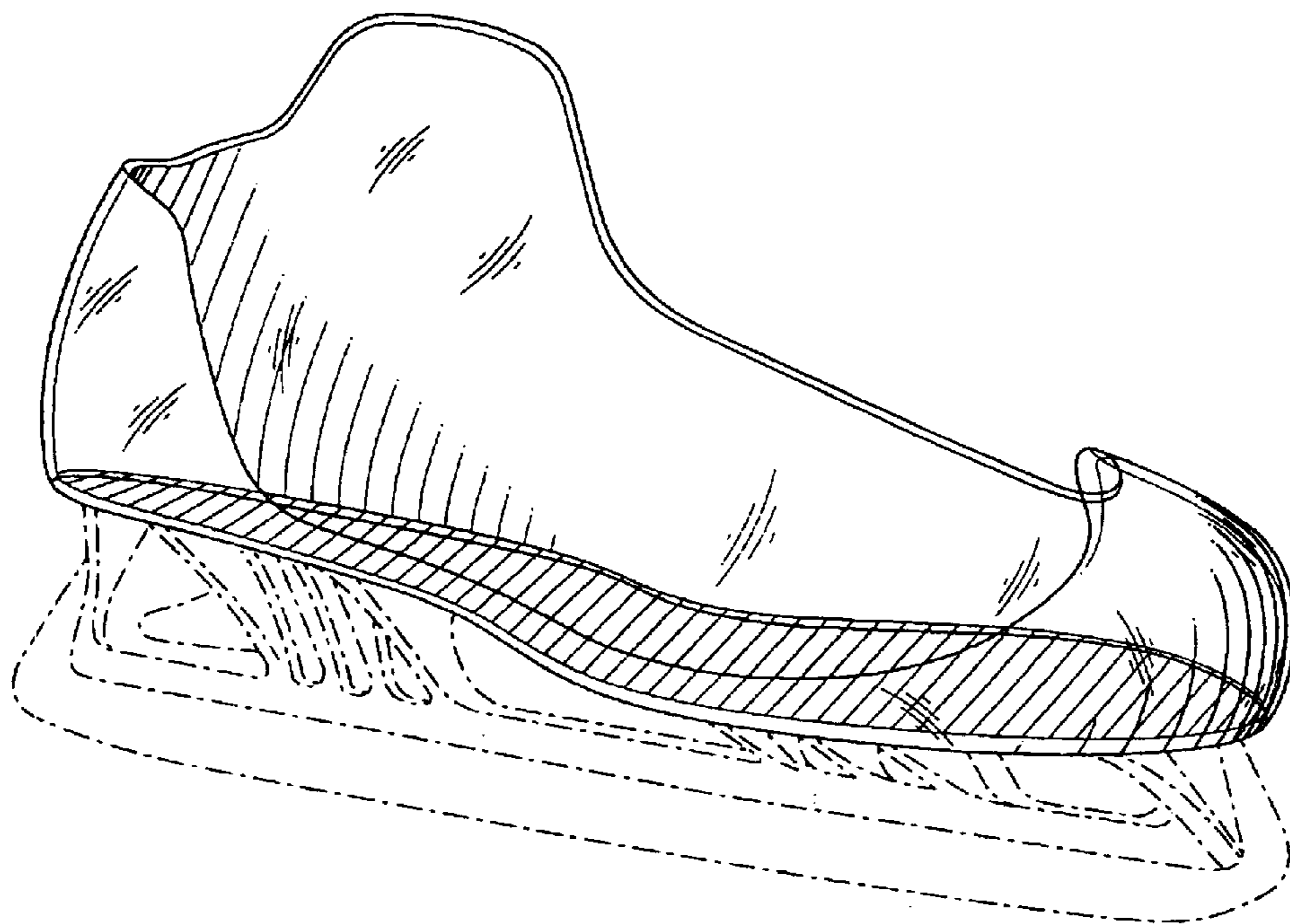
FIG. 5 is a rear elevational view of the cowling of a goalie  
skate of FIG. 1; and,

FIG. 6 is a right side elevational view of the cowling of a  
goalie skate of FIG. 1.

The bottom view is omitted since the bottom of the cowling  
is unornamented. The broken lines shown in the figures form  
no part of the design and are for illustrative purposes only.

**1 Claim, 3 Drawing Sheets**





**FIG. 1**

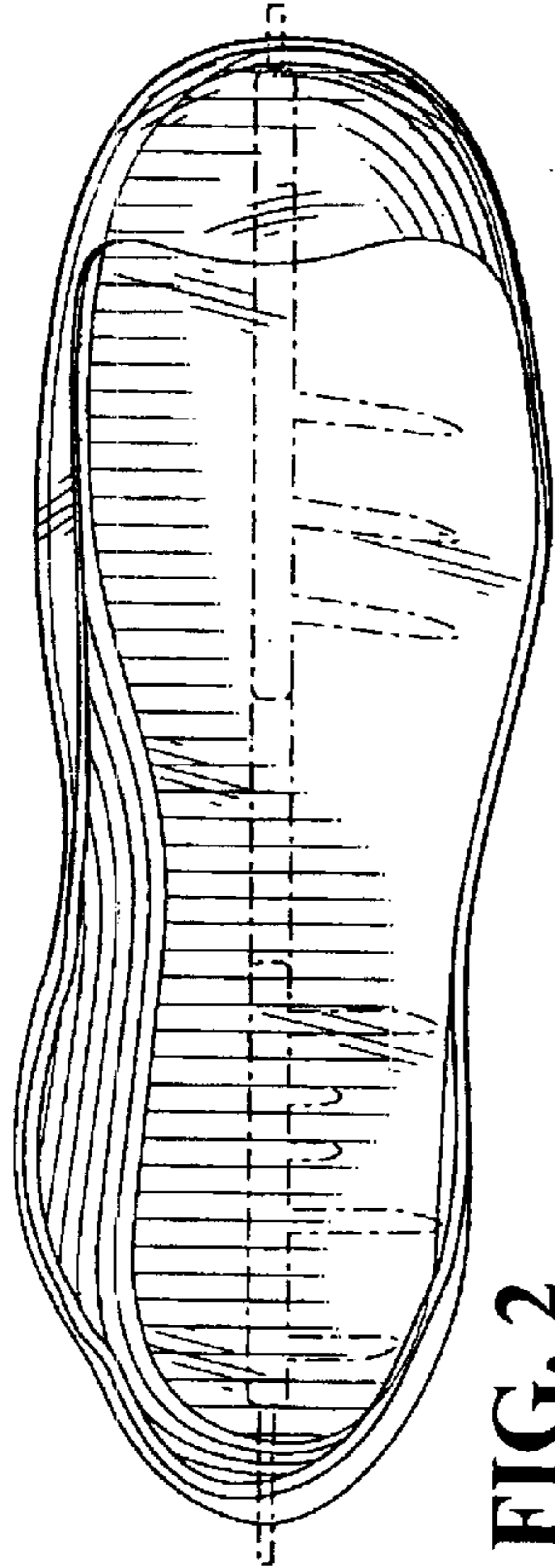


FIG. 2

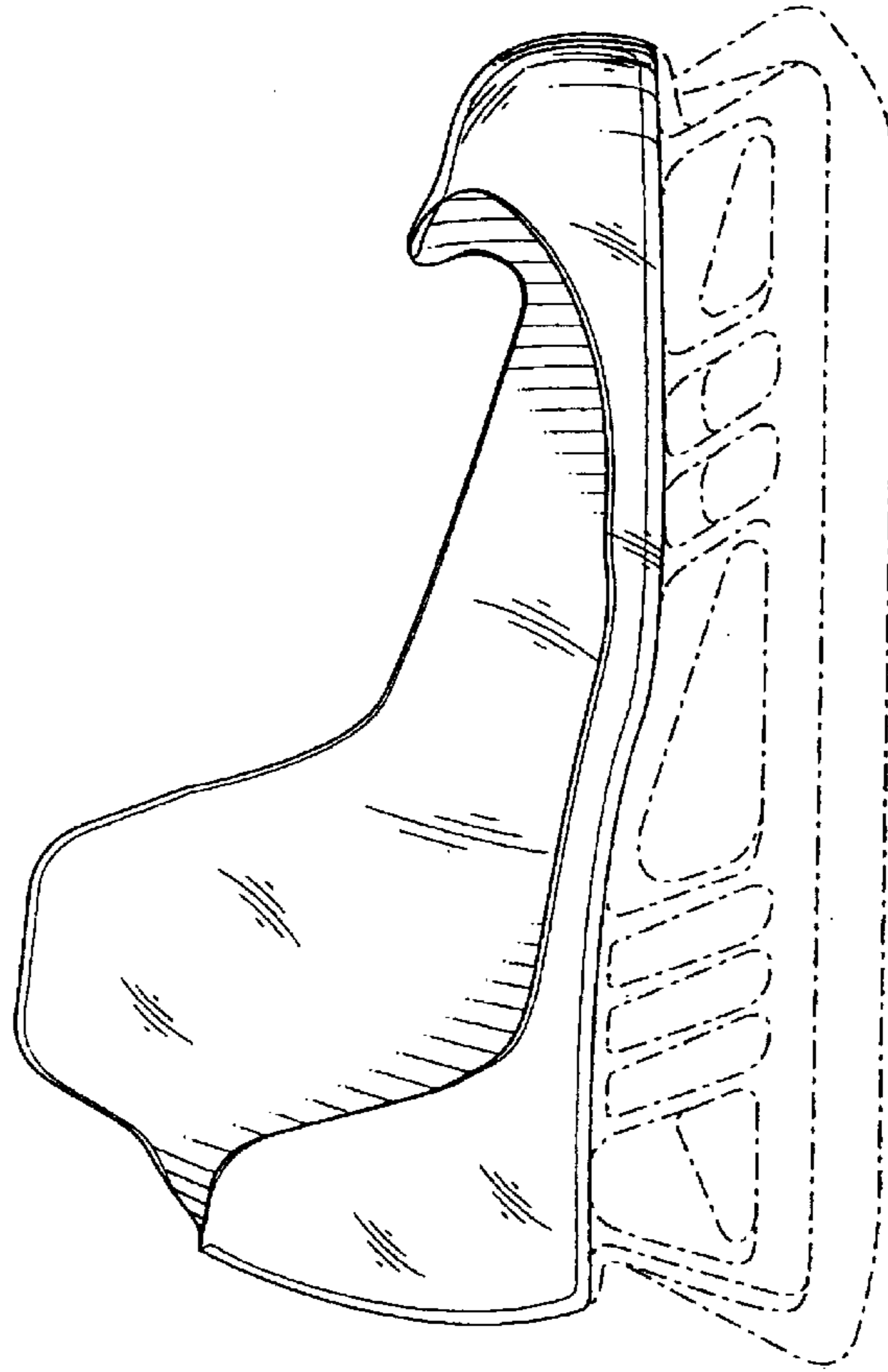


FIG. 4




FIG. 3

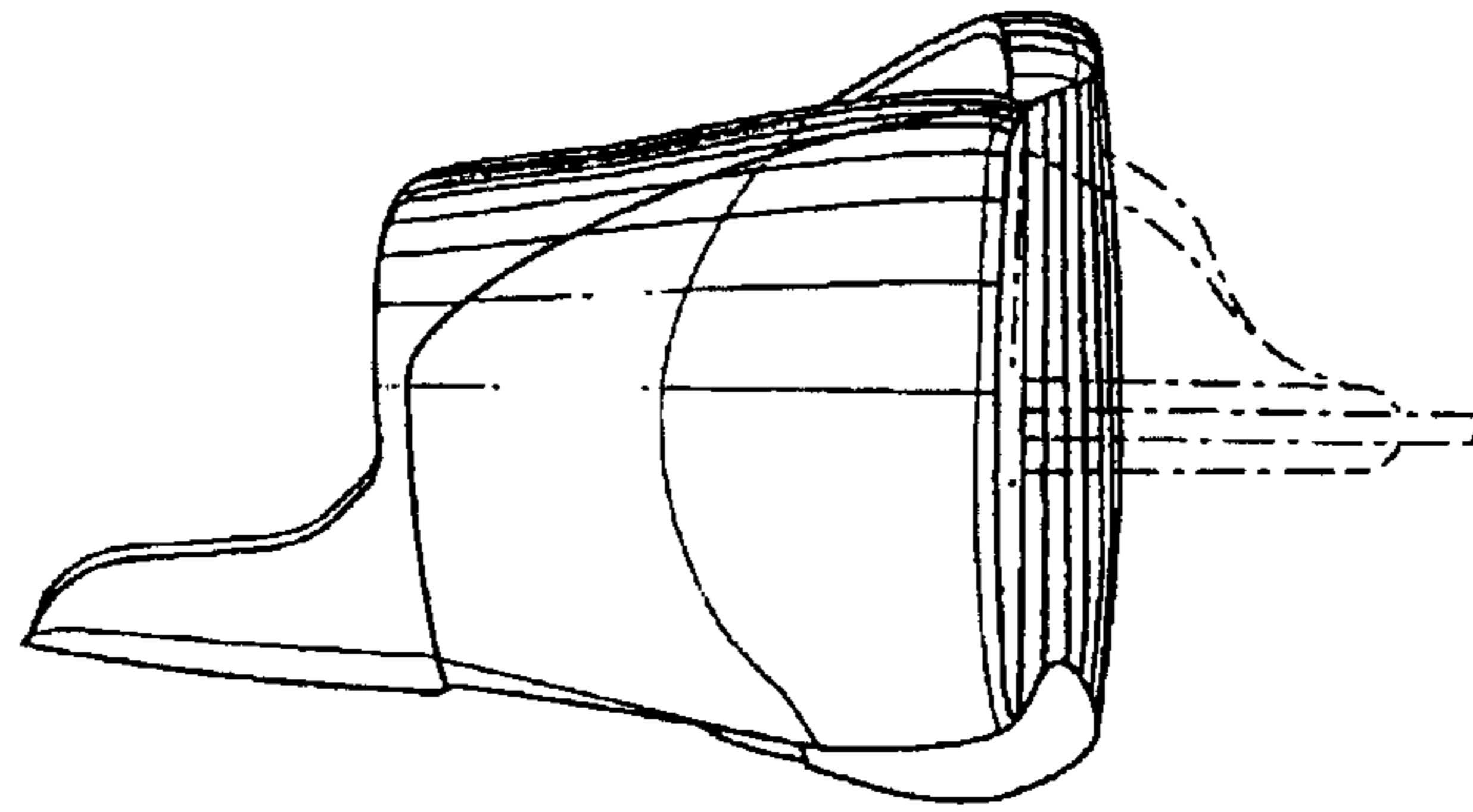


FIG. 5

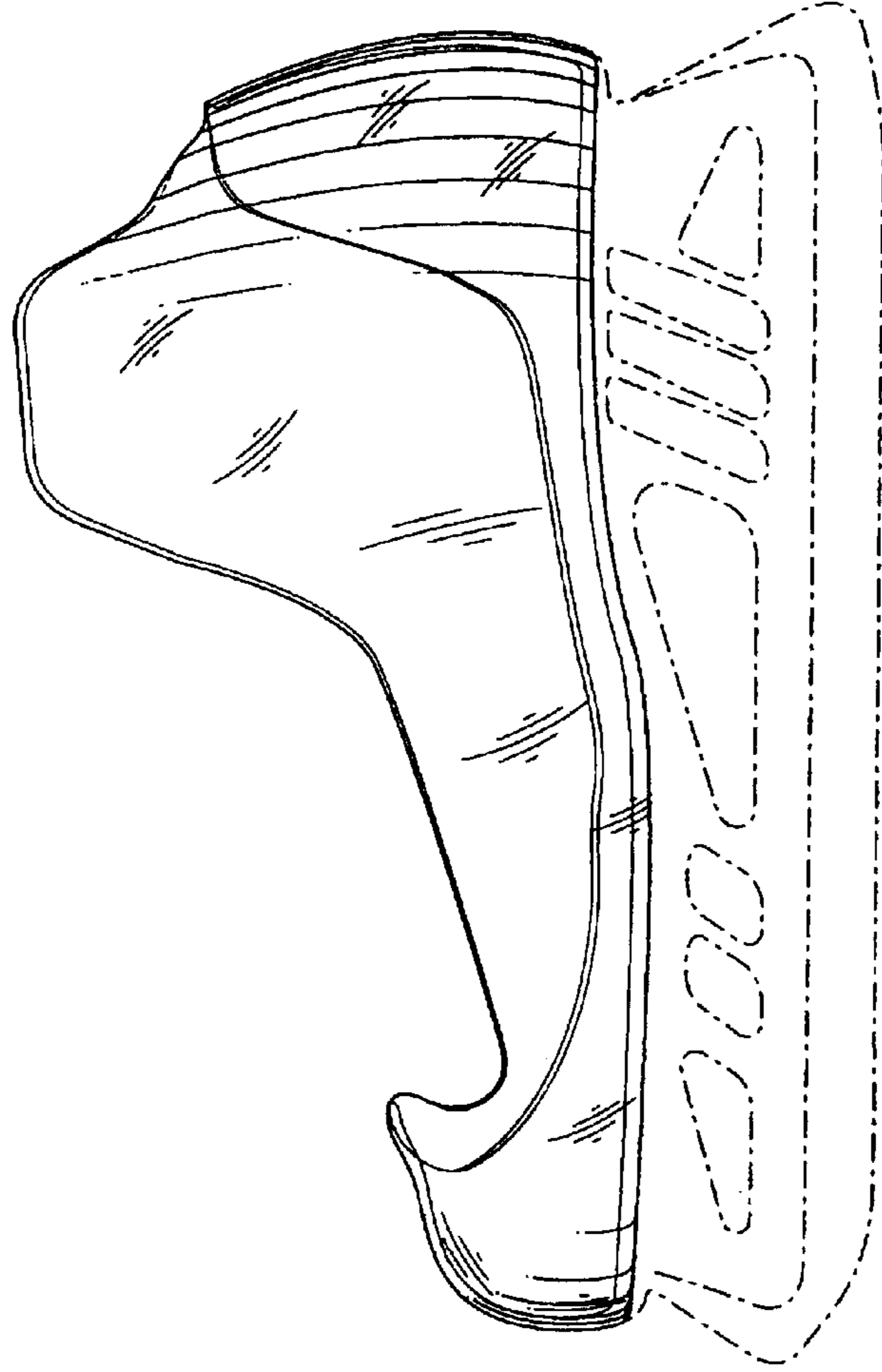


FIG. 6