

US00D542509S

(12) **United States Design Patent**  
**Campbell et al.**

(10) **Patent No.:** **US D542,509 S**

(45) **Date of Patent:** **\*\* May 15, 2007**

(54) **BREATHABLE COVERING NURSING  
BLANKET**

(75) Inventors: **Norma Campbell**, Victoria (CA); **Mary  
Elizabeth Peterson**, Bentonville, AR  
(US)

(73) Assignee: **Blackwood Industries, Inc.**,  
Bentonville, AR (US)

(\*\*) Term: **14 Years**

(21) Appl. No.: **29/215,638**

(22) Filed: **Oct. 21, 2004**

(51) **LOC (8) Cl.** ..... **02-02**

(52) **U.S. Cl.** ..... **D2/823; 2/728; 2/860;**  
2/861

(58) **Field of Classification Search** ..... D2/823-4,  
D2/728, 864, 860-1, 718-9, 225, 828; 2/24,  
2/48, 49.1, 50-1, 65.5, 104, 128, 49.2, 49.4,  
2/69, 86, 93, 88, 129, 46, 69.5, 94, 102, 51-3,  
2/98

See application file for complete search history.

(56) **References Cited**

**U.S. PATENT DOCUMENTS**

1,887,028	A	*	11/1932	Lemke et al.	2/50
D131,384	S	*	2/1942	Wilker	D2/861
2,364,568	A	*	12/1944	Tiscornia	2/50
2,674,738	A	*	4/1954	Mehlos	2/48
2,794,985	A	*	6/1957	Brennish	2/48
2,892,909	A	*	6/1959	Darnutzer et al.	2/50
D303,995	S	*	10/1989	Dameron	D2/728
D306,510	S	*	3/1990	Sanchez	D2/728
D310,288	S	*	9/1990	Larsch	D2/728
4,995,116	A	*	2/1991	Beauchamp et al.	2/104

5,038,411	A	*	8/1991	St. Armand	2/104
D322,709	S	*	12/1991	Keola	D2/728
D359,838	S	*	7/1995	Laseinde	D2/864
5,544,364	A	*	8/1996	Weber	2/104
D398,739	S	*	9/1998	Clark	D2/864
5,848,439	A	*	12/1998	Huseth et al.	2/104
D405,940	S	*	2/1999	Payne	D2/861
D415,333	S	*	10/1999	Zeigler	D2/728
D424,786	S	*	5/2000	Williams et al.	D2/728
6,868,554	B1	*	3/2005	Melvin	2/50

\* cited by examiner

*Primary Examiner*—Louis S. Zarfaz

*Assistant Examiner*—Susan E. Krakower

(74) *Attorney, Agent, or Firm*—Keisling Pieper & Scott;  
David B. Pieper; Meredith K. Lowry

(57) **CLAIM**

The ornamental design for breathable covering nursing blanket, as shown and described.

**DESCRIPTION**

FIG. 1 is a front isometric view of a breathable covering nursing blanket showing our new design; FIG. 2 is a back side elevational view thereof; FIG. 3 is a right side elevational view thereof; FIG. 4 is a left side elevational view thereof; FIG. 5 is a top plan view thereof with the breathable covering nursing blanket spread out on a flat surface; and, FIG. 6 is a bottom plan view thereof with the breathable covering nursing blanket spread out on a flat surface. The broken lines in FIGS. 1, 2, 3, and 4 are for illustrative purposes only and form no part of the claimed design. The dashed lines shown directly on the surface of the claimed article, throughout the views, are understood to represent stitching.

**1 Claim, 3 Drawing Sheets**




FIG. 1




FIG. 2

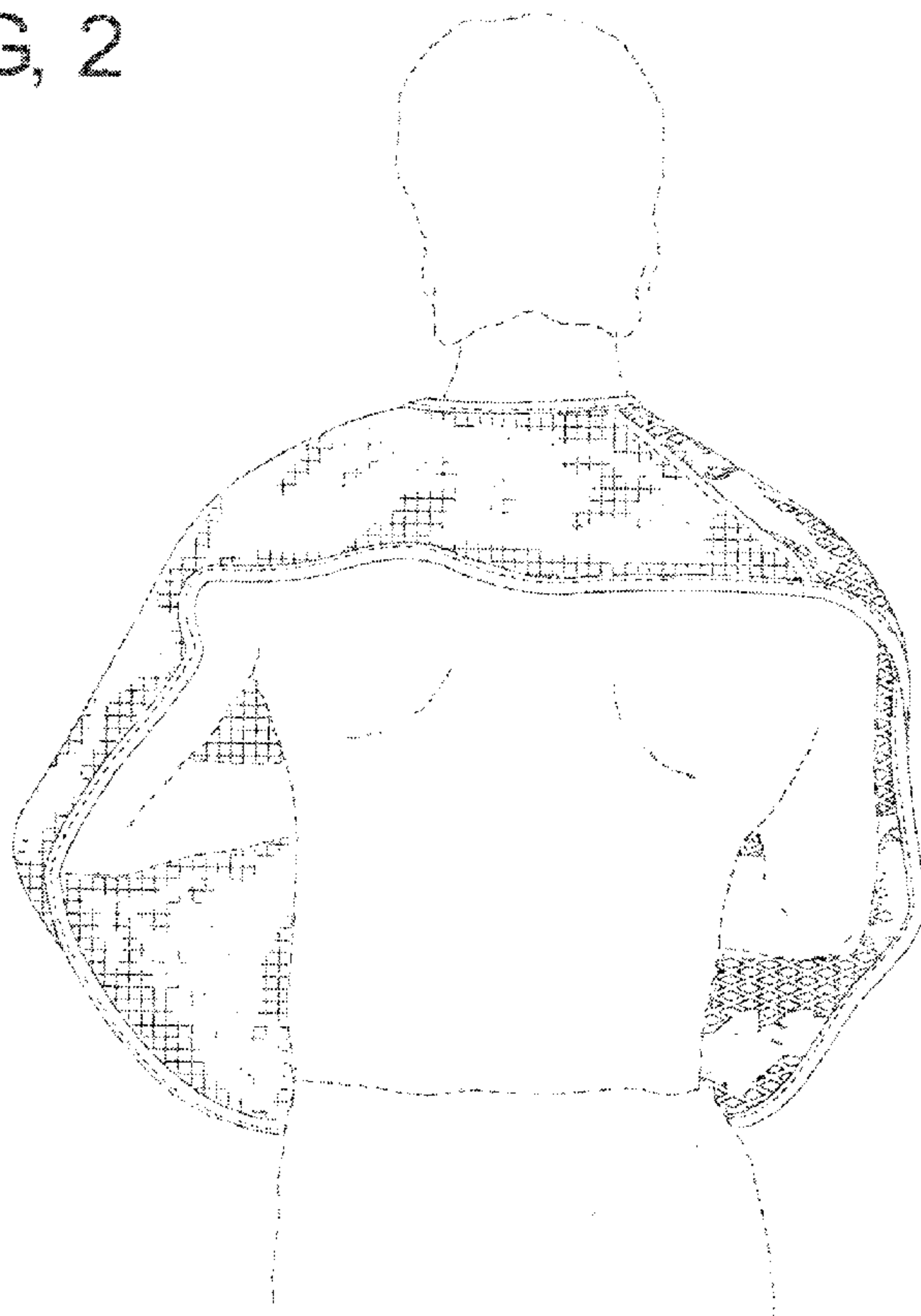


FIG. 3

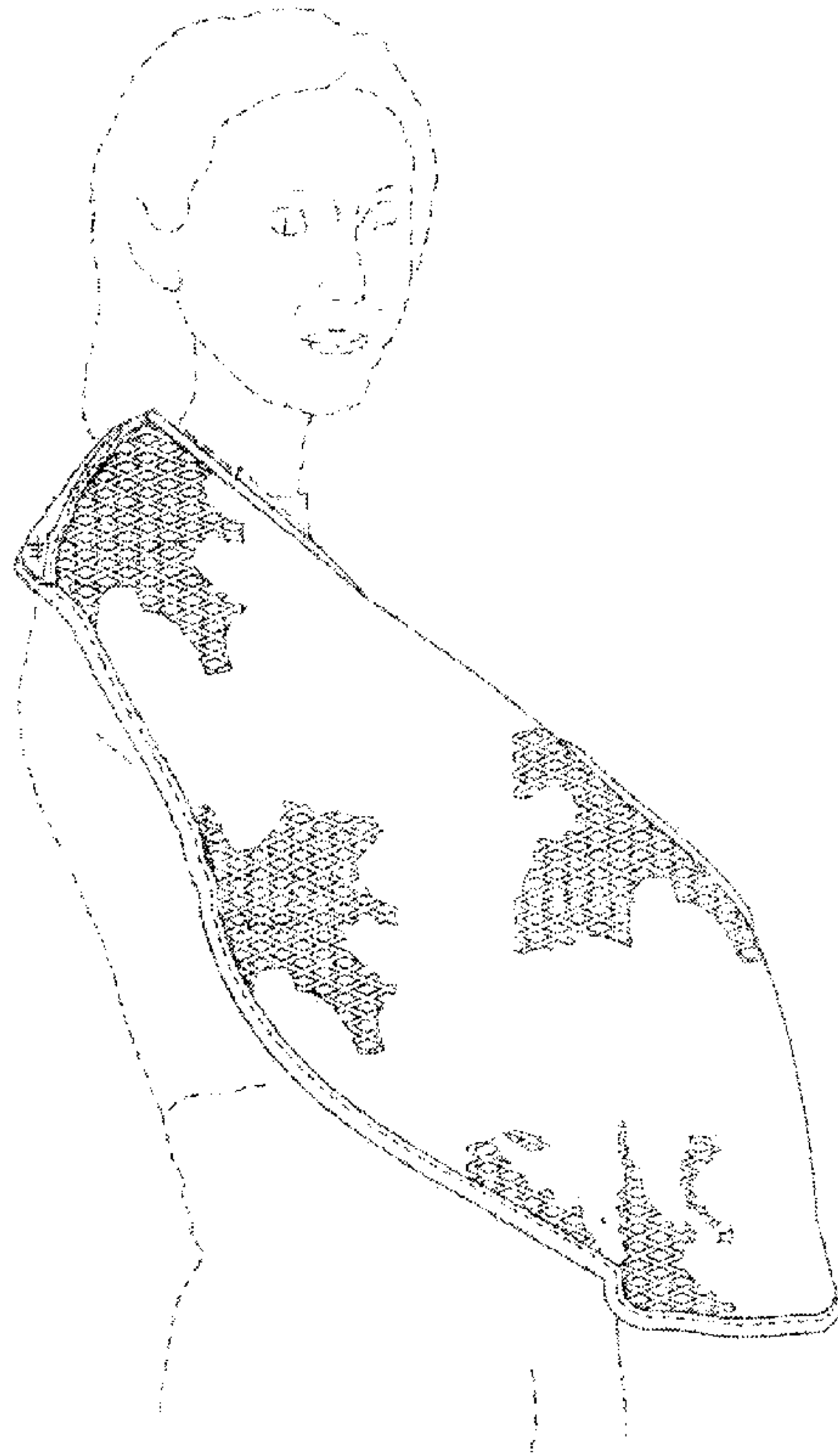


FIG. 4

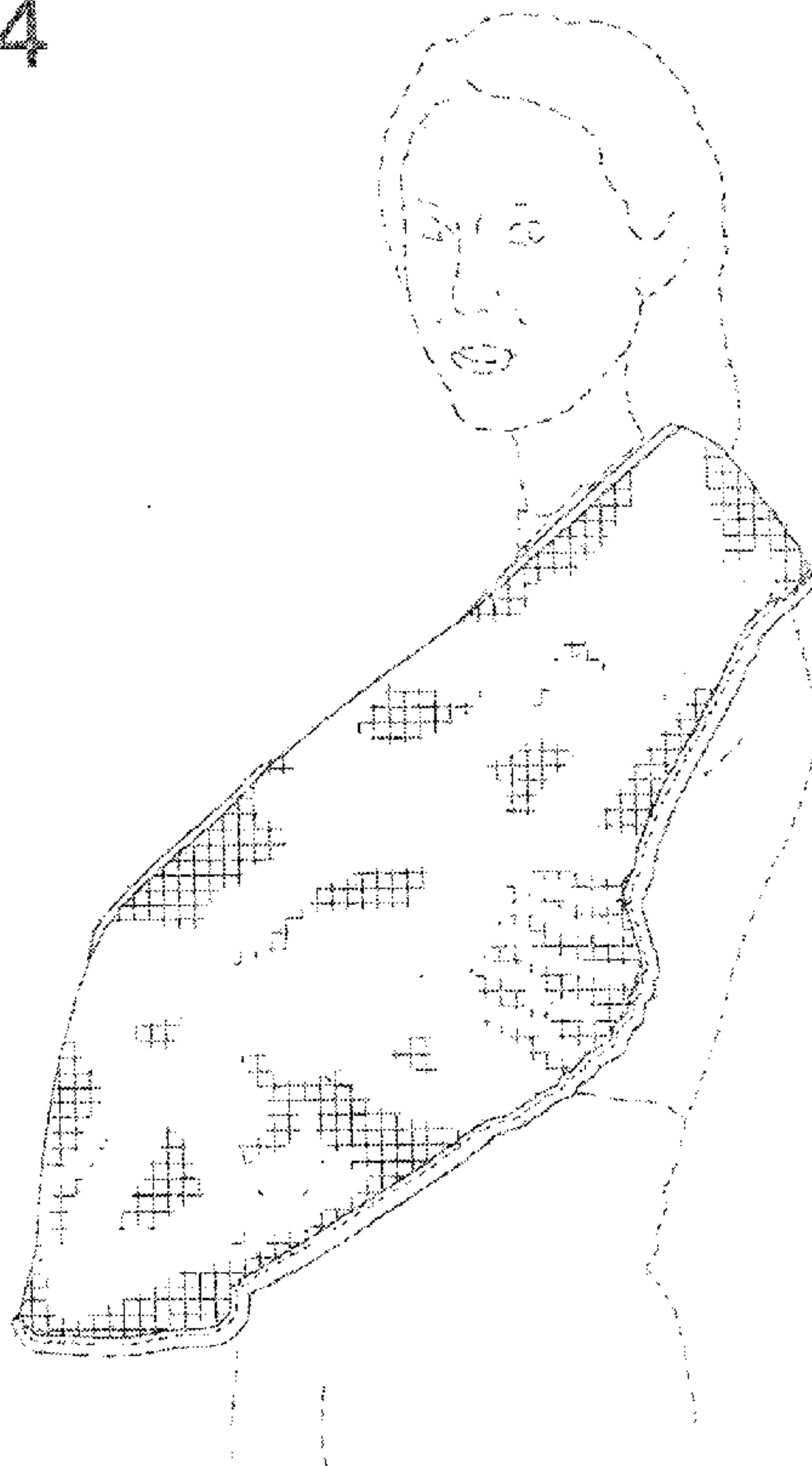




FIG. 5

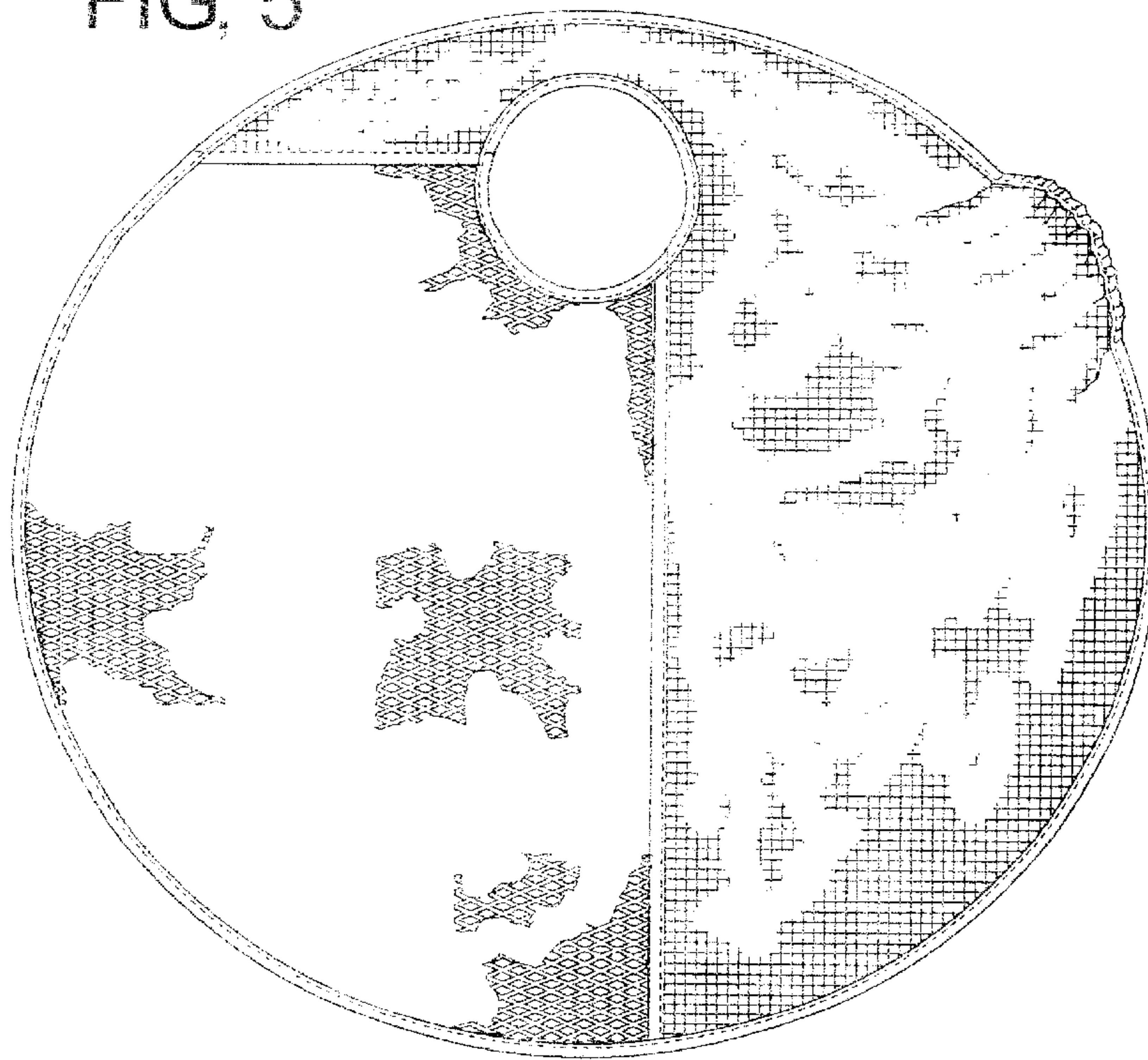


FIG. 6

