

US00D542496S

(12) **United States Design Patent**
Sabbag

(10) **Patent No.:** **US D542,496 S**

(45) **Date of Patent:** **** May 8, 2007**

(54) **ROLLING CONTAINER**

(75) Inventor: **Yosi Sabbag**, Holon (IL)

(73) Assignee: **Zag Industries Ltd.**, Rosh Ha'Ayin (IL)

(**) Term: **14 Years**

(21) Appl. No.: **29/231,324**

(22) Filed: **Jun. 3, 2005**

(51) **LOC (8) Cl.** **09-09**

(52) **U.S. Cl.** **D34/5**

(58) **Field of Classification Search** D34/1,
D34/5, 6, 7, 8, 9, 10, 11; 220/908, 368, 373,
220/374; 280/47.26; D7/391, 900
See application file for complete search history.

(56) **References Cited**

U.S. PATENT DOCUMENTS

D291,738 S	*	9/1987	Orlowski	D34/5
D291,739 S	*	9/1987	Orlowski	D34/5
D292,638 S	*	11/1987	Carville	D34/5
D313,491 S	*	1/1991	Edelhoff et al.	D34/5
D347,095 S	*	5/1994	Apps et al.	D34/5

D355,741 S	*	2/1995	Craft et al.	D34/5
D365,428 S	*	12/1995	Prout et al.	D34/5
D398,120 S	*	9/1998	Rehrig et al.	D34/5
D416,367 S	*	11/1999	Dickinson et al.	D34/5
6,371,320 B2		4/2002	Sagol		
D474,317 S	*	5/2003	Tuduri	D34/1

* cited by examiner

Primary Examiner—Cynthia E. Ramirez

(74) *Attorney, Agent, or Firm*—Pillsbury Winthrop Shaw Pittman, LLP

(57) **CLAIM**

The ornamental design for a rolling container, as shown and described.

DESCRIPTION

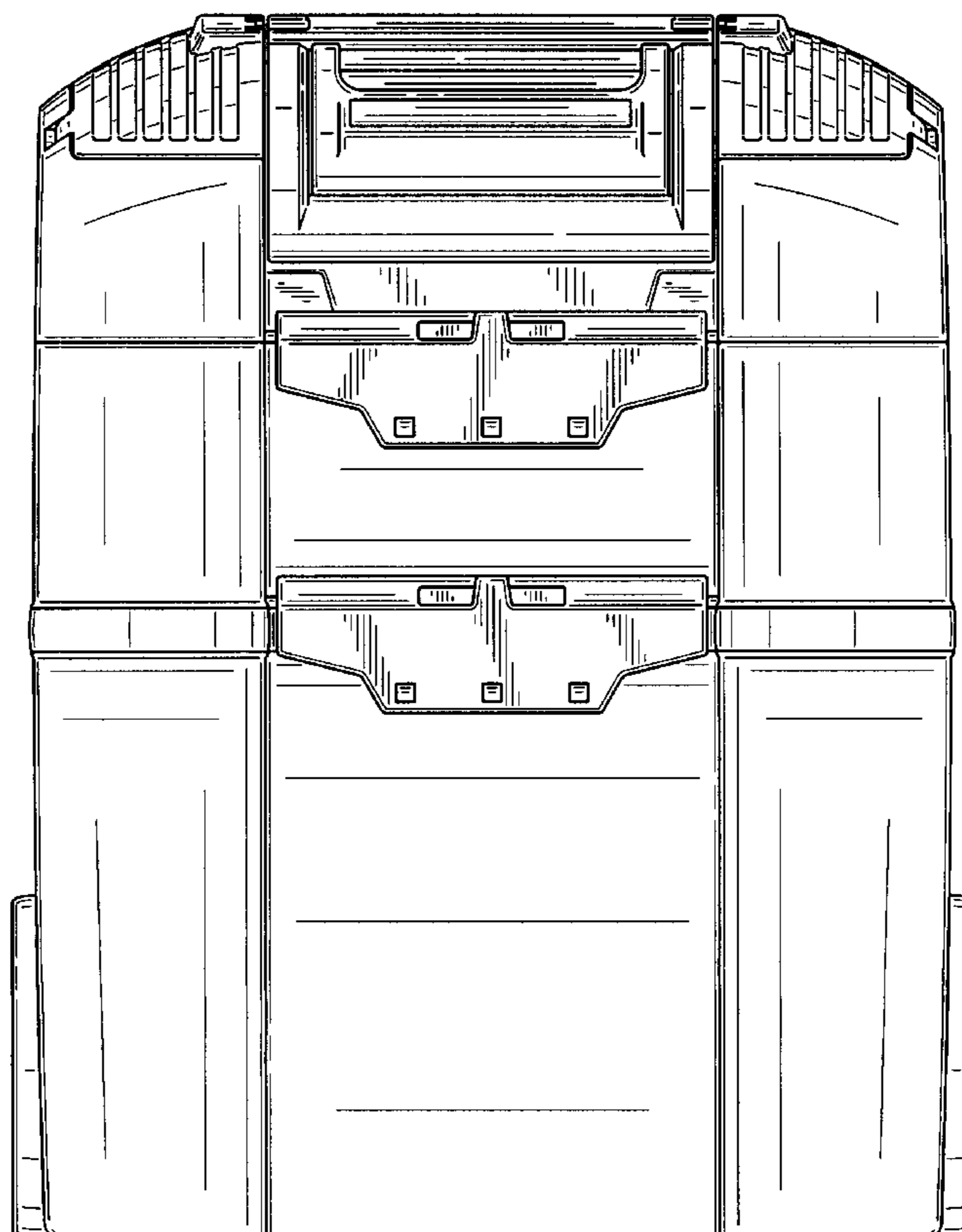
FIG. 1 is a front view of a rolling container showing my new design;

FIG. 2 is a top view thereof; and,

FIG. 3 is a left side view thereof, the right side view being a mirror image thereof.

Where included, broken lines are used to show environment only, and are not intended to be part of the claimed ornamental design.

1 Claim, 3 Drawing Sheets



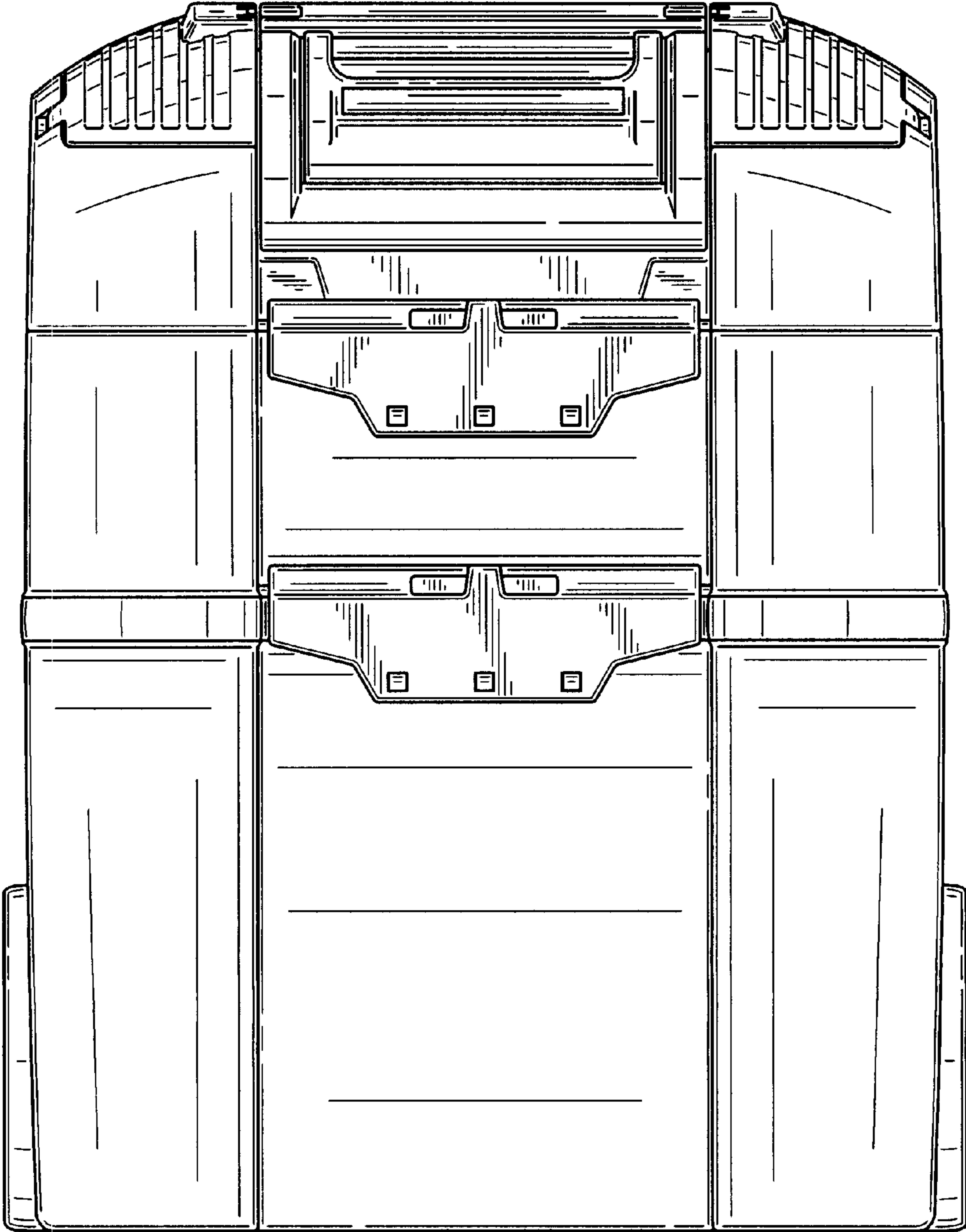


FIG. 1

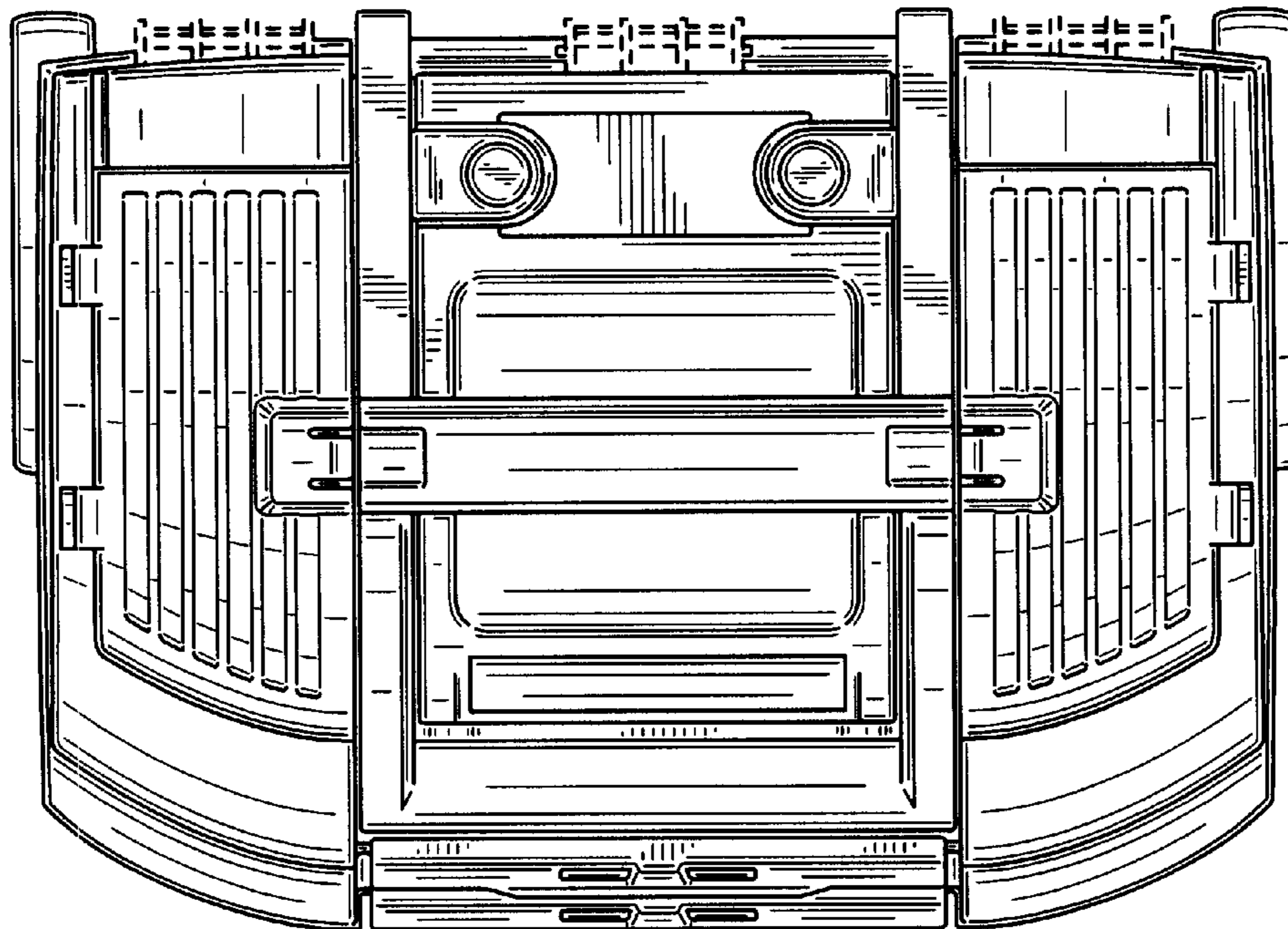


FIG. 2

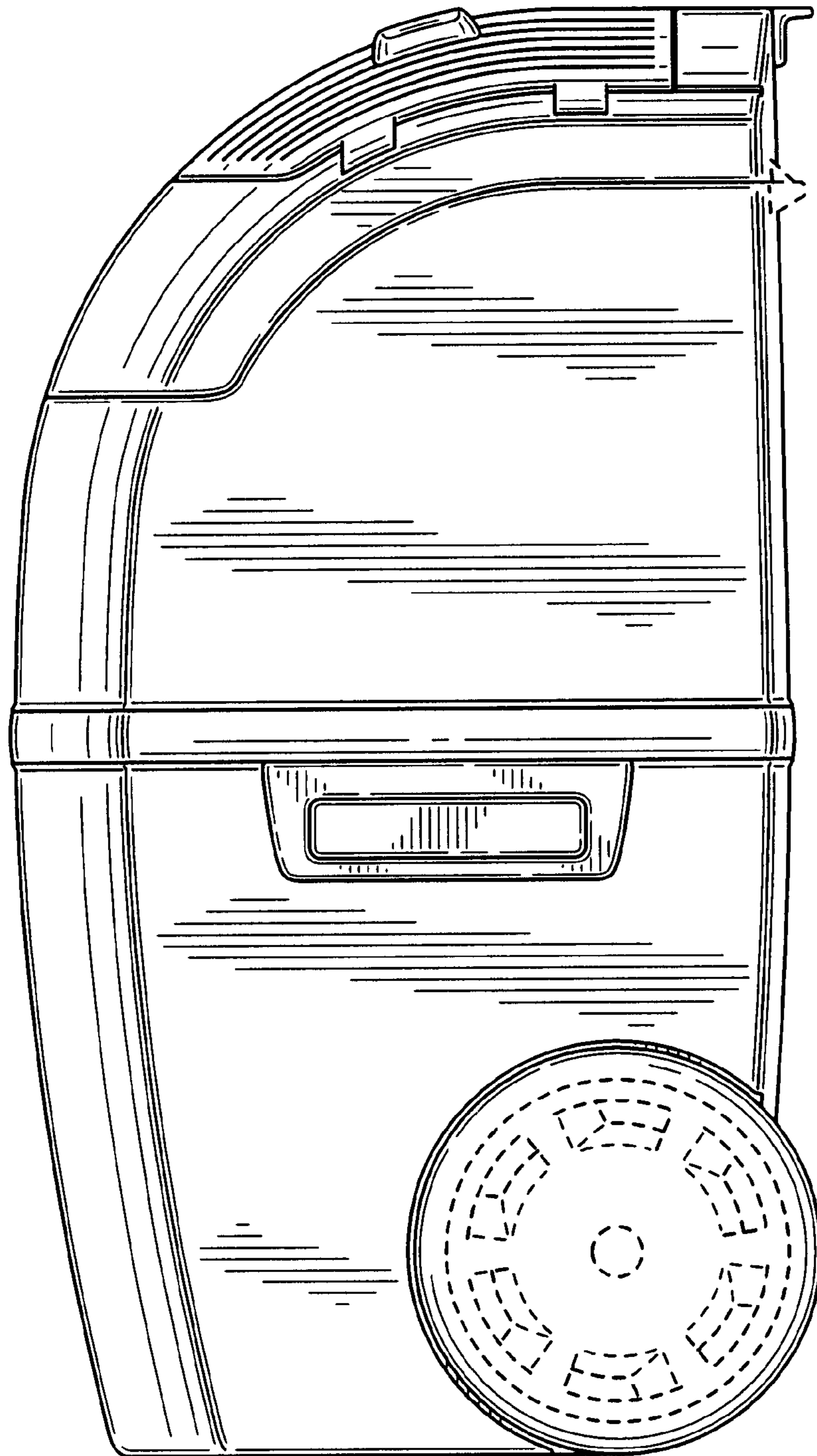


FIG. 3