



US00D542495S

(12) **United States Design Patent** (10) **Patent No.:** **US D542,495 S**
Boydston et al. (45) **Date of Patent:** **** May 8, 2007**

(54) **BOTTLE RETURN APPARATUS**
(75) Inventors: **Brent C. Boydston**, Winston-Salem, NC (US); **Douglas A. Fullerton**, Winston-Salem, NC (US); **Michael S. Gunter**, Winston-Salem, NC (US); **C. Steve Keim**, Winston-Salem, NC (US); **Robert C. Wiles**, Winston-Salem, NC (US)

5,361,913 A 11/1994 Melchionna 209/583
D355,289 S * 2/1995 Schafer D34/1
D361,039 S 8/1995 Rokus D9/531
D388,922 S * 1/1998 Peters D34/1
5,737,903 A * 4/1998 Minutillo 53/475
D402,037 S * 12/1998 Hofstad D34/38
D428,229 S * 7/2000 Olivetti D34/1
6,547,055 B2 4/2003 Coyne et al. 194/207
6,575,290 B2 6/2003 Löning et al. 198/495
6,817,462 B1 11/2004 Salda 194/208

(73) Assignee: **Primo Water Corporation**, Winston-Salem, NC (US)

(**) Term: **14 Years**

(21) Appl. No.: **29/237,873**

(22) Filed: **Sep. 8, 2005**

(51) **LOC (8) Cl.** **09-09**

(52) **U.S. Cl.** **D34/1**

(58) **Field of Classification Search** D34/1,
D34/7, 38; 194/208; 220/908; 209/583
See application file for complete search history.

(56) **References Cited**

U.S. PATENT DOCUMENTS

969,879 A * 9/1910 Karison 220/485
3,009,674 A * 11/1961 Ingvarsten 108/14
D223,956 S * 6/1972 Kenerson D34/7
4,207,973 A 6/1980 Stampleman 194/4 F
4,573,641 A 3/1986 DeWolfson et al. 241/36
4,829,428 A 5/1989 Weitzman et al. 364/401
D307,343 S * 4/1990 Lauraine et al. D34/1
D314,655 S * 2/1991 Hosmer D3/304
5,042,634 A 8/1991 Gulmini 194/209
D324,593 S * 3/1992 Kouwenhoven D34/1
5,121,778 A 6/1992 Baker et al. 141/319
5,161,661 A 11/1992 Hammond 194/209
5,222,531 A 6/1993 Baker et al. 141/18
5,289,855 A 3/1994 Baker et al. 141/18
5,295,519 A 3/1994 Baker et al. 141/18
D349,997 S * 8/1994 Ullmann D34/1

OTHER PUBLICATIONS

Post Office Box.
Night Deposit Box.
Excerpts from Registration Statement of Blue Rhino Corporation.

* cited by examiner

Primary Examiner—Cynthia E. Ramirez
(74) *Attorney, Agent, or Firm*—Kennedy Covington Lobdell & Hickman, LLP

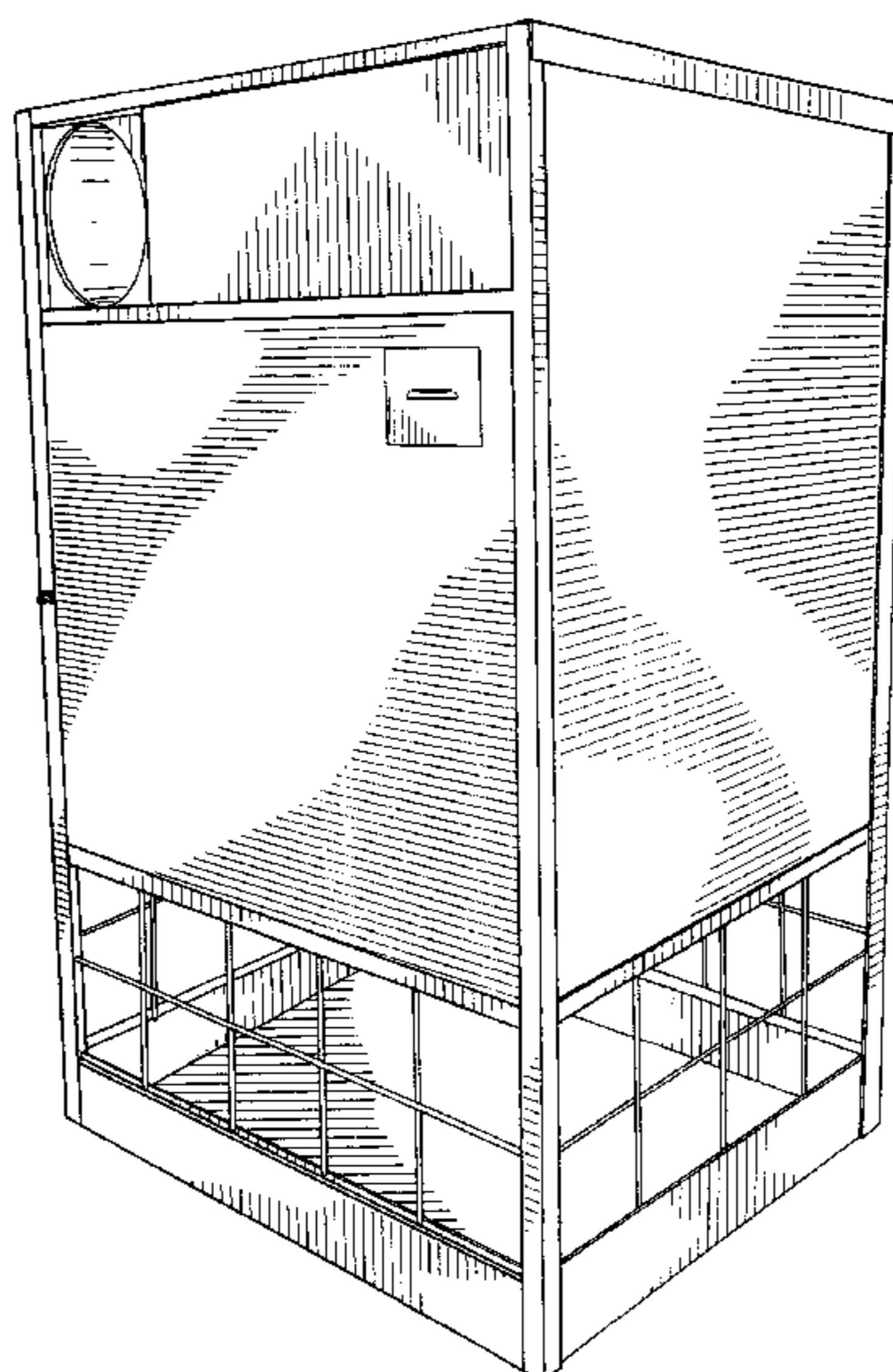
(57) **CLAIM**

The ornamental design for bottle return apparatus, as shown and described.

DESCRIPTION

FIG. 1 is a perspective view of a bottle return apparatus showing our new design;
FIG. 2 is a front elevational view of the bottle return apparatus of FIG. 1;
FIG. 3 is a rear elevational view of the bottle return apparatus of FIG. 1;
FIG. 4 is a right side elevational view of the bottle return apparatus of FIG. 1;
FIG. 5 is a left side elevational view of the bottle return apparatus of FIG. 1; and,
FIG. 6 is a top plan view of the bottle return apparatus of FIG. 1.

1 Claim, 6 Drawing Sheets



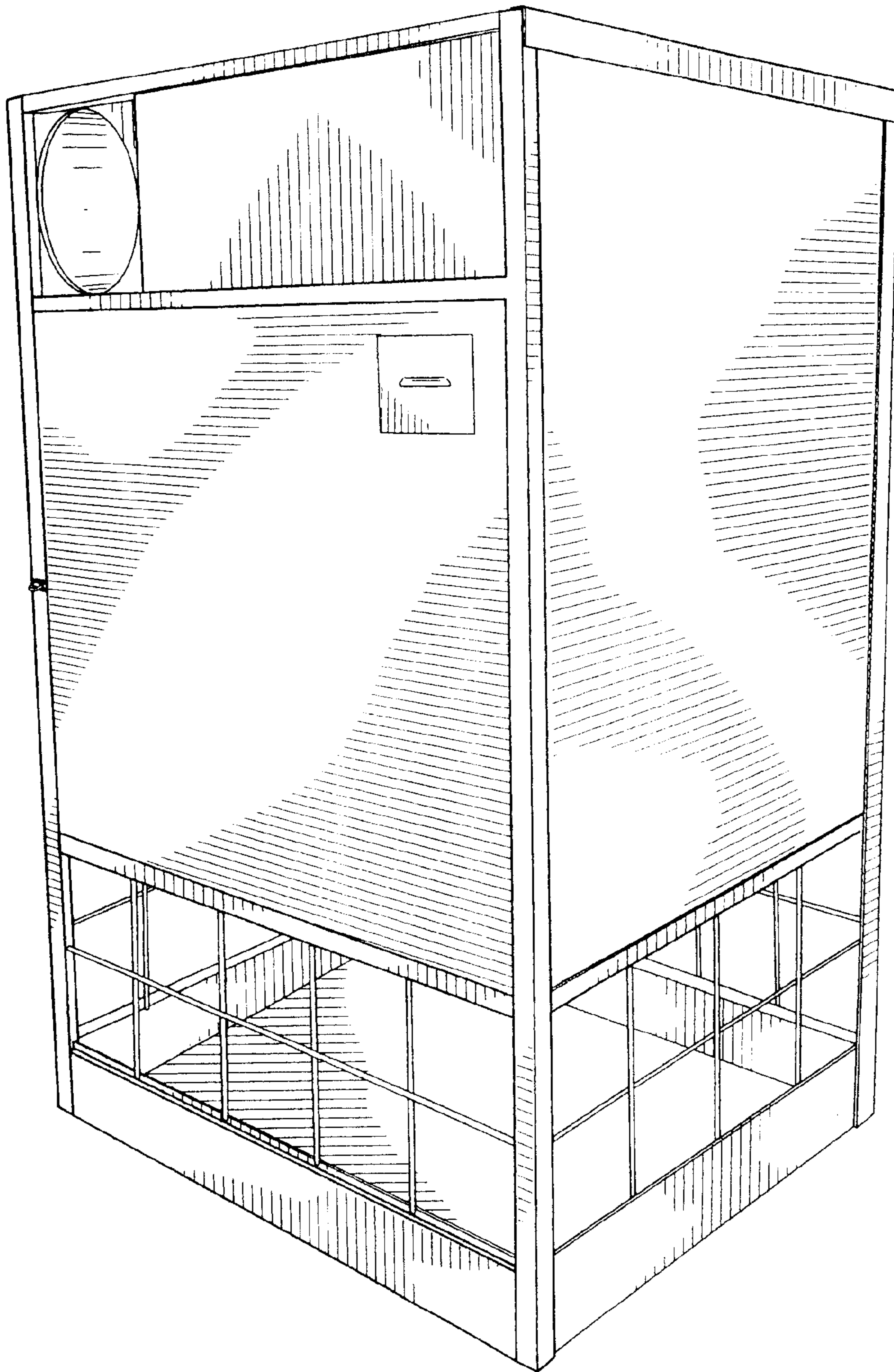


FIG. 1

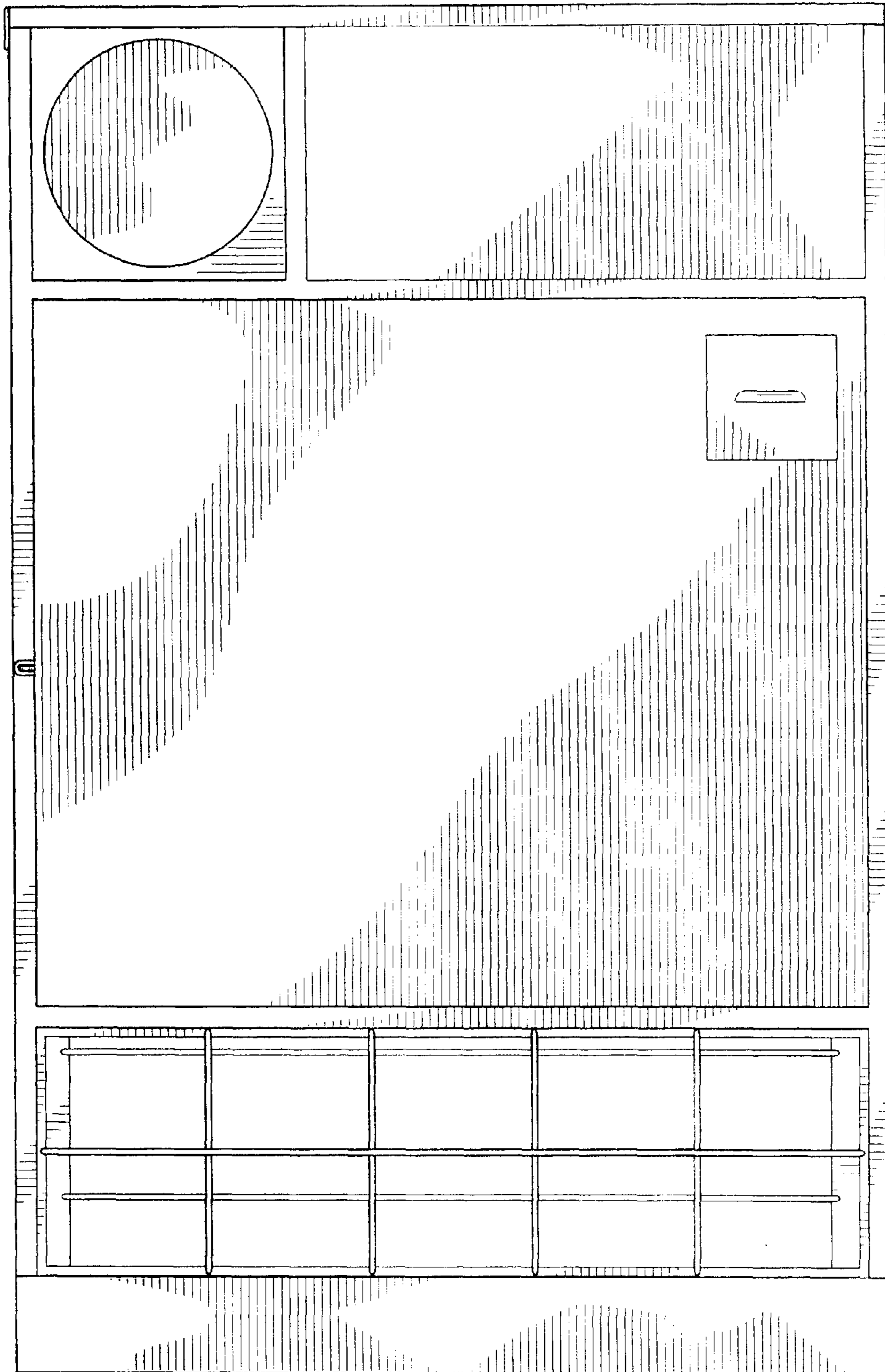


FIG. 2

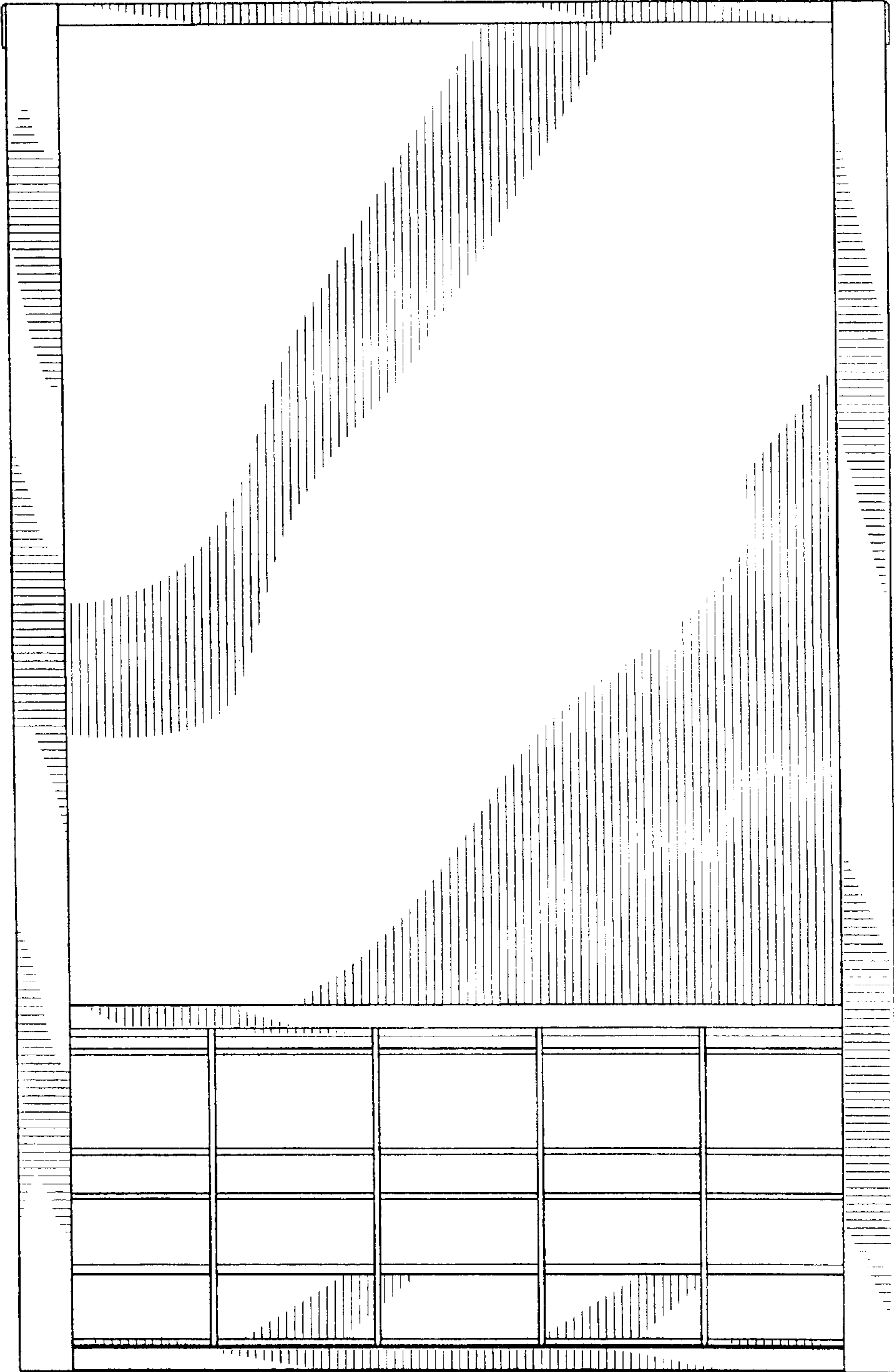


FIG. 3

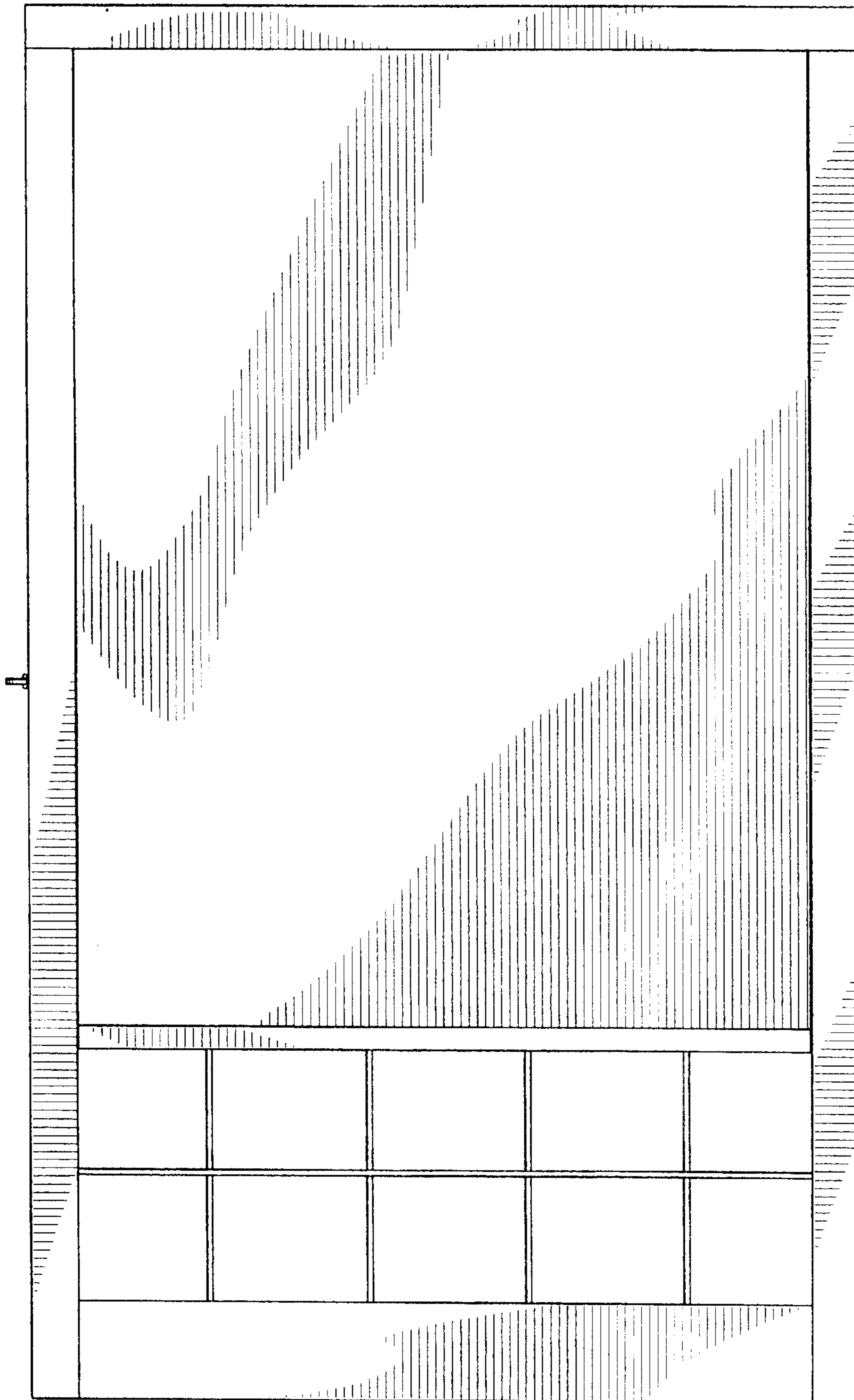


FIG. 4

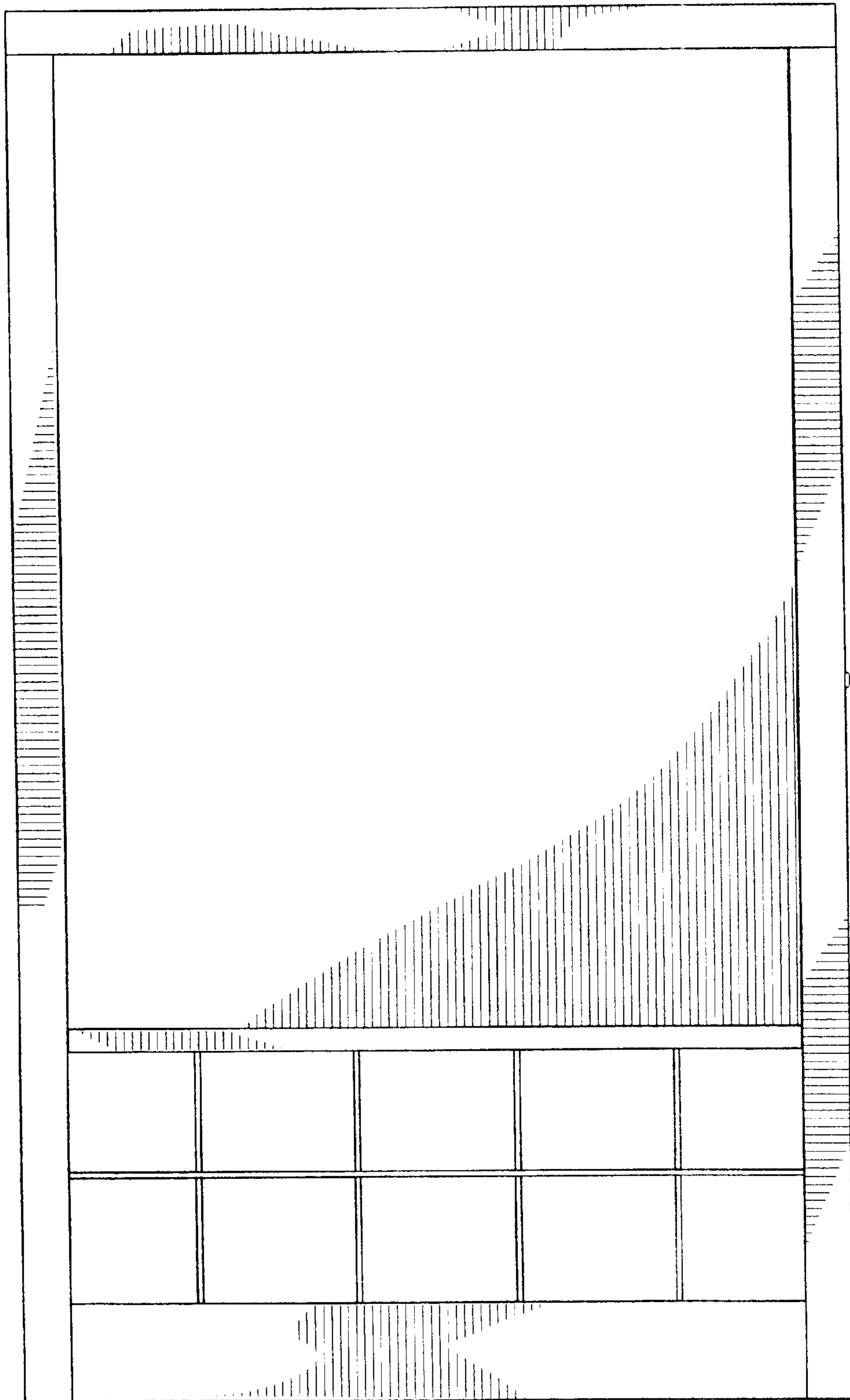


FIG. 5




FIG. 6