



US00D542487S

(12) **United States Design Patent**
Jun

(10) **Patent No.:** **US D542,487 S**
(45) **Date of Patent:** **** May 8, 2007**

(54) **WASHING MACHINE**

D526,453 S * 8/2006 Jun D32/6
D527,150 S * 8/2006 Jun D32/6

(75) Inventor: **Jeong June Jun**, Gyeonggi-Do (KR)

* cited by examiner

(73) Assignee: **Samsung Electronics, Co., Ltd.** (KR)

Primary Examiner—Louis S. Zarfes

(**) Term: **14 Years**

Assistant Examiner—Kathleen Sims

(21) Appl. No.: **29/256,870**

(74) *Attorney, Agent, or Firm*—Irving Keschner

(22) Filed: **Mar. 27, 2006**

(57) **CLAIM**

(30) **Foreign Application Priority Data**

The ornamental design for washing machine, as shown.

Nov. 28, 2005 (KR) 30-2005-0040012

DESCRIPTION

(51) **LOC (8) Cl.** **15-05**

FIG. 1 is a perspective view of the ornamental design of the present invention;

(52) **U.S. Cl.** **D32/6**

FIG. 2 is a front elevational view of the ornamental design of the present invention;

(58) **Field of Classification Search** D32/1,
D32/5-10, 25, 28; 68/3 R, 5 R, 12.01; 34/523-524;
312/31

FIG. 3 is a rear elevational view of the ornamental design of the present invention;

See application file for complete search history.

FIG. 4 is a left side elevational view of the ornamental design of the present invention;

(56) **References Cited**

FIG. 5 is a right side elevational view of the ornamental design of the present invention;

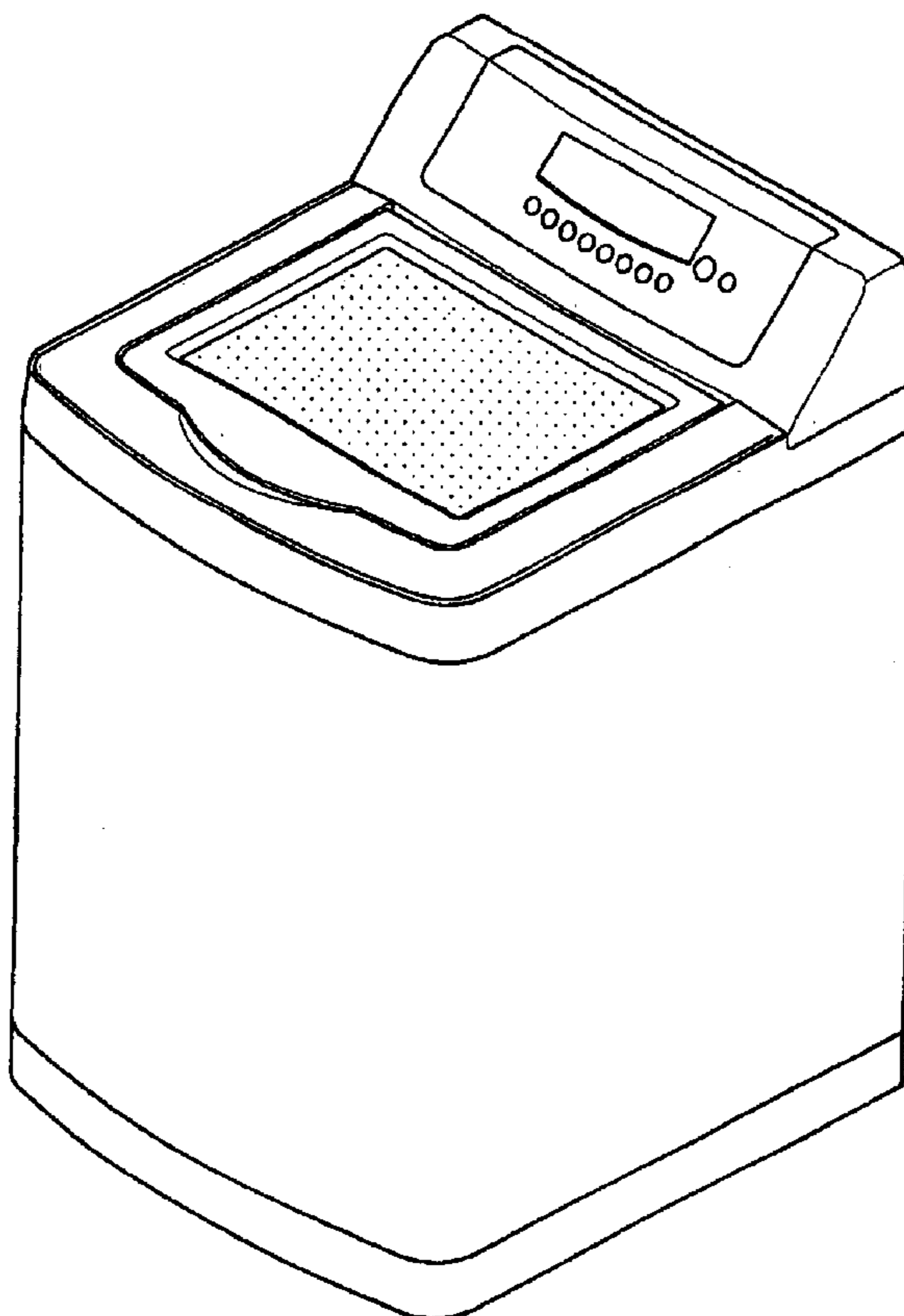
U.S. PATENT DOCUMENTS

D446,891 S * 8/2001 Kim D32/6
D490,946 S * 6/2004 Suh et al. D32/6
D491,324 S * 6/2004 Kim et al. D32/6
D524,000 S * 6/2006 Kim et al. D32/6
D524,494 S * 7/2006 Kim et al. D32/9

FIG. 6 is a top plan view of the ornamental design of the present invention; and,

FIG. 7 is a bottom view of the ornamental design of the present invention.

1 Claim, 6 Drawing Sheets



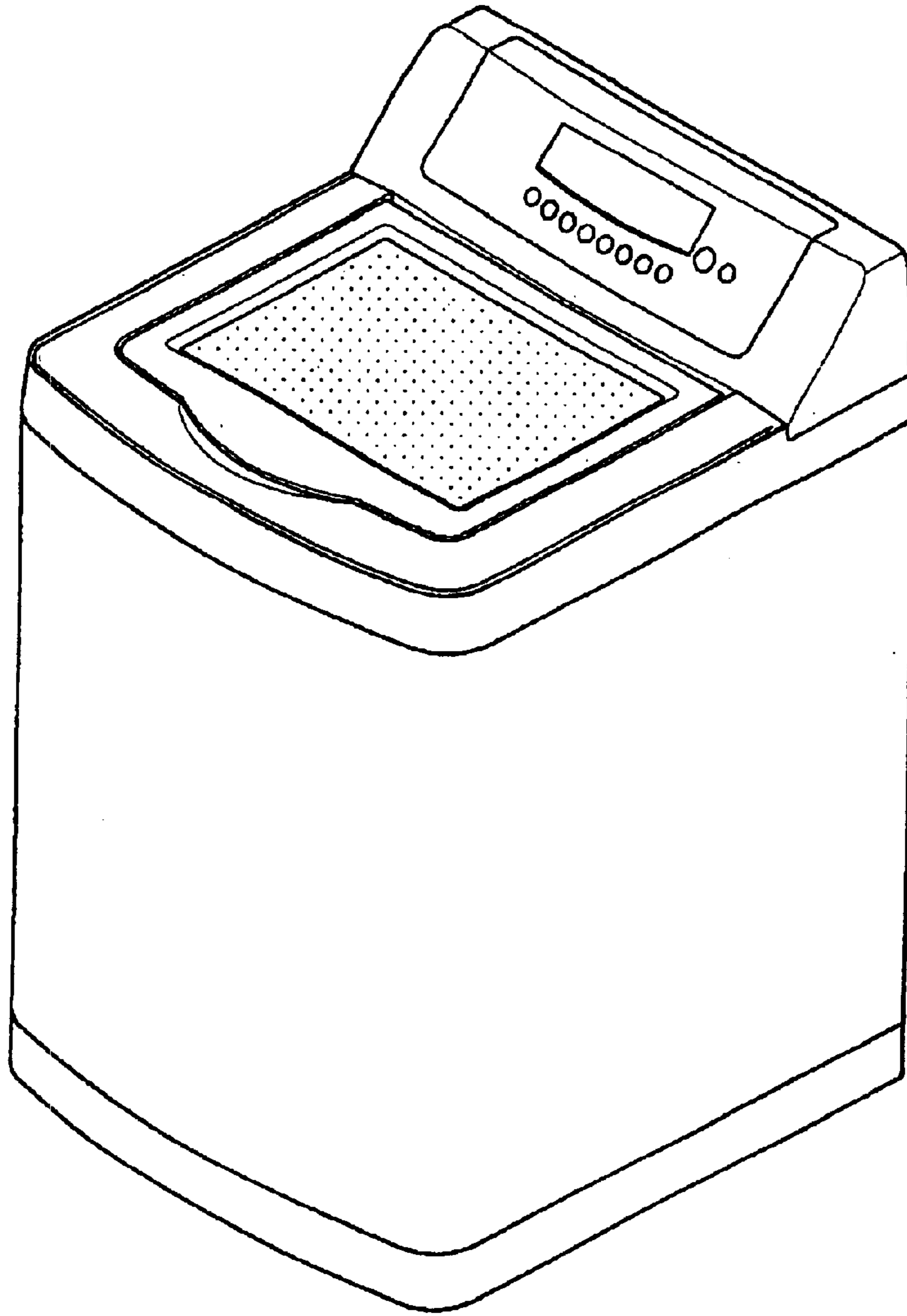


FIG. 1




FIG. 2

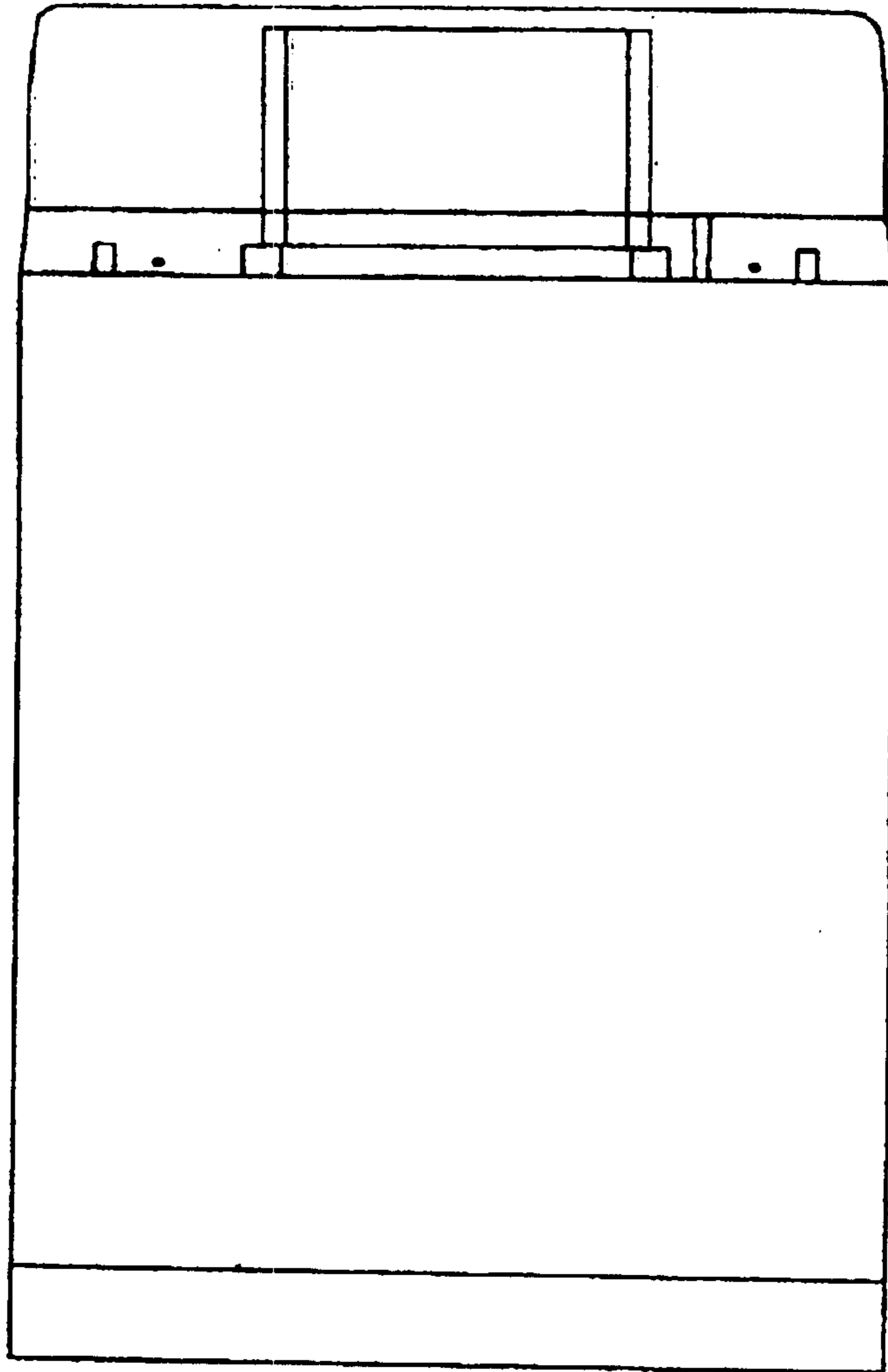


FIG. 3




FIG. 4




FIG. 5

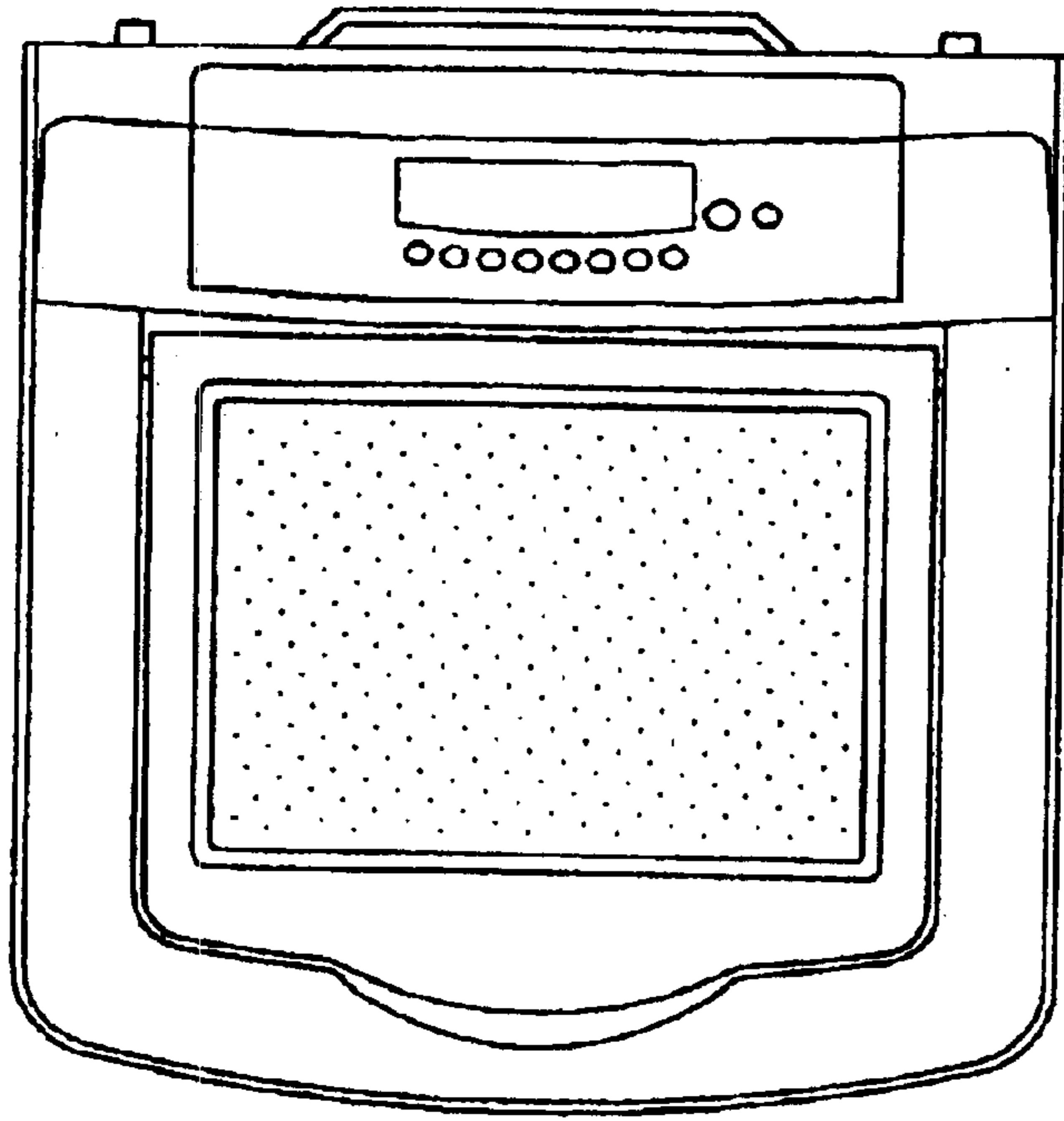


FIG. 6




FIG. 7