

US00D542472S

(12) **United States Design Patent**
Sakurai

(10) **Patent No.:** **US D542,472 S**

(45) **Date of Patent:** **** May 8, 2007**

(54) **SAFETY RAZOR**

D503,495 S 3/2005 Maeda
D506,034 S 6/2005 Cornelissen

(75) Inventor: **Hiroyuki Sakurai, Seki (JP)**

FOREIGN PATENT DOCUMENTS

(73) Assignee: **Kai R&D Center Co., Ltd., Gifu-ken (JP)**

JP	150158	12/1959
JP	278478	2/1968
JP	503045	5/1979
JP	817683	9/1991
JP	906007	9/1994
JP	937892	10/1995
JP	1023594	10/1998

(**) Term: **14 Years**

(21) Appl. No.: **29/262,877**

(22) Filed: **Jul. 13, 2006**

(30) **Foreign Application Priority Data**

Feb. 17, 2006 (JP) 2006-003699

* cited by examiner

Primary Examiner—Jennifer Rivard

(74) *Attorney, Agent, or Firm*—Posz Law Group, PLC

(51) **LOC (8) Cl.** **28-03**

(57) **CLAIM**

(52) **U.S. Cl.** **D28/48**

The ornamental design for a safety razor, as shown and described.

(58) **Field of Classification Search** 30/30,
30/32, 34.05, 34.2, 41, 44, 47–51, 57, 526–528,
30/532; D28/44, 44.1, 45–48

DESCRIPTION

See application file for complete search history.

FIG. 1 is a perspective view of a safety razor showing my new design;

FIG. 2 is a front view thereof;

FIG. 3 is a rear view thereof;

FIG. 4 is a top plan view thereof;

FIG. 5 is a bottom plan view thereof; and,

FIG. 6 is a right side elevational view thereof, the left side elevational view being a mirror image of FIG. 6.

The broken lines in FIGS. 1 through 6 are shown for illustrative purposes only and form no part of the claimed design.

(56) **References Cited**

U.S. PATENT DOCUMENTS

D221,203 S	*	7/1971	Glaberson	D28/46
D241,080 S	*	8/1976	Poisson	D28/48
D327,139 S		6/1992	Tilley et al.		
D346,461 S		4/1994	Reno		
D437,661 S		2/2001	Pinchuk		
D446,884 S	*	8/2001	Kohring et al.	D28/48
D490,568 S		5/2004	Leventhal et al.		
D500,389 S		12/2004	Mitchell et al.		
D502,291 S		2/2005	King		

1 Claim, 3 Drawing Sheets

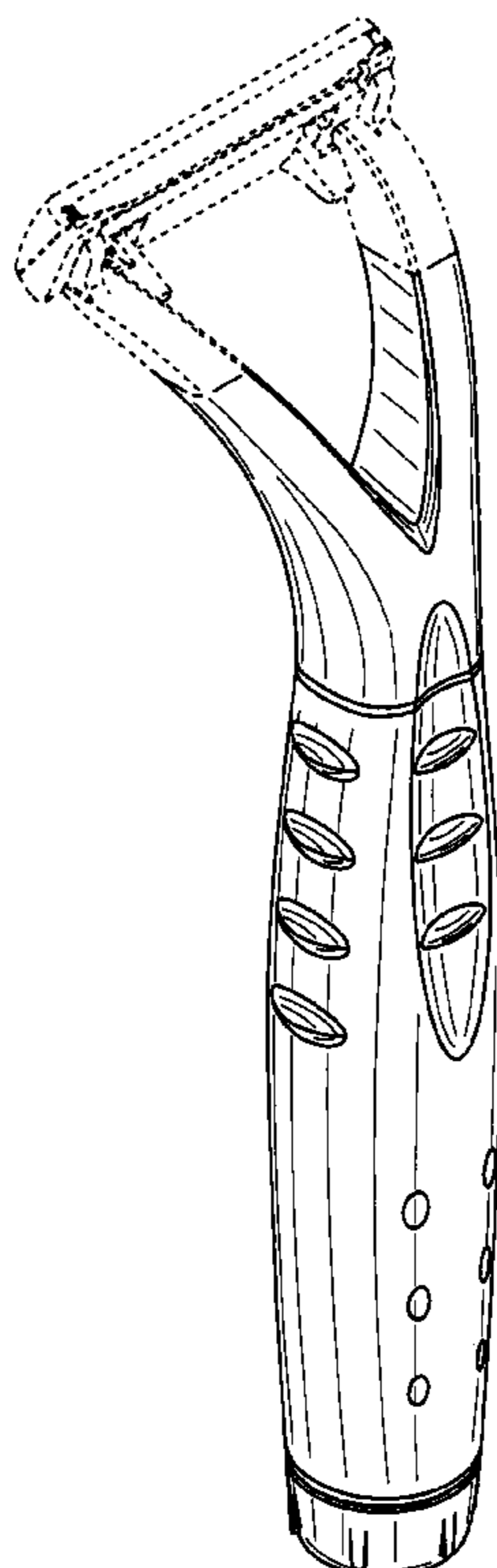


FIG. 1

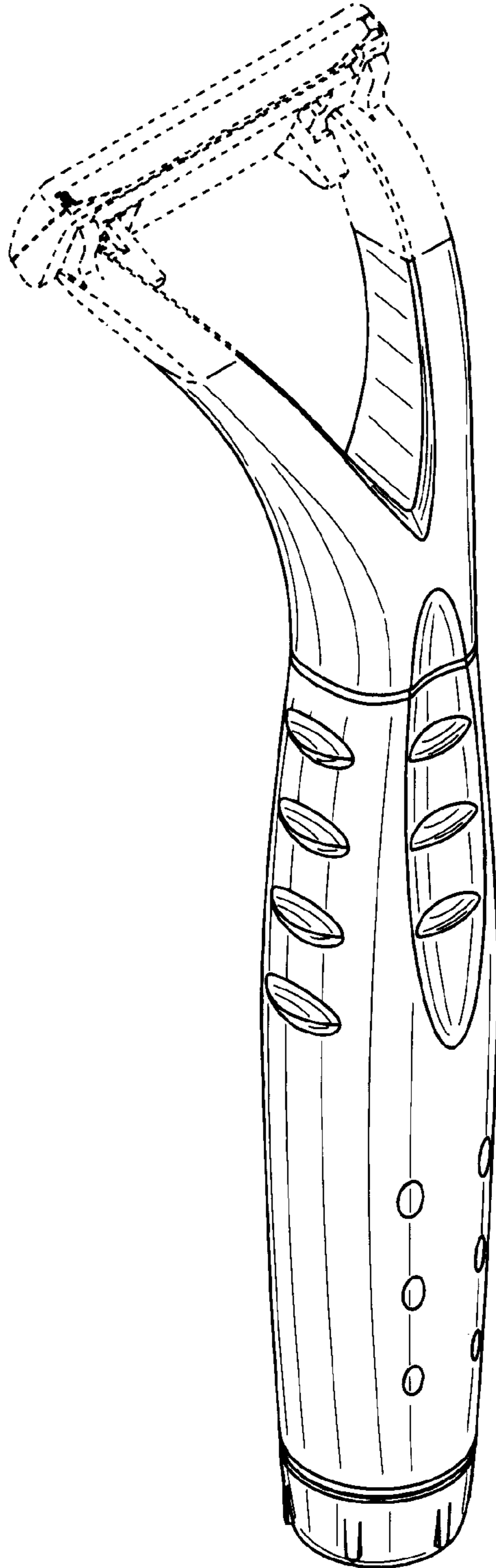


FIG. 2

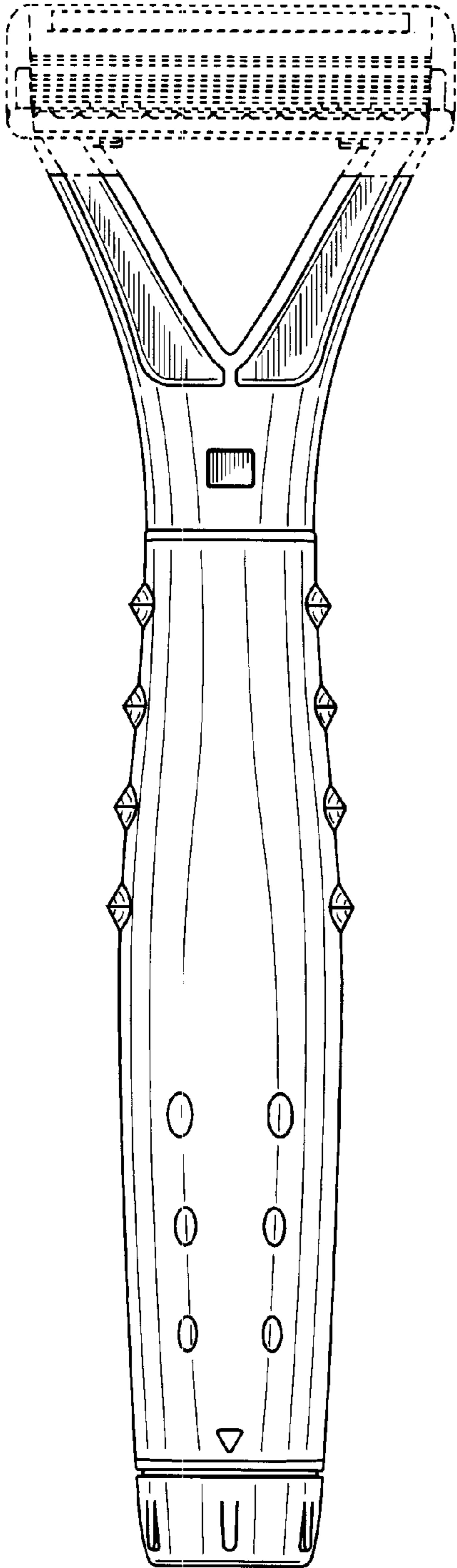


FIG. 3

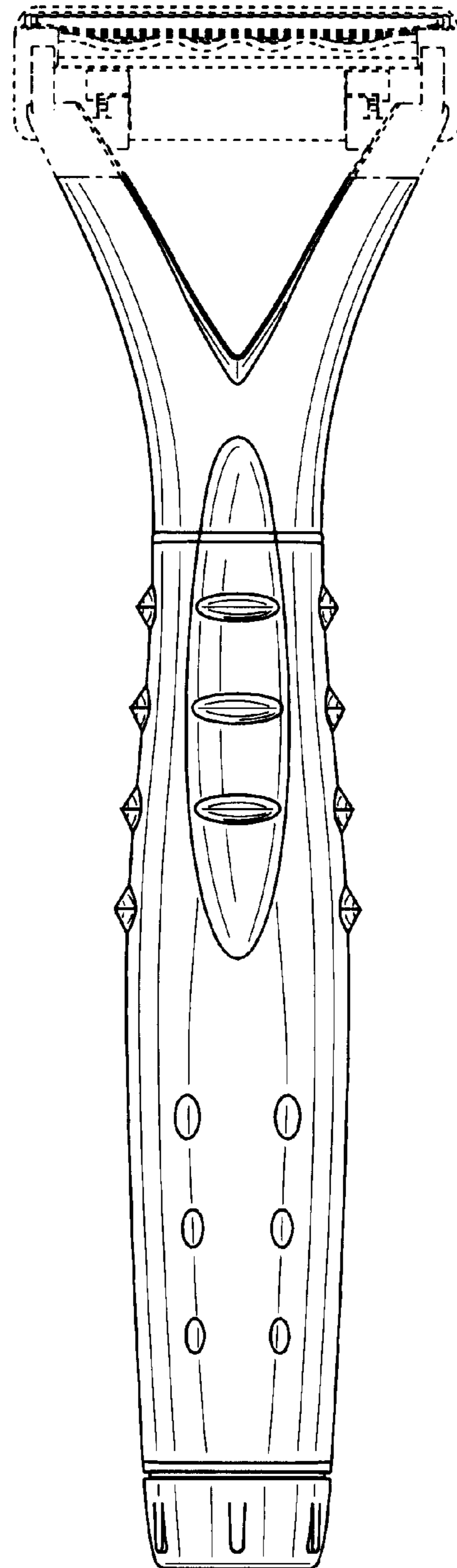


FIG. 4

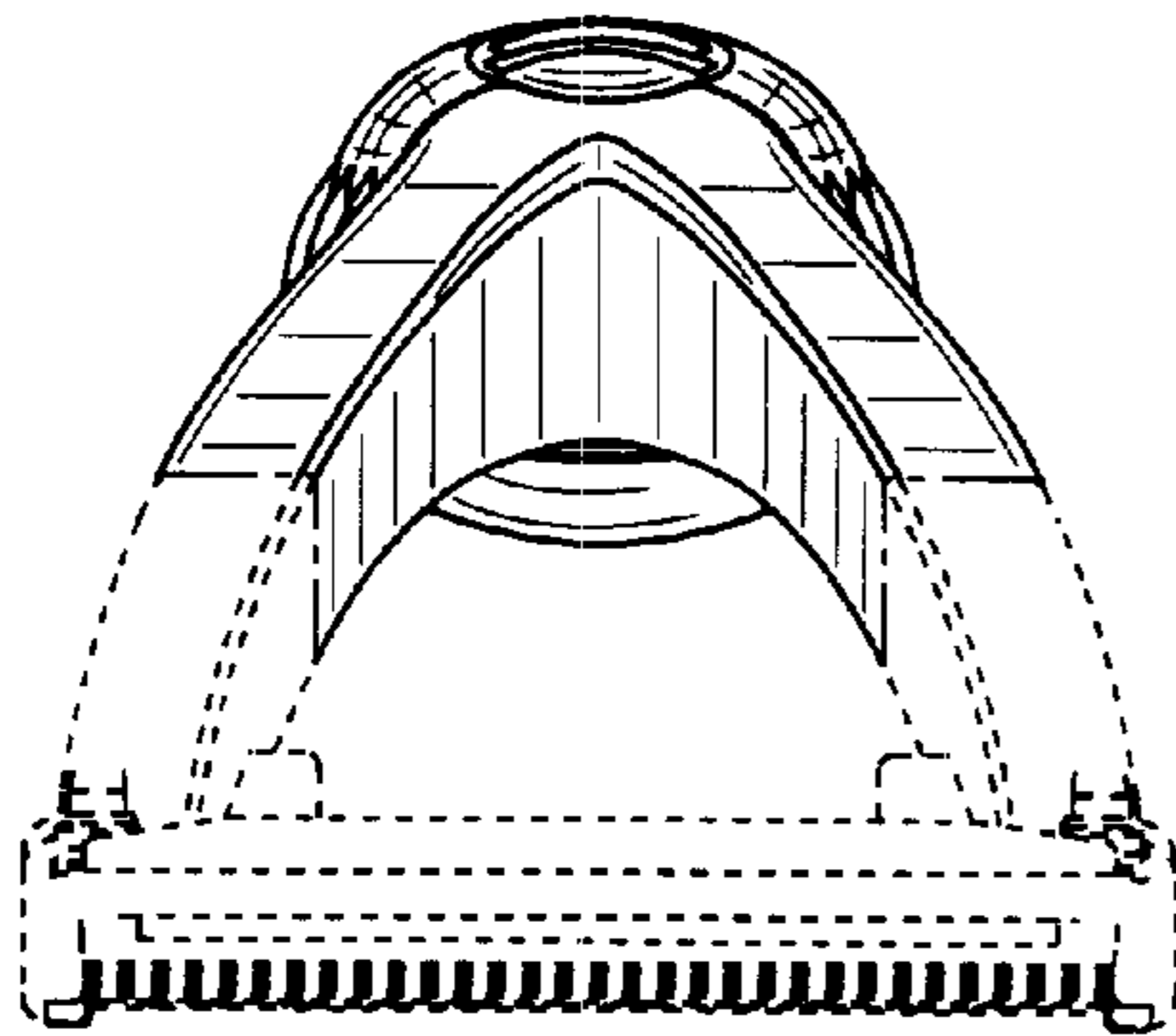


FIG. 5

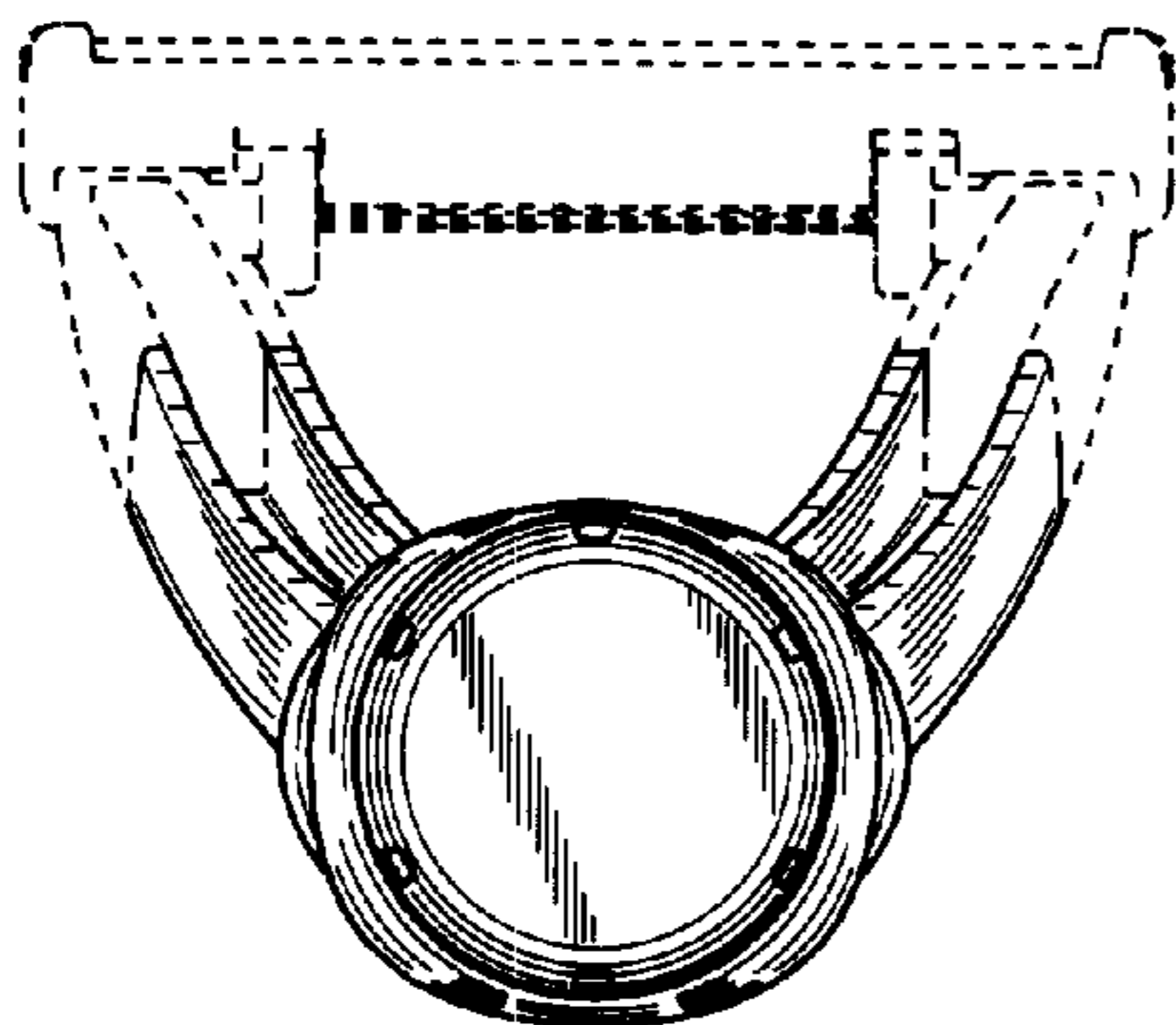


FIG. 6

