

US00D542444S

(12) **United States Design Patent**
Rogers et al.

(10) **Patent No.:** **US D542,444 S**

(45) **Date of Patent:** **** May 8, 2007**

(54) **VEHICLE LIGHT AND LENS**

(75) Inventors: **Thomas W. Rogers**, Marshall, MI (US); **Steven D. Searles**, Marshall, MI (US)

(73) Assignee: **Cequent Electrical Products**, Tekonsha, MI (US)

(**) Term: **14 Years**

(21) Appl. No.: **29/262,451**

(22) Filed: **Jun. 30, 2006**

(51) **LOC (8) Cl.** **26-06**

(52) **U.S. Cl.** **D26/28**

(58) **Field of Classification Search** D26/28-36;
362/459-468, 475-478, 485-487
See application file for complete search history.

(56) **References Cited**

U.S. PATENT DOCUMENTS

D413,687 S	9/1999	Darby	
D417,298 S	11/1999	Paffrath et al.	
D470,970 S	2/2003	Huang	
D474,303 S	5/2003	Huang	
D474,599 S	5/2003	Shamoon	
D495,821 S	9/2004	Huang	
D507,670 S	* 7/2005	Huang	D26/28
D510,635 S	* 10/2005	Rogers et al.	D26/28
D511,584 S	* 11/2005	Lin	D26/28
D513,709 S	* 1/2006	Coward	D10/120
D517,706 S	* 3/2006	Itaya et al.	D26/28

OTHER PUBLICATIONS

Bargman Catalog, 2005; Cequent Product Nos.: 30-423025, 30-423075, 30-271574 and 30-271575; pp. 3 and 8; 30-3521 and 30-3571, p. 6, prior to Jun. 30, 2006.

Fulton Performance Products Wesbar Catalog, 1997, Cequent Product Nos. 3631, 3632, 3633, 3635 and 3636.

* cited by examiner

Primary Examiner—Marcus A. Jackson

(74) *Attorney, Agent, or Firm*—McDonald Hopkins LLC; Robert H. Earp, III; David J. Smith

(57) **CLAIM**

The ornamental design for a vehicle light and lens, as shown and described.

DESCRIPTION

FIG. 1 is a perspective view of an embodiment of a vehicle light and lens showing our new design from the top, front, and left side thereof;

FIG. 2 is a top plan view thereof;

FIG. 3 is a rear view thereof;

FIG. 4 is a left side view thereof;

FIG. 5 is a right side view thereof;

FIG. 6 is a front view thereof; and

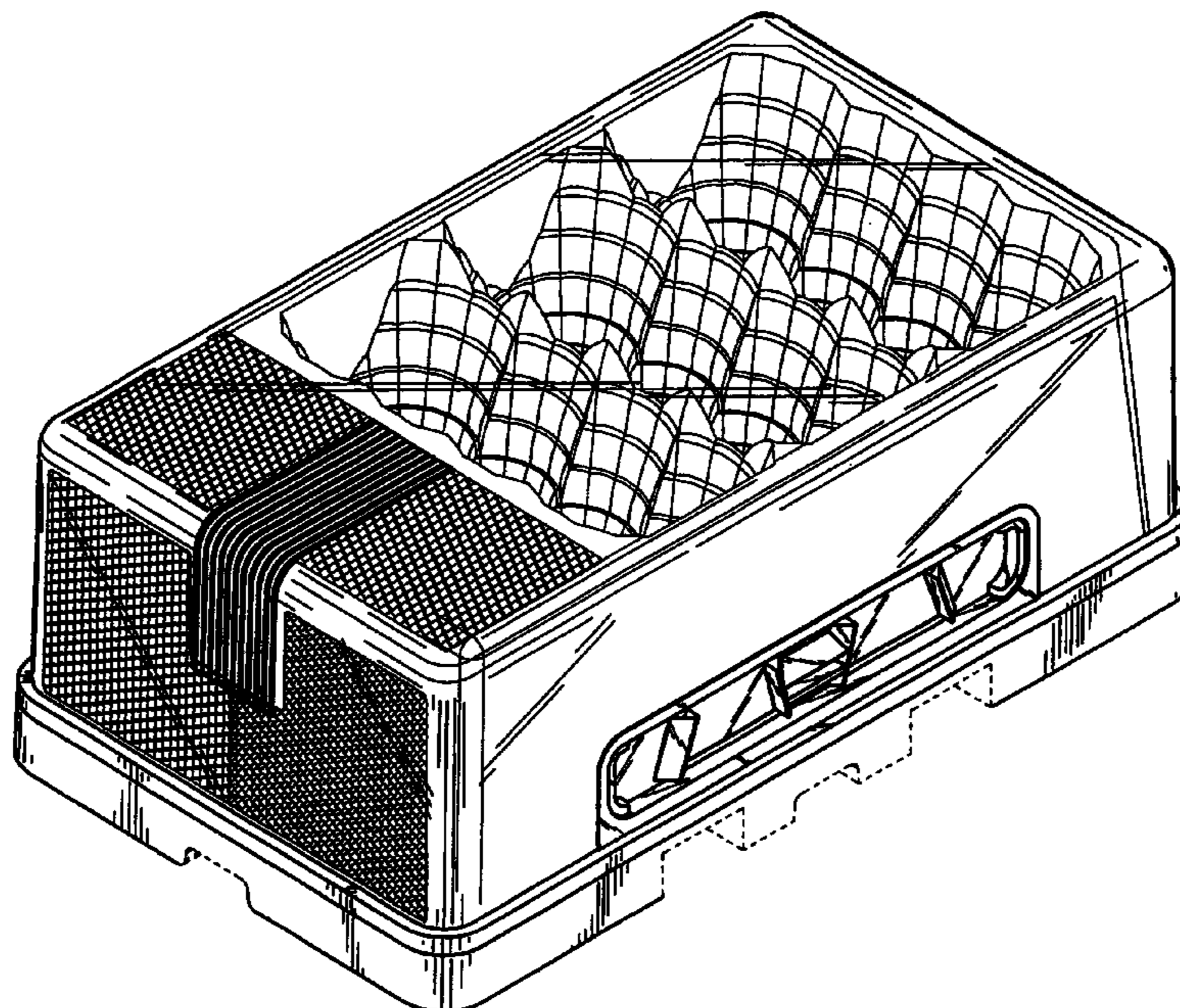
FIG. 7 is a rear view thereof; and,

FIG. 8 is a perspective view of a second embodiment of a vehicle light and lens showing our new design from the top, front and left side thereof.

The second embodiment differs from the first embodiment only in that the second embodiment does not have a license plate lens as best shown in FIG. 4. The other views of the second embodiment are identical to FIGS. 2, 3, and 5-7.

The broken lines in FIGS. 1, 4, 5 and 8 are used for illustrative purposes only and form no part of the claimed design.

1 Claim, 6 Drawing Sheets



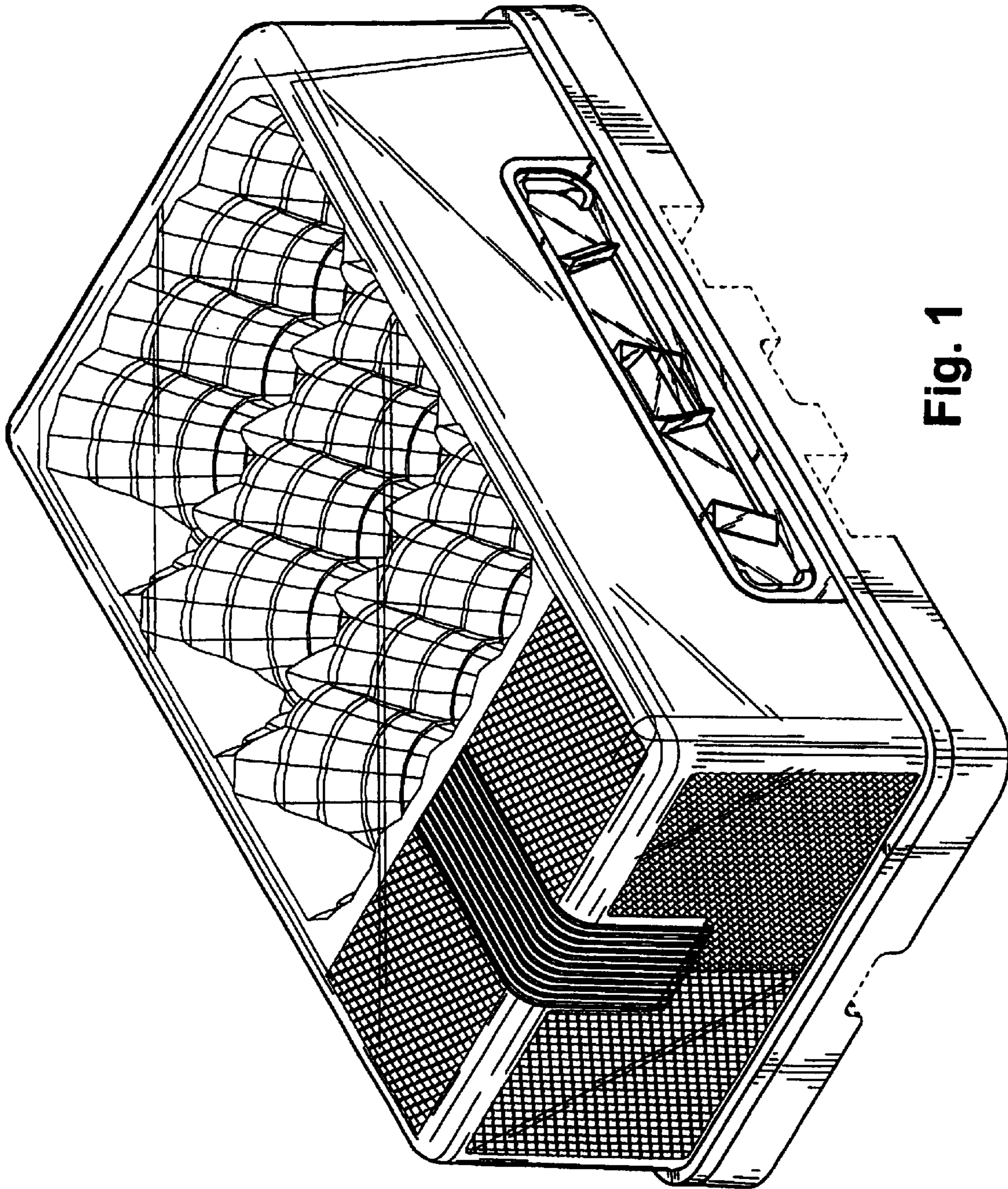


Fig. 1




Fig. 2




Fig. 3

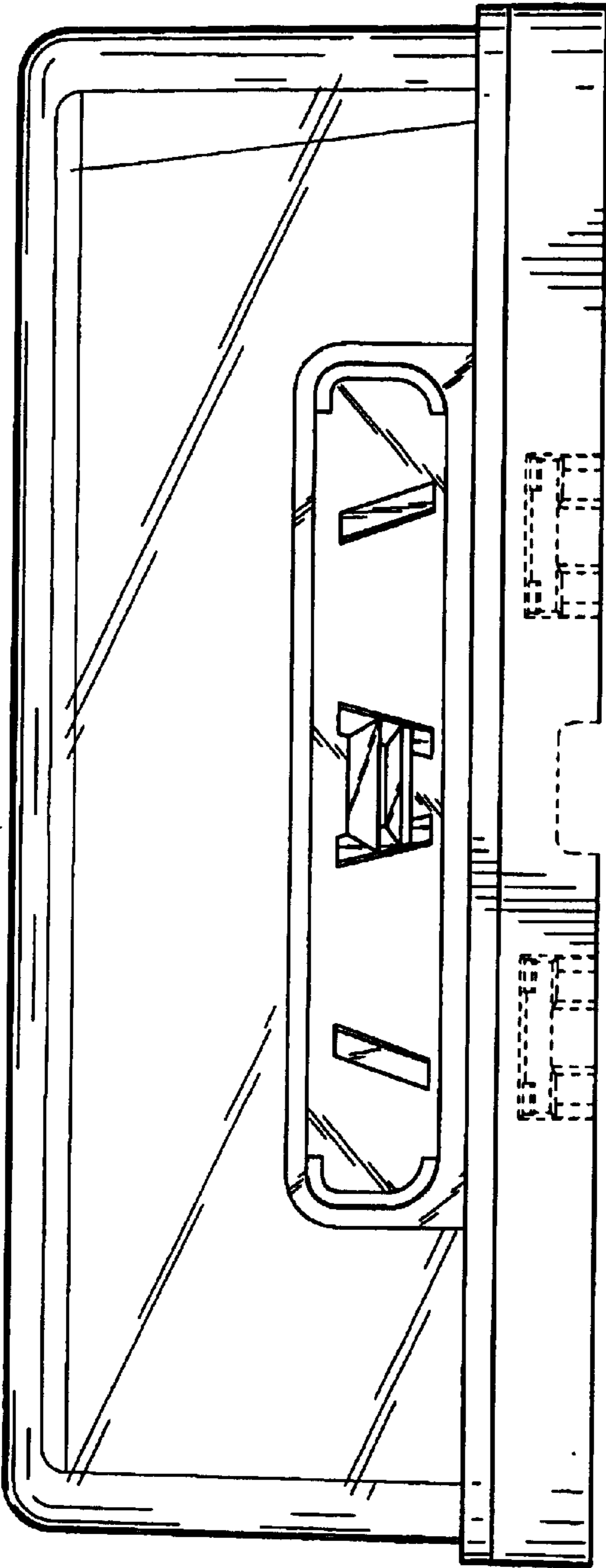


Fig. 4

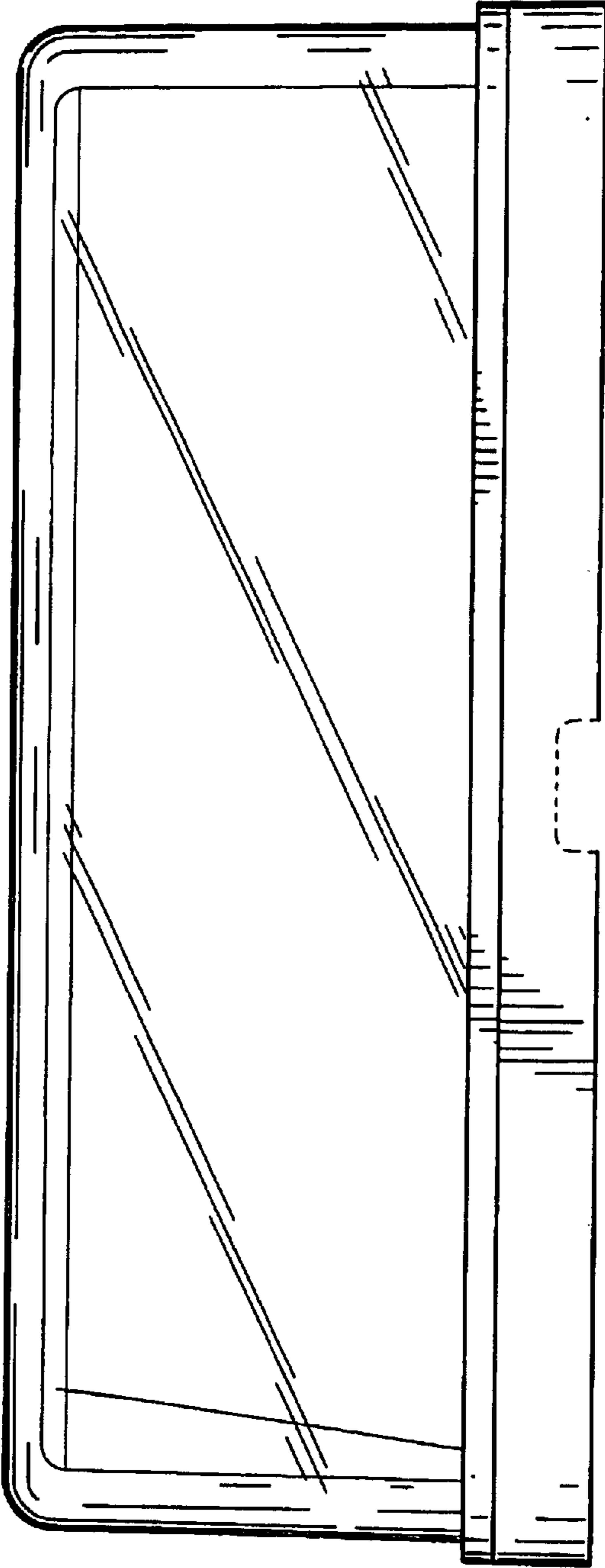


Fig. 5

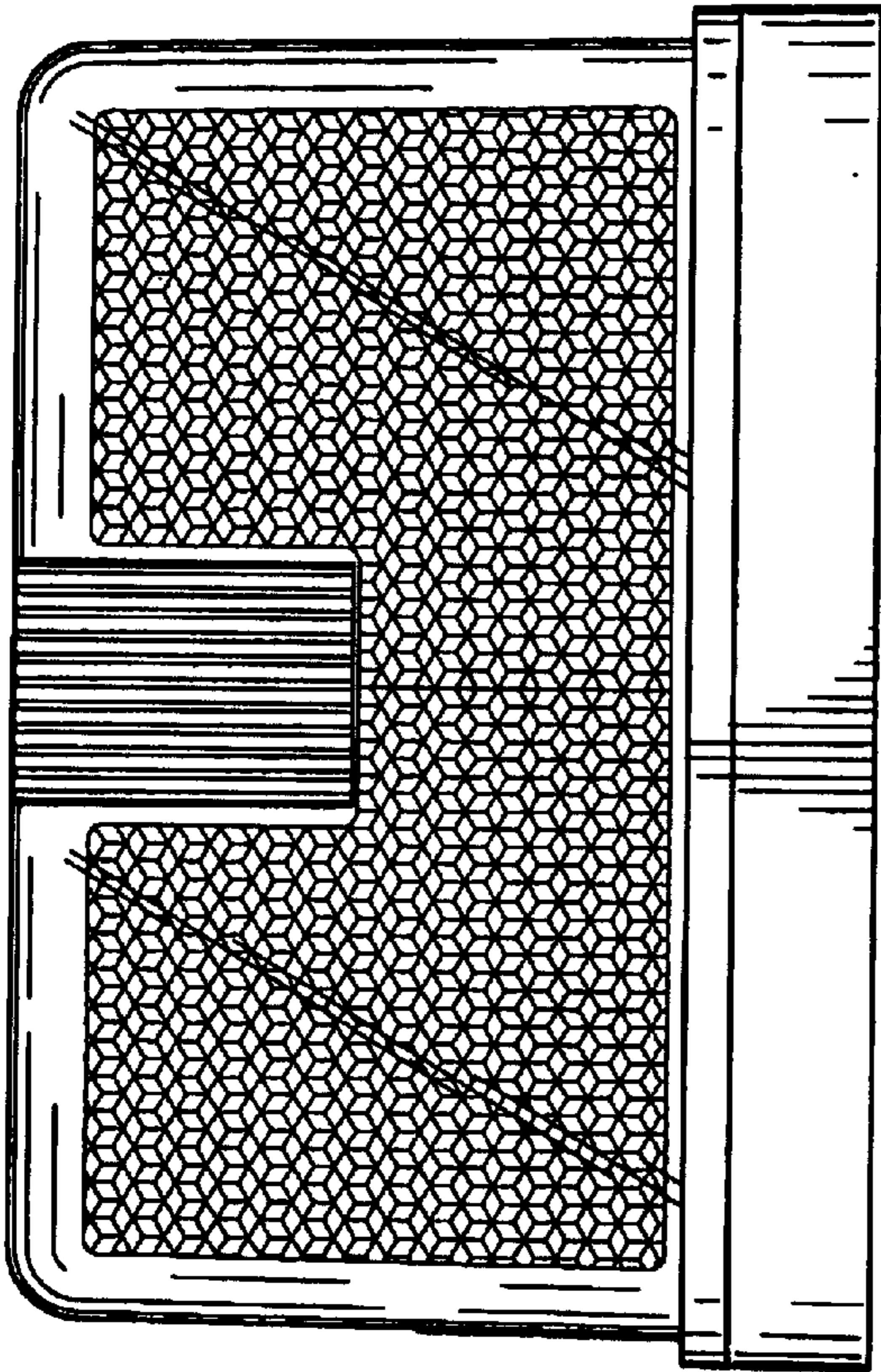


Fig. 6




Fig. 7

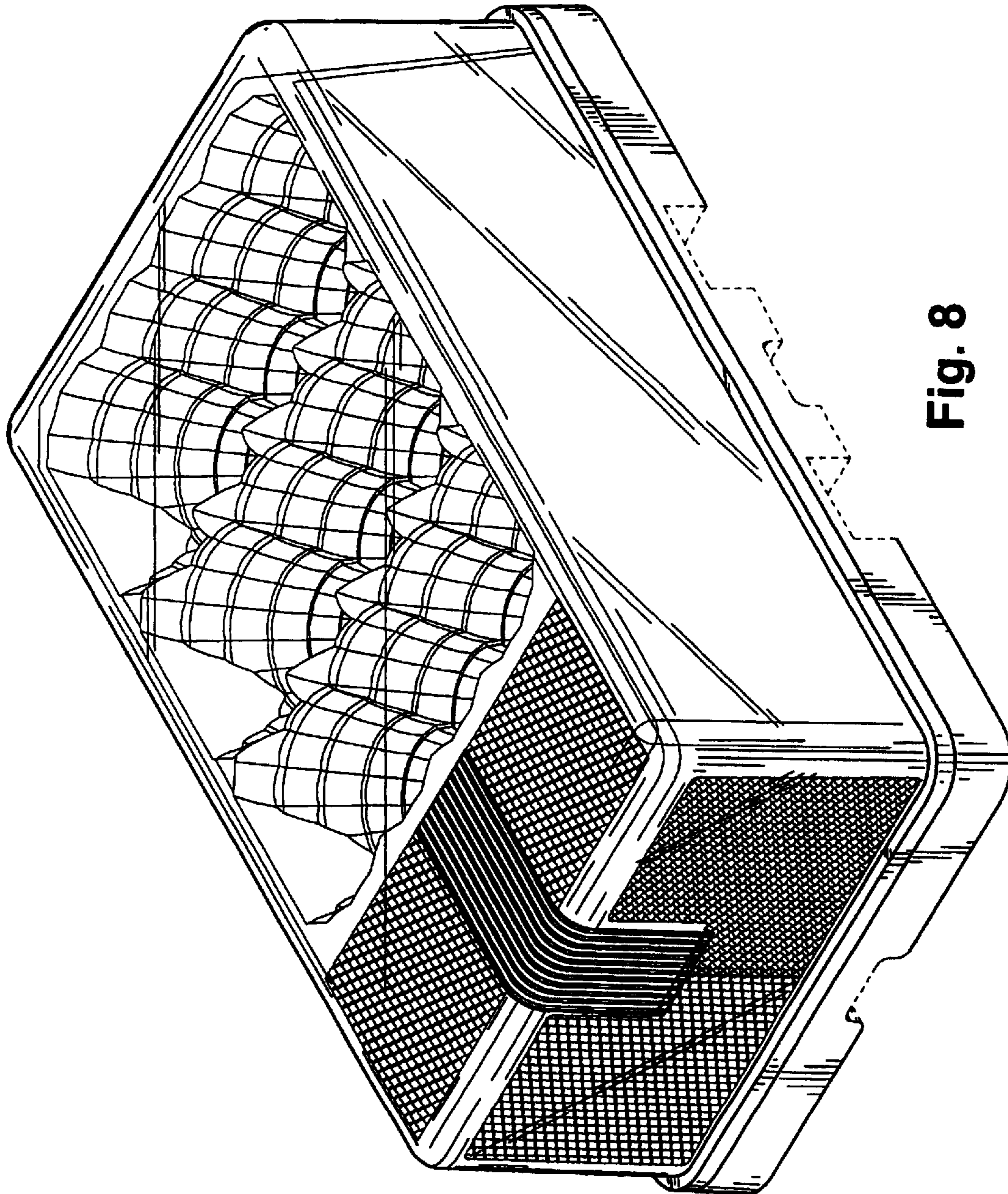


Fig. 8