



US00D542438S

(12) **United States Design Patent**  
**Greiner**

(10) **Patent No.:** **US D542,438 S**

(45) **Date of Patent:** **\*\* May 8, 2007**

(54) **CANDLE COVER**

(76) **Inventor:** **Lori Greiner**, 1301 Dearborn Pkwy.,  
Suite 402, Chicago, IL (US) 60610

(\*\*) **Term:** **14 Years**

(21) **Appl. No.:** **29/235,824**

(22) **Filed:** **Aug. 5, 2005**

(51) **LOC (8) Cl.** ..... **26-01**

(52) **U.S. Cl.** ..... **D26/23**

(58) **Field of Classification Search** ..... D26/6-23;  
D9/635, 435, 541, 447, 454; D7/572, 575,  
D7/536, 584; D11/160, 96; 431/288-297,  
431/125, 126; 362/806-810

See application file for complete search history.

(56) **References Cited**

**U.S. PATENT DOCUMENTS**

- D26,787 S \* 3/1897 Vanderbilt ..... D26/23
- D66,580 S \* 2/1925 Montegut ..... D9/635
- D181,198 S \* 10/1957 Jamison et al. .... D11/117
- 5,315,492 A \* 5/1994 Davenport ..... 362/122

- D434,695 S \* 12/2000 Boccardi ..... D11/120
- D462,132 S \* 8/2002 Papai ..... D26/23
- D481,143 S \* 10/2003 McMinn ..... D26/23

\* cited by examiner

*Primary Examiner*—Louis S. Zarfes

*Assistant Examiner*—Gregory Andoll

(74) *Attorney, Agent, or Firm*—Fredikson & Byron, P.A.

(57) **CLAIM**

The ornamental design for a candle cover, as shown and described.

**DESCRIPTION**

FIG. 1 is a perspective view of the top, side, and front of my new design for a candle cover.

FIG. 2 is a front elevation view of my new candle cover.

FIG. 3 is a rear elevation view of my new candle cover.


FIG. 4 is a top plan view of my new candle cover.


FIG. 5 is a bottom plan view of my new candle cover.

FIG. 6 is a right side elevation view of my new candle cover; and,

FIG. 7 is a left side elevation view of my new candle cover.

**1 Claim, 7 Drawing Sheets**





**FIG. 1**

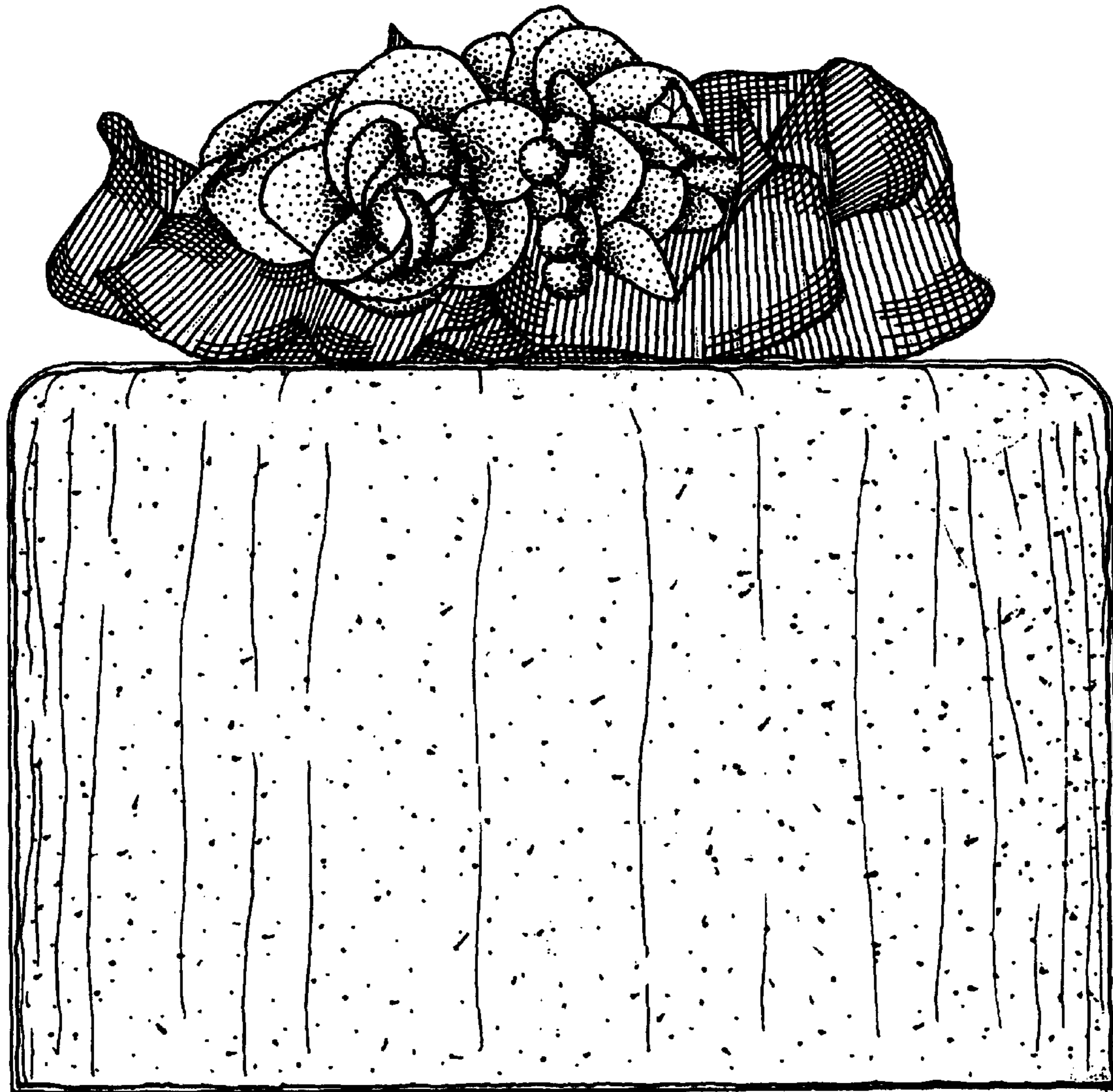


FIG. 2




FIG. 3




FIG. 4

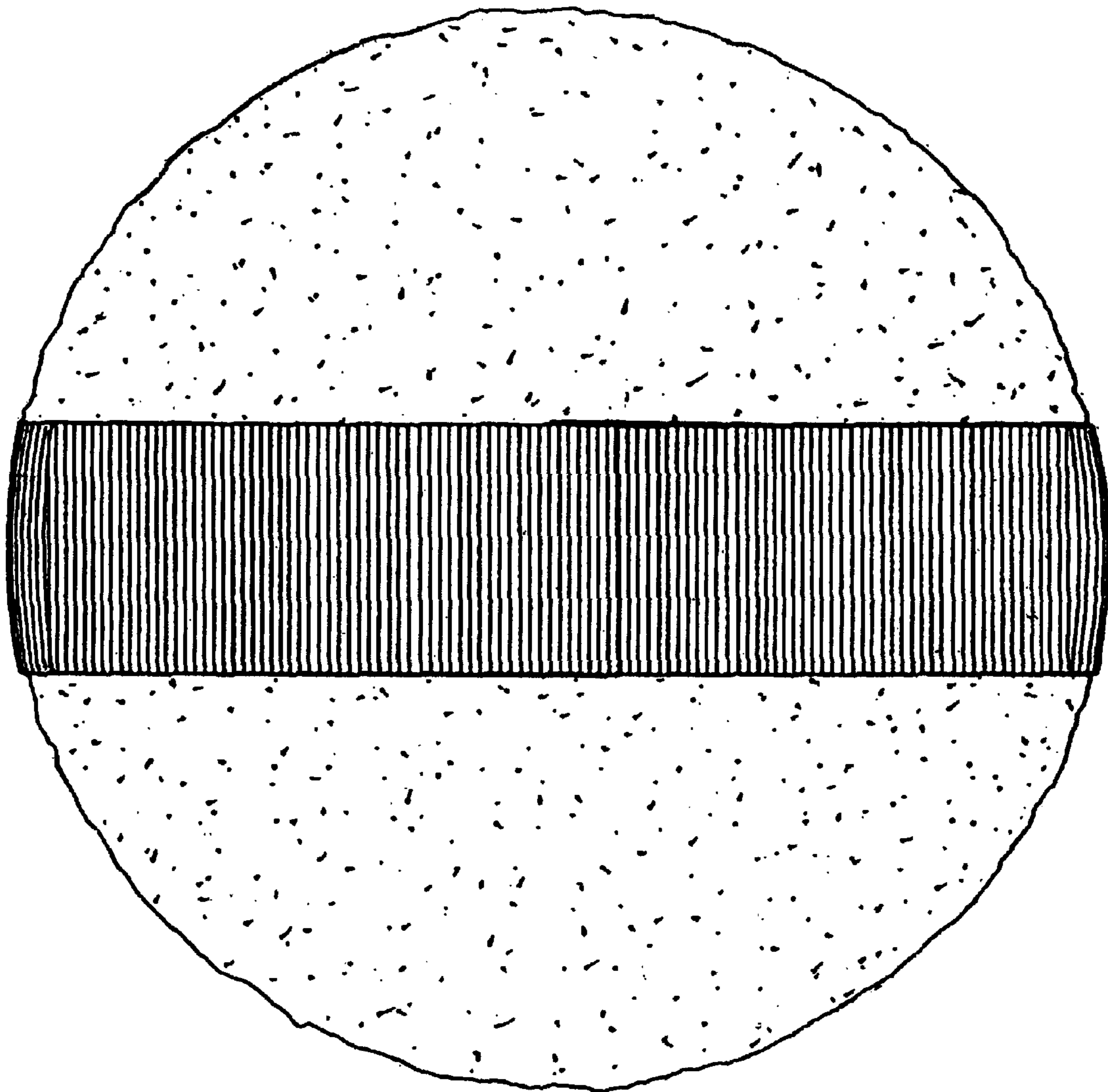


FIG. 5

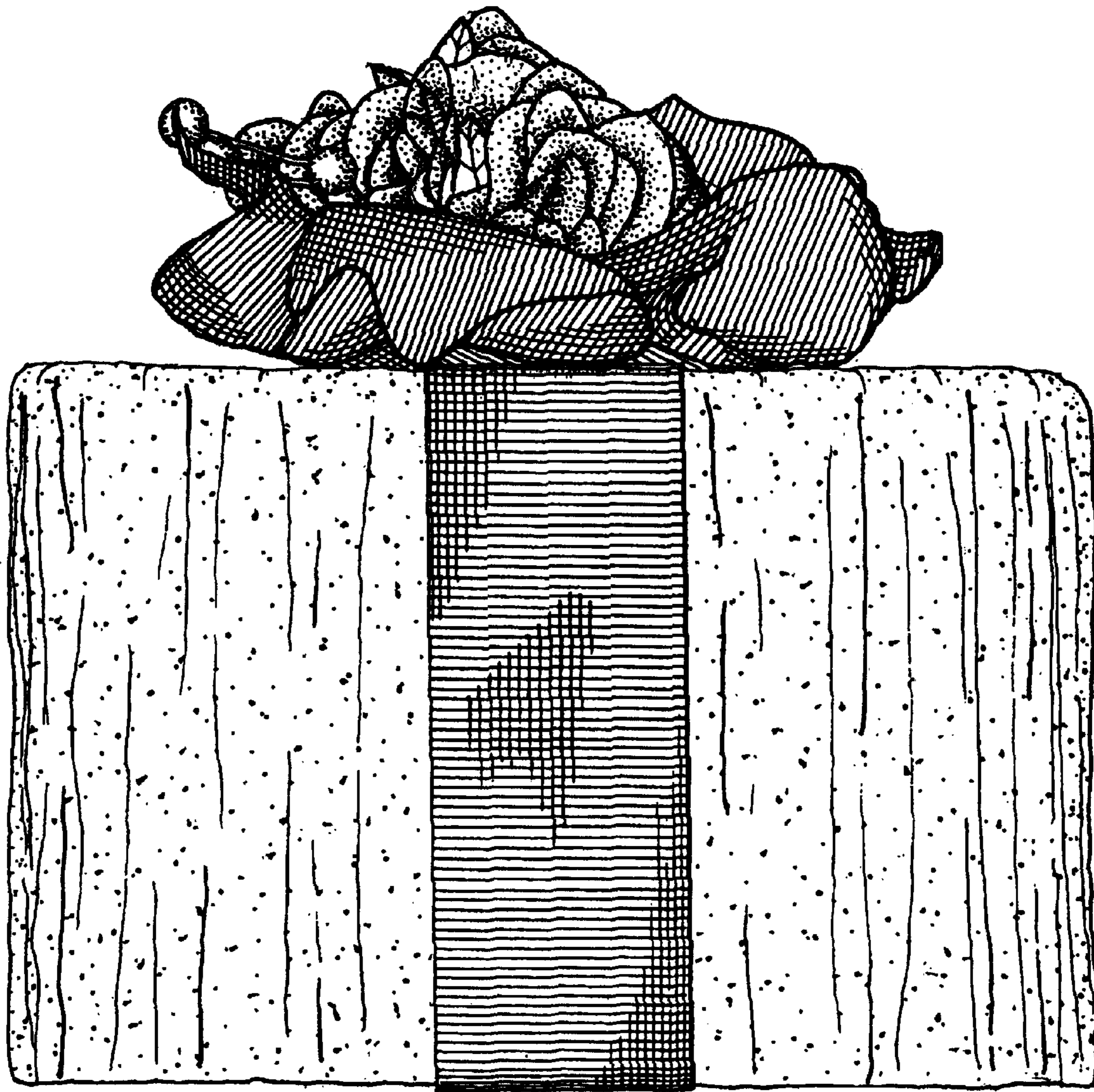


FIG. 6

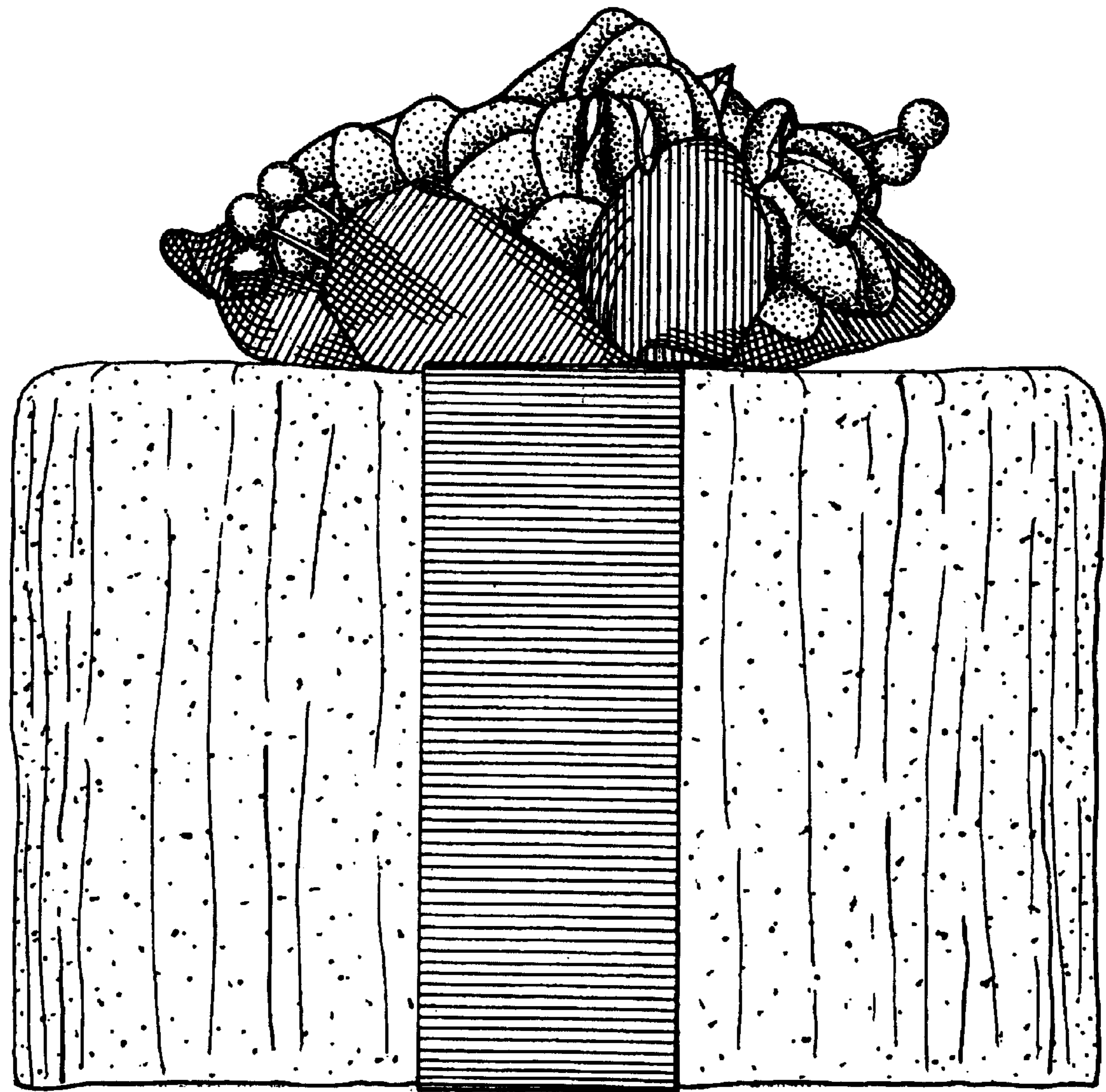


FIG. 7