



US00D542435S

(12) **United States Design Patent**  
**McCullough**

(10) **Patent No.:** **US D542,435 S**

(45) **Date of Patent:** **\*\* May 8, 2007**

(54) **CANDLE**

3,759,675 A \* 9/1973 Lazarus ..... 431/6  
D397,459 S \* 8/1998 Hsu ..... D26/6

(76) Inventor: **Lana McCullough**, 58 Swinden Way,  
Winnipeg, Manitoba (CA), R3P 1A7

\* cited by examiner

(\*\*) Term: **14 Years**

*Primary Examiner*—Louis S. Zarfes

*Assistant Examiner*—Gregory Andoll

(21) Appl. No.: **29/240,694**

(74) *Attorney, Agent, or Firm*—Ryan W. Dupuis; Adrian D. Battison; Michael R. Williams

(22) Filed: **Oct. 18, 2005**

(57) **CLAIM**

(51) **LOC (8) Cl.** ..... **26-01**

The ornamental design for a candle, as shown and described.

(52) **U.S. Cl.** ..... **D26/16; D26/7**

(58) **Field of Classification Search** ..... D26/6–23;

D9/635, 435, 541, 447, 454; D7/572, 575,

D7/536, 584; D11/160, 96; 431/288–297,

431/125, 126; 362/806–810

See application file for complete search history.

**DESCRIPTION**

FIG. 1 is a perspective view of the candle;

FIG. 2 is a top plan view of the candle;

FIG. 3 is a bottom plan view of the candle;

FIG. 4 is a side elevational view of the candle; and,

FIG. 5 is a sectional view of the candle along the line 5—5 of FIG. 4.

The broken line showing of the wick is for illustrative purposes only and forms no part of the claimed design.

(56) **References Cited**


U.S. PATENT DOCUMENTS

1,278,386 A \* 9/1918 Riley ..... 431/291

2,025,096 A \* 12/1935 Deckert ..... 431/291

D178,831 S \* 9/1956 Garcia ..... D26/7

**1 Claim, 3 Drawing Sheets**






FIG. 1

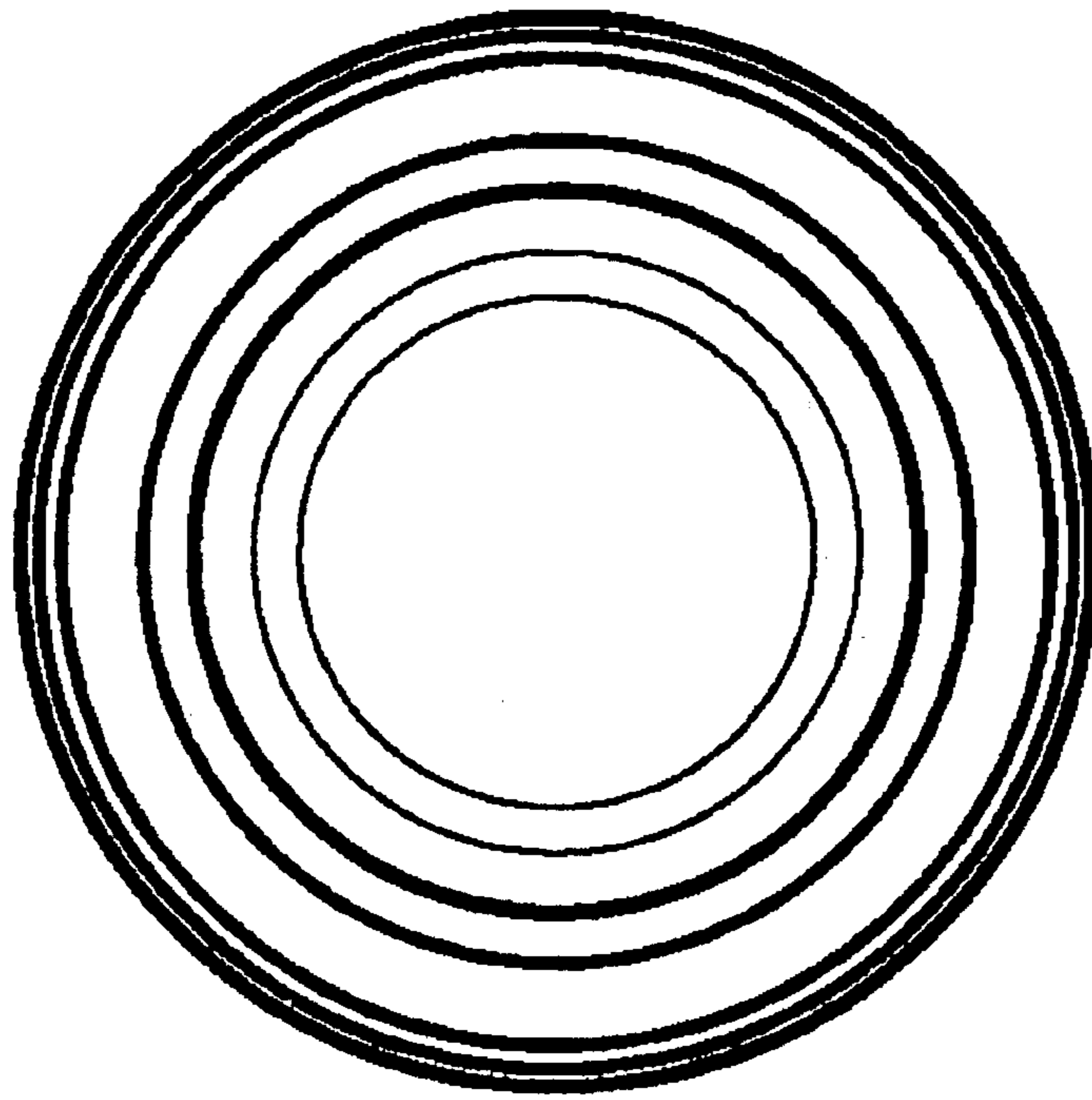


FIG. 3

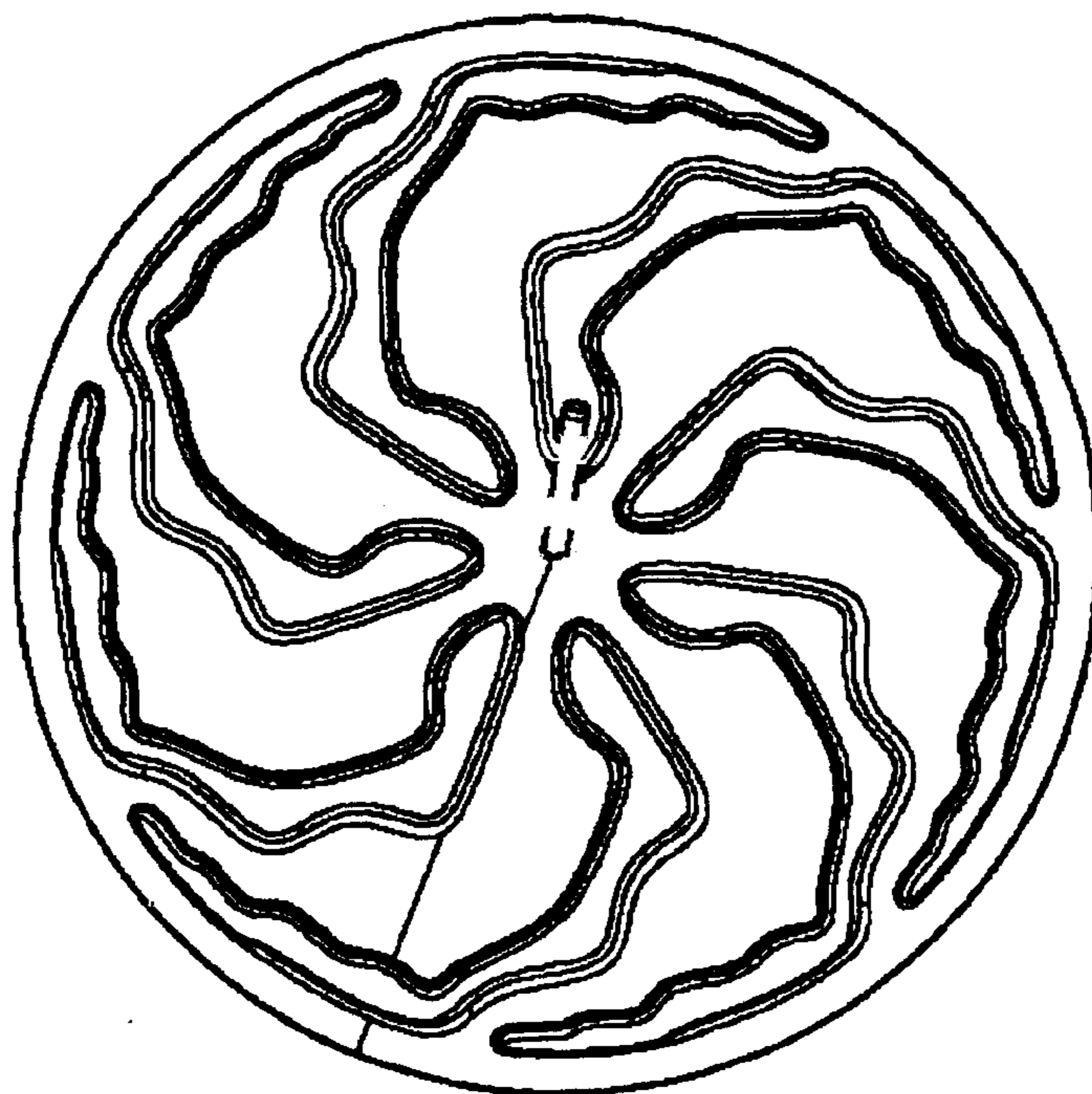


FIG. 2

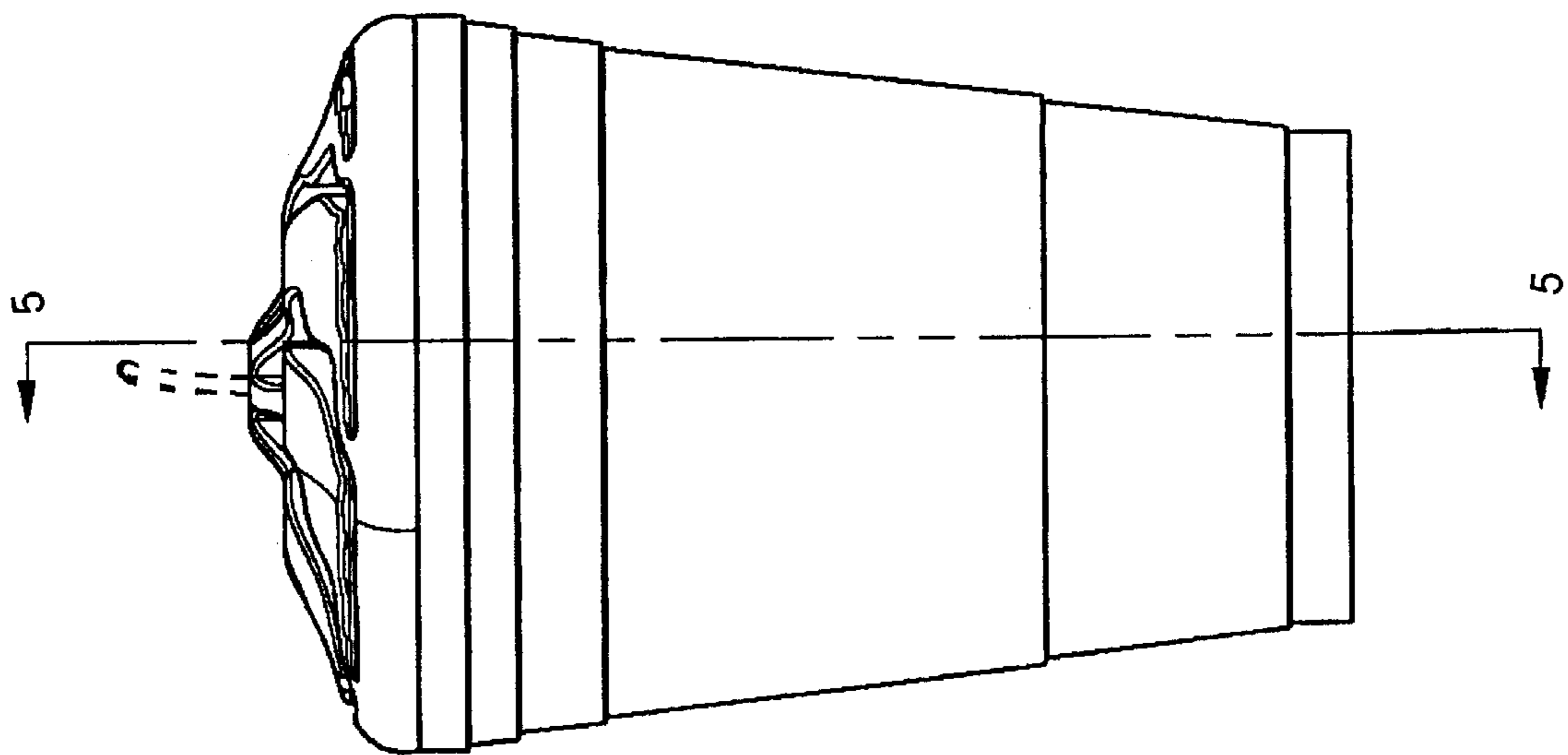


FIG. 4

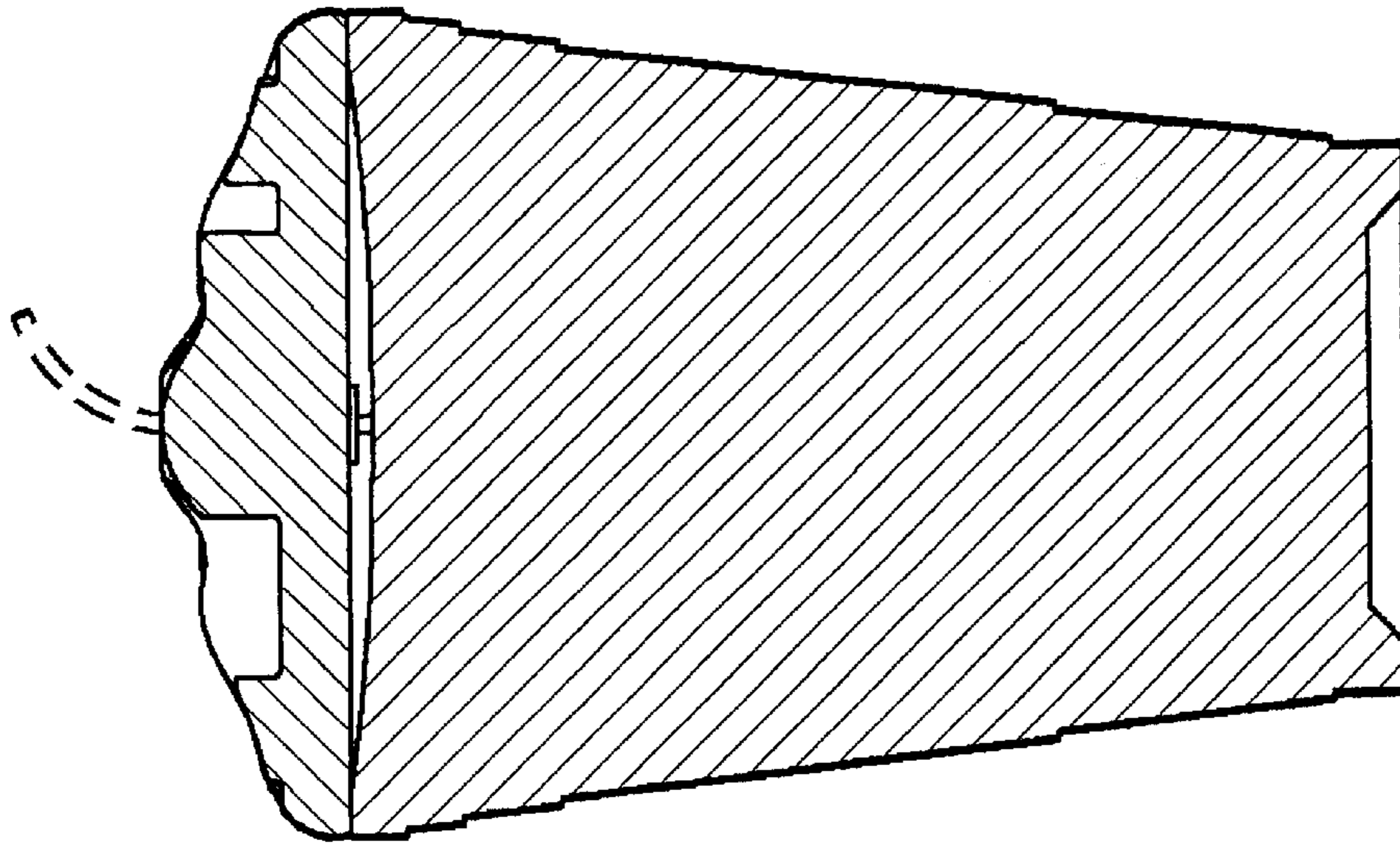


FIG. 5