

US00D542413S

(12) **United States Design Patent**
Mori

(10) **Patent No.:** **US D542,413 S**

(45) **Date of Patent:** **** May 8, 2007**

(54) **CATHETER**

(75) Inventor: **Satoru Mori**, Osaka (JP)

(73) Assignee: **Nipro Corporation**, Osaka-Shi (JP)

(**) Term: **14 Years**

(21) Appl. No.: **29/237,263**

(22) Filed: **Aug. 30, 2005**

(51) **LOC (8) Cl.** **24-01**

(52) **U.S. Cl.** **D24/130**

(58) **Field of Classification Search** D24/112,
D24/130, 108; 604/22, 35, 158, 164.02, 164.13,
604/167, 171, 240, 264, 433, 523, 524, 528,
604/533

See application file for complete search history.

(56) **References Cited**

U.S. PATENT DOCUMENTS

D355,031	S	*	1/1995	Yoshikawa	D24/112
5,827,229	A		10/1998	Auth et al.		
5,899,890	A	*	5/1999	Chiang et al.	604/264
5,938,645	A		8/1999	Gordon		
D450,119	S	*	11/2001	Rose et al.	D24/130
7,001,369	B2	*	2/2006	Griffin et al.	604/524
D517,209	S	*	3/2006	Burton et al.	D24/129
2002/0091372	A1	*	7/2002	Cragg et al.	604/528
2002/0177841	A1	*	11/2002	Moloney et al.	604/528
2005/0015073	A1		1/2005	Kataishi et al.		
2005/0251106	A1	*	11/2005	Cervantes et al.	604/523
2006/0135948	A1	*	6/2006	Varma	604/523
2006/0142704	A1	*	6/2006	Lentz	604/264

2006/0224126 A1 * 10/2006 Caizza 604/240

FOREIGN PATENT DOCUMENTS

EP 0 570 102 A1 11/1993

OTHER PUBLICATIONS

Leaflet of "THROMBUSTER II", Nov. 2003, Kabushiki Kaisha Kaneka Medix.

* cited by examiner

Primary Examiner—Louis S. Zarfes

Assistant Examiner—Eric L Goodman

(74) *Attorney, Agent, or Firm*—Birch, Stewart, Kolasch & Birch, LLP

(57) **CLAIM**

The ornamental design for a catheter, as shown and described.

DESCRIPTION

FIG. 1 is a perspective view of a catheter;

FIG. 2 is a front view thereof;

FIG. 3 is a rear view thereof;

FIG. 4 is a left side view thereof;

FIG. 5 is a right side view thereof;

FIG. 6 is a top view thereof; and,

FIG. 7 is a bottom view thereof.

The portion shown by broken lines is for illustrative purposes only and forms no part of the claimed design. The dashed lines show a borderline between the claimed design and other portion.

1 Claim, 2 Drawing Sheets

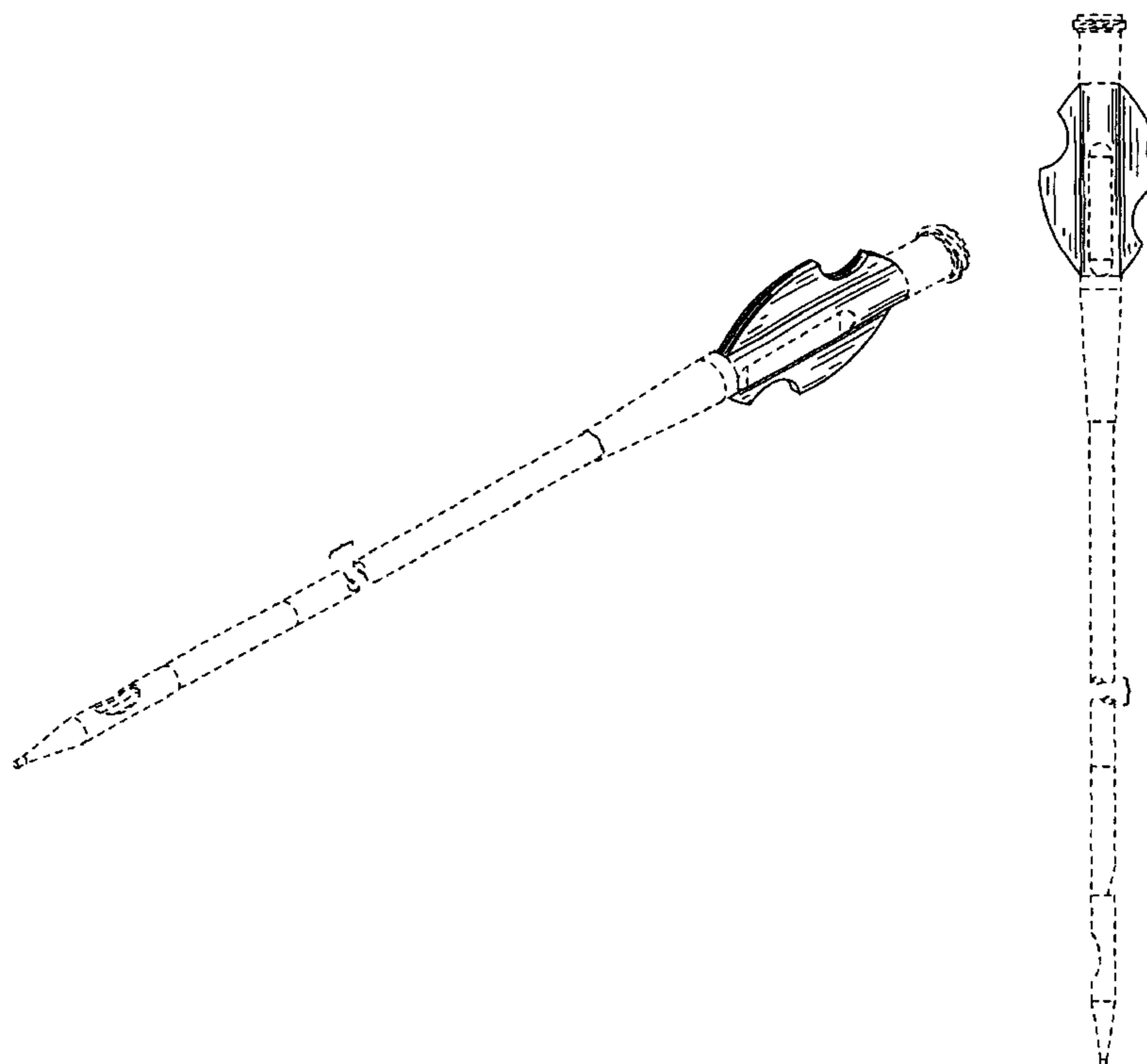


FIG. 1

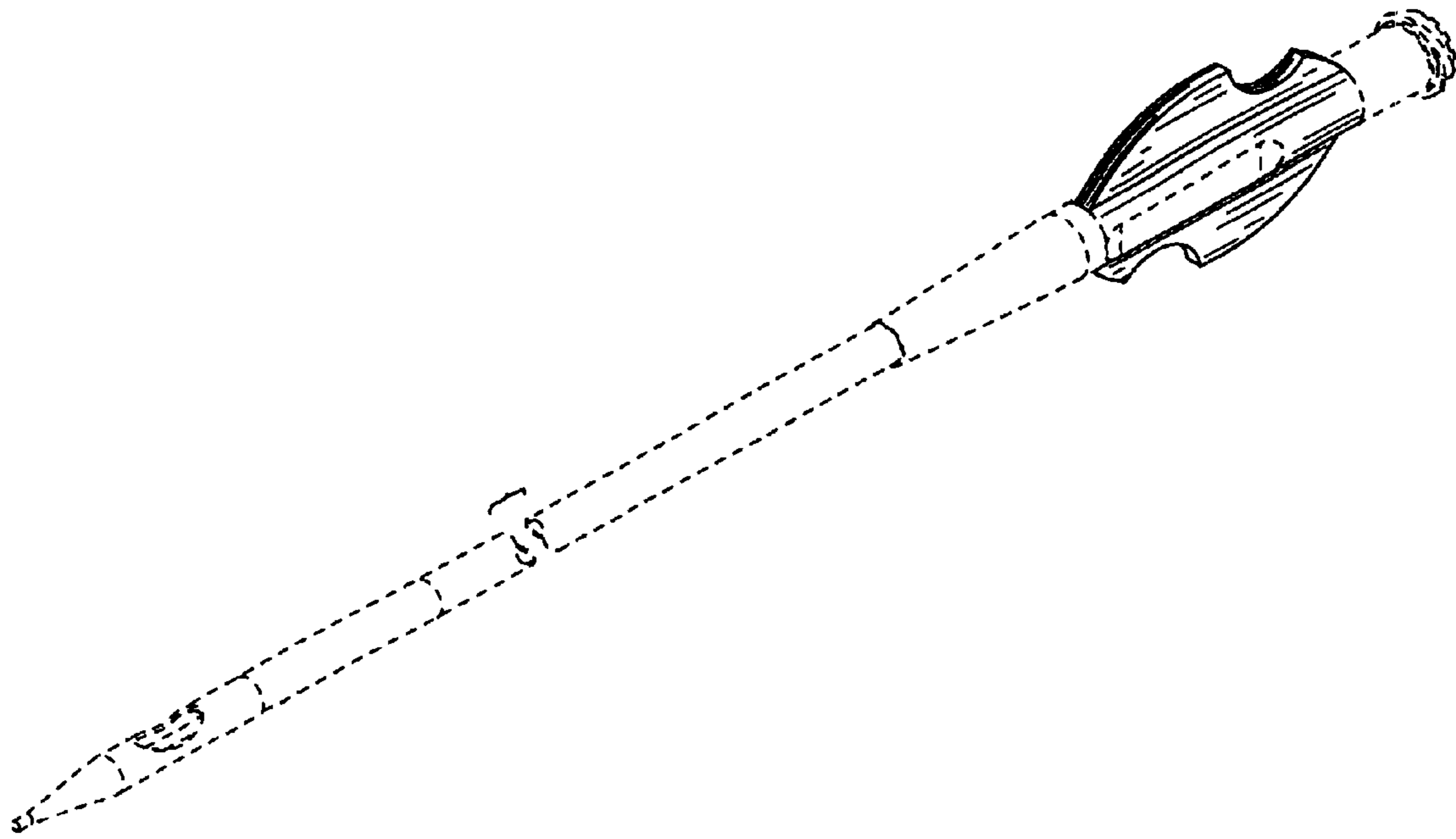


FIG. 2

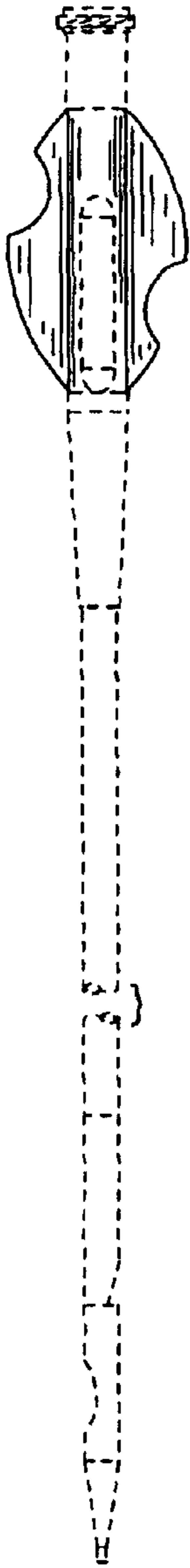


FIG. 3

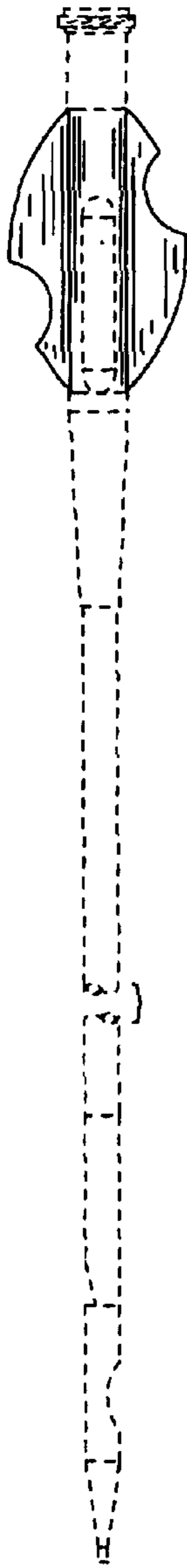


FIG. 4




FIG. 5




FIG. 6



FIG. 7

