



US00D542383S

(12) **United States Design Patent**  
**Chu**

(10) **Patent No.:** **US D542,383 S**

(45) **Date of Patent:** **\*\* May 8, 2007**

(54) **FAUCET**

D478,371 S \* 8/2003 Ouyoung ..... D23/238

(75) Inventor: **Aaron Chu**, Taichung (TW)

\* cited by examiner

(73) Assignee: **Globe Union Industrial Corp.**,  
Taichung (TW)

*Primary Examiner*—Louis S. Zarfes

*Assistant Examiner*—Gregory Andoll

(74) *Attorney, Agent, or Firm*—Troxell Law Office, PLLC

(\*\*) Term: **14 Years**

(57) **CLAIM**

(21) Appl. No.: **29/224,622**

The ornamental design for faucet, as shown and described.

(22) Filed: **Mar. 7, 2005**

**DESCRIPTION**

(51) **LOC (8) Cl.** ..... **23-01**

FIG. 1 is a perspective view of faucet showing my new design;

(52) **U.S. Cl.** ..... **D23/241; D23/242**

FIG. 2 is a front elevational view thereof;

(58) **Field of Classification Search** ..... **D23/238–257;**

FIG. 3 is a rear elevational view thereof;

**4/675–678; 137/801**

FIG. 4 is a left elevational view thereof;

See application file for complete search history.

FIG. 5 is a right elevational view thereof; and,

FIG. 6 is a top plan view thereof.

(56) **References Cited**

The bottom forms no part of the claimed design and the

**U.S. PATENT DOCUMENTS**

broken lines in the Figures are for illustrative purposes only


D461,531 S \* 8/2002 Ouyoung ..... D23/242

and form no part of the claimed design.

D461,532 S \* 8/2002 Ouyoung ..... D23/242

D469,854 S \* 2/2003 Ouyoung ..... D23/242

**1 Claim, 6 Drawing Sheets**



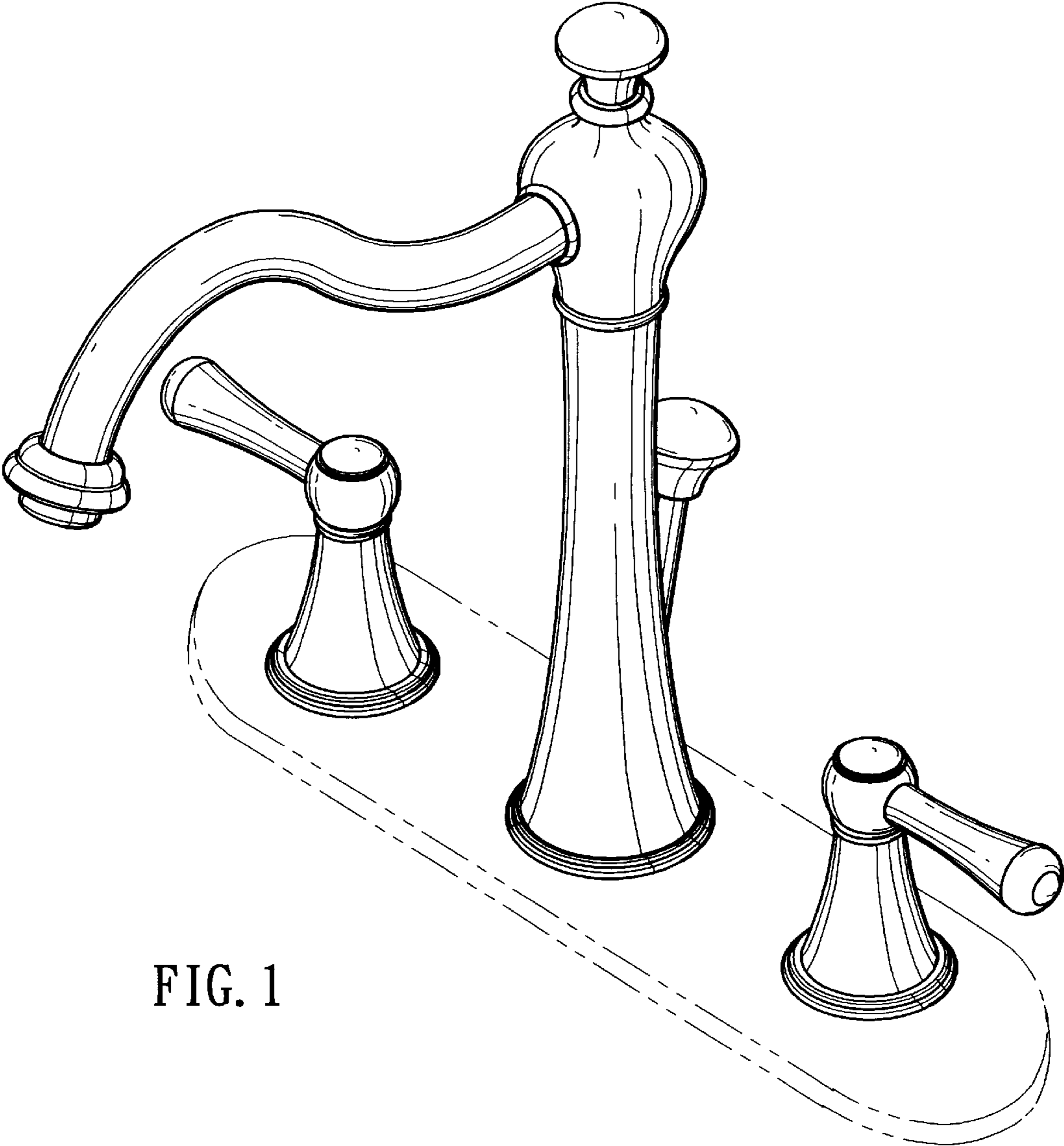


FIG. 1

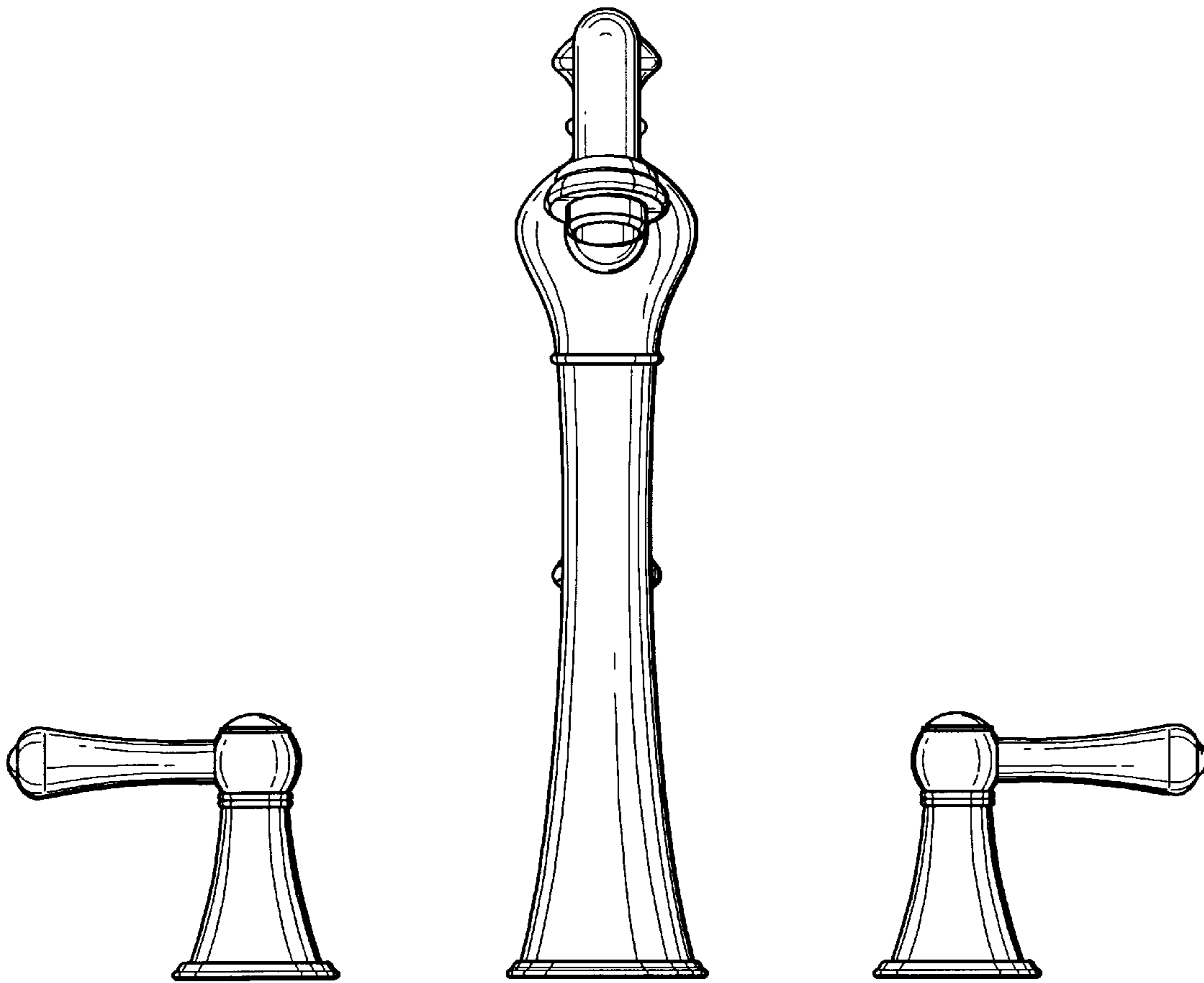


FIG. 2




FIG. 3




FIG. 4



FIG. 5

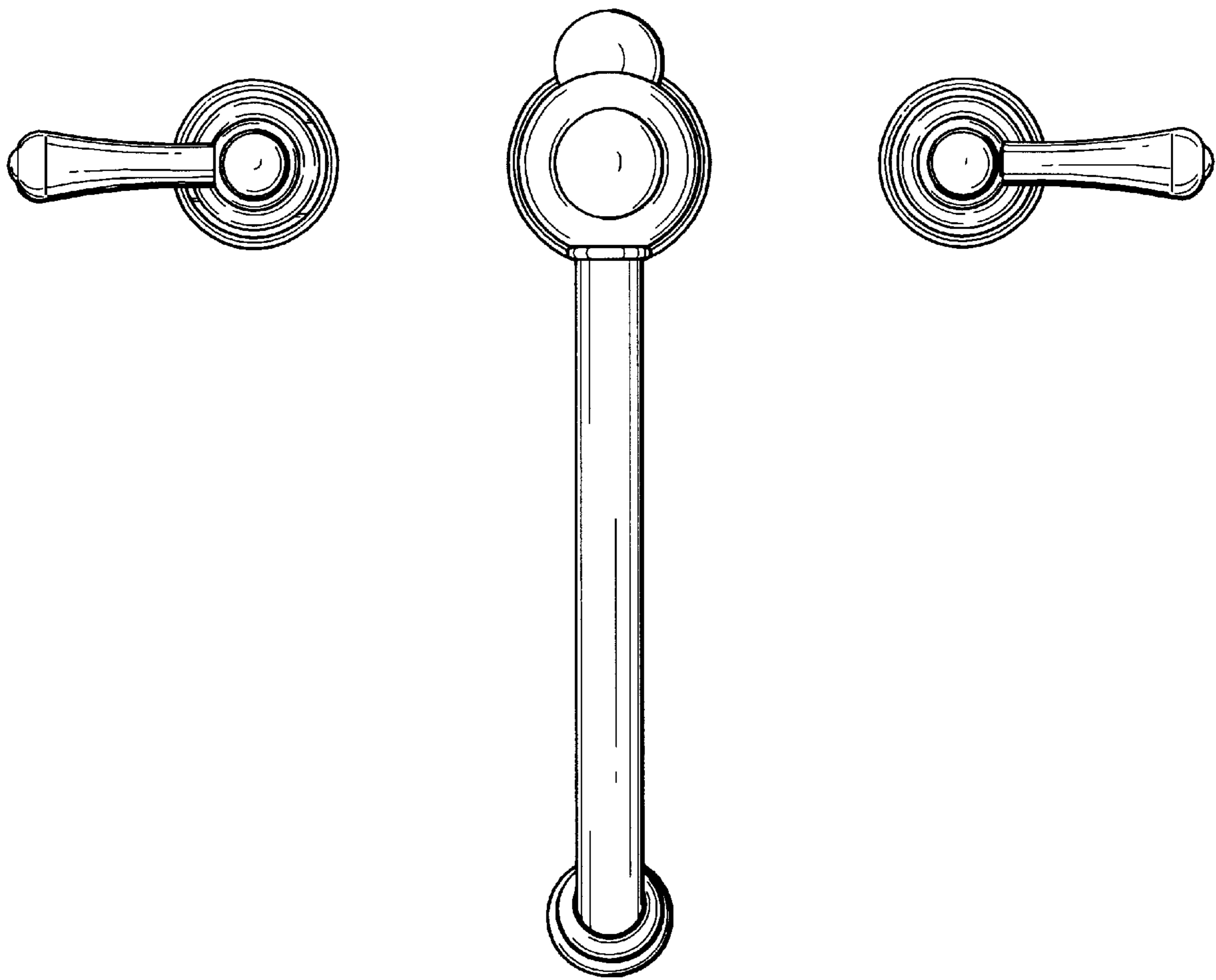


FIG. 6