



US00D542356S

(12) **United States Design Patent**
Lovejoy, Jr.

(10) **Patent No.:** **US D542,356 S**

(45) **Date of Patent:** **** May 8, 2007**

(54) **HANG TAG**

(75) Inventor: **Robert L. Lovejoy, Jr.**, Greensboro,
NC (US)

(73) Assignee: **Horticultural Identification Products,**
Inc., Thomasville, NC (US)

(**) Term: **14 Years**

(21) Appl. No.: **29/241,739**

(22) Filed: **Oct. 31, 2005**

(51) **LOC (8) Cl.** **20-02**

(52) **U.S. Cl.** **D20/42**

(58) **Field of Classification Search** D20/10,
D20/22, 27, 40, 42, 43; 40/124.01, 299.01,
40/331, 390, 661.04, 662, 668, 669, 673,
40/674; 362/812; 283/56, 81

See application file for complete search history.

(56) **References Cited**

U.S. PATENT DOCUMENTS

| | | | | | |
|-------------|---|--------|--------------|-------|---------|
| D717 S | * | 8/1855 | Rogers | | D20/22 |
| 3,673,641 A | * | 7/1972 | Lorber | | 24/67.9 |
| D260,781 S | * | 9/1981 | Lusher | | D20/22 |
| D272,368 S | * | 1/1984 | Fontaine | | D20/27 |
| D272,369 S | * | 1/1984 | Fontaine | | D20/27 |
| D272,370 S | * | 1/1984 | Fontaine | | D20/27 |
| D283,715 S | * | 5/1986 | Kayen et al. | | D20/27 |
| 5,339,954 A | * | 8/1994 | Kunreuther | | 206/346 |

| | | | | | |
|--------------|---|---------|--------------------|-------|-----------|
| 5,417,325 A | * | 5/1995 | Kunreuther | | 206/346 |
| D412,535 S | * | 8/1999 | Tinklenberg et al. | | D20/22 |
| D430,616 S | * | 9/2000 | Rosenthal | | D20/22 |
| 6,226,905 B1 | * | 5/2001 | Osuna | | 40/1.6 |
| 6,226,911 B1 | * | 5/2001 | Wescombe | | 40/668 |
| D454,162 S | | 3/2002 | Hickmott et al. | | D20/22 |
| 6,493,970 B1 | * | 12/2002 | McCarthy et al. | | 40/124.01 |
| 6,701,649 B1 | * | 3/2004 | Brosi | | 40/299.01 |
| D499,148 S | * | 11/2004 | Malik, Jr. | | D20/25 |
| D500,457 S | | 1/2005 | Peoples et al. | | D11/152 |

* cited by examiner

Primary Examiner—Robert M. Spear

(74) *Attorney, Agent, or Firm*—Jack B. Hicks, Esq.;
Womble, Carlyle, Sandridge & Rice, PLLC

(57) **CLAIM**

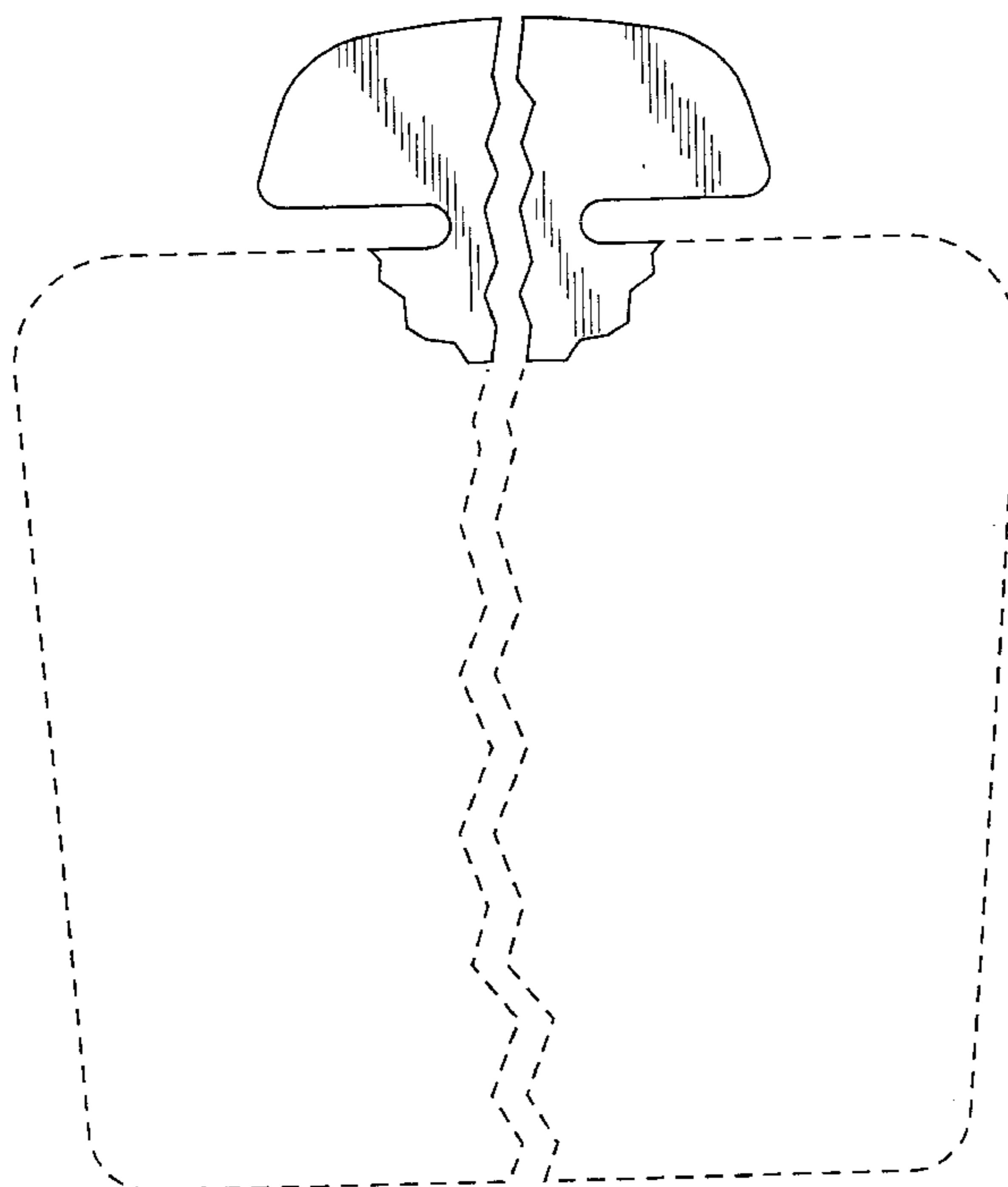
The ornamental design for a hang tag, as shown and described.

DESCRIPTION

FIG. 1 is a plan view of a hang tag showing my new design, the opposite side being identical thereto; and, FIG. 2 is a side view thereof.

The views of the hang tag not shown form no part of the claimed design. The broken lines depicting a lower portion of the same hanging tag represent environmental elements only and form no part of the claimed design. The separation and bracket indicate, for ease of illustration, that the precise width of the hang tag is not claimed.

1 Claim, 1 Drawing Sheet



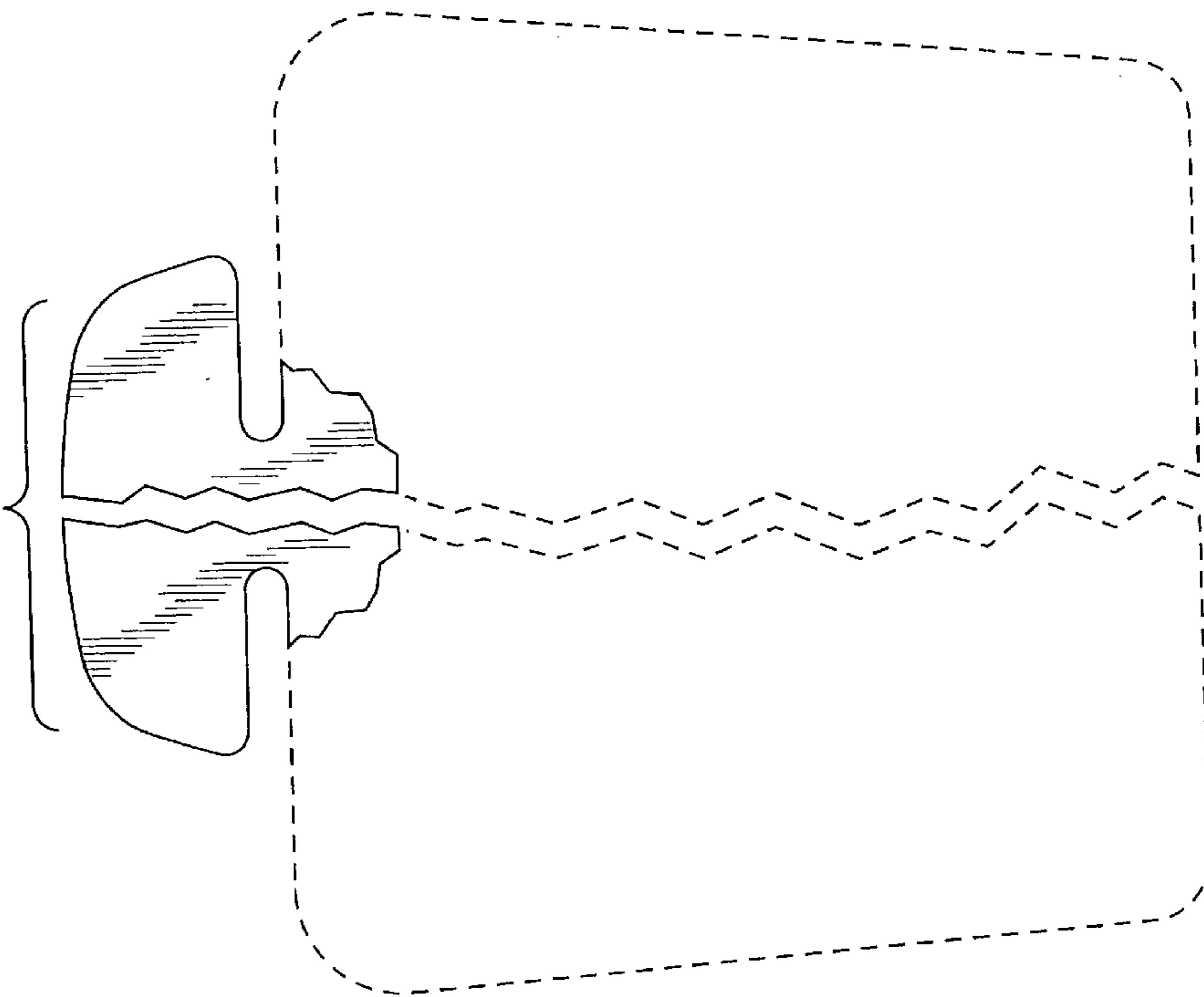


FIG. 1

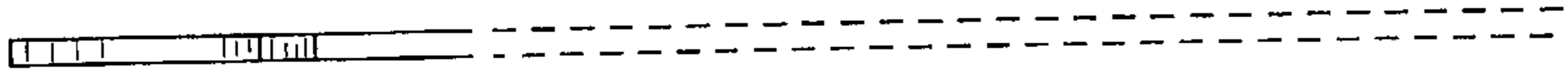


FIG. 2