



US00D542350S

(12) **United States Design Patent**  
**Shibata**

(10) **Patent No.:** **US D542,350 S**

(45) **Date of Patent:** **\*\* May 8, 2007**

(54) **BALLPOINT PEN**

(75) **Inventor:** **Tomoaki Shibata**, Tokyo (JP)

(73) **Assignee:** **Pentel Kabushiki Kaisha** (JP)

(\*\*) **Term:** **14 Years**

(21) **Appl. No.:** **29/226,805**

(22) **Filed:** **Apr. 1, 2005**

(30) **Foreign Application Priority Data**

Oct. 5, 2004 (JP) ..... 2004-030268

(51) **LOC (8) Cl.** ..... **19-06**

(52) **U.S. Cl.** ..... **D19/51**

(58) **Field of Classification Search** ..... D19/36,  
D19/37, 41-51, 54-57; 24/11 R, 11 F, 11 P;  
401/52, 99, 100, 104, 105, 106, 107, 108,  
401/109, 192, 195, 243-247

See application file for complete search history.

(56) **References Cited**

**U.S. PATENT DOCUMENTS**

D408,854 S \* 4/1999 Katami ..... D19/51  
D411,858 S \* 7/1999 Katami ..... D19/51

D502,503 S \* 3/2005 Kimura ..... D19/36  
D506,504 S \* 6/2005 Nakazawa et al. .... D19/49  
2005/0079002 A1 \* 4/2005 Hazzard ..... 401/195

\* cited by examiner

*Primary Examiner*—Elizabeth A. Albert

(74) *Attorney, Agent, or Firm*—Adams & Wilks

(57) **CLAIM**

The ornamental design for a ballpoint pen, as shown and described.

**DESCRIPTION**

FIG. 1 is a perspective view of a ballpoint pen showing my new design;

FIG. 2 is a front view thereof;

FIG. 3 is a bottom view thereof;

FIG. 4 is a rear view thereof;

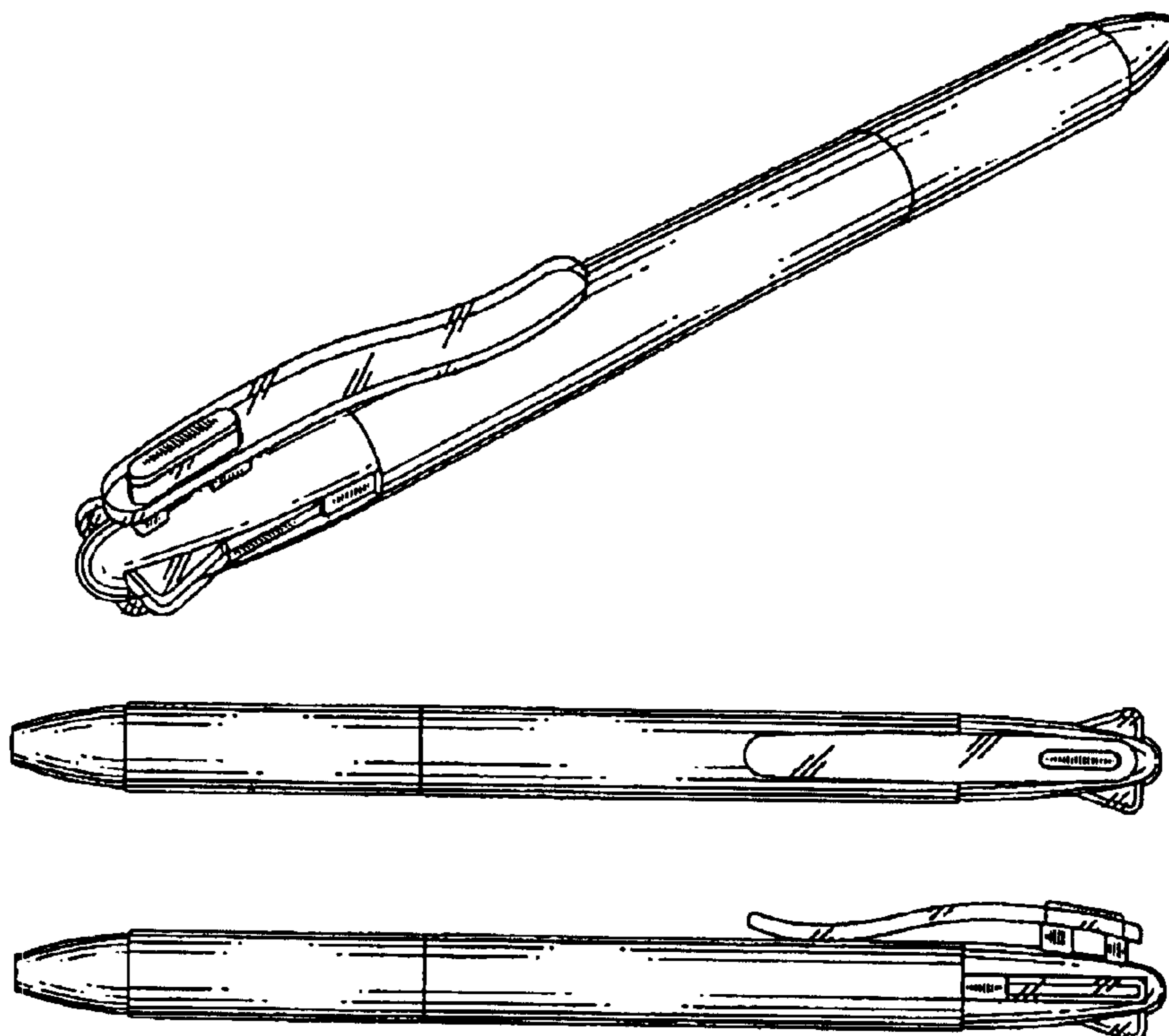
FIG. 5 is a left side view thereof;

FIG. 6 is a right side view thereof;

FIG. 7 is a front view thereof with the writing tip in an extended position in a state of use; and,

FIG. 8 is a bottom view thereof with the writing tip in an extended position in a state of use.

**1 Claim, 2 Drawing Sheets**



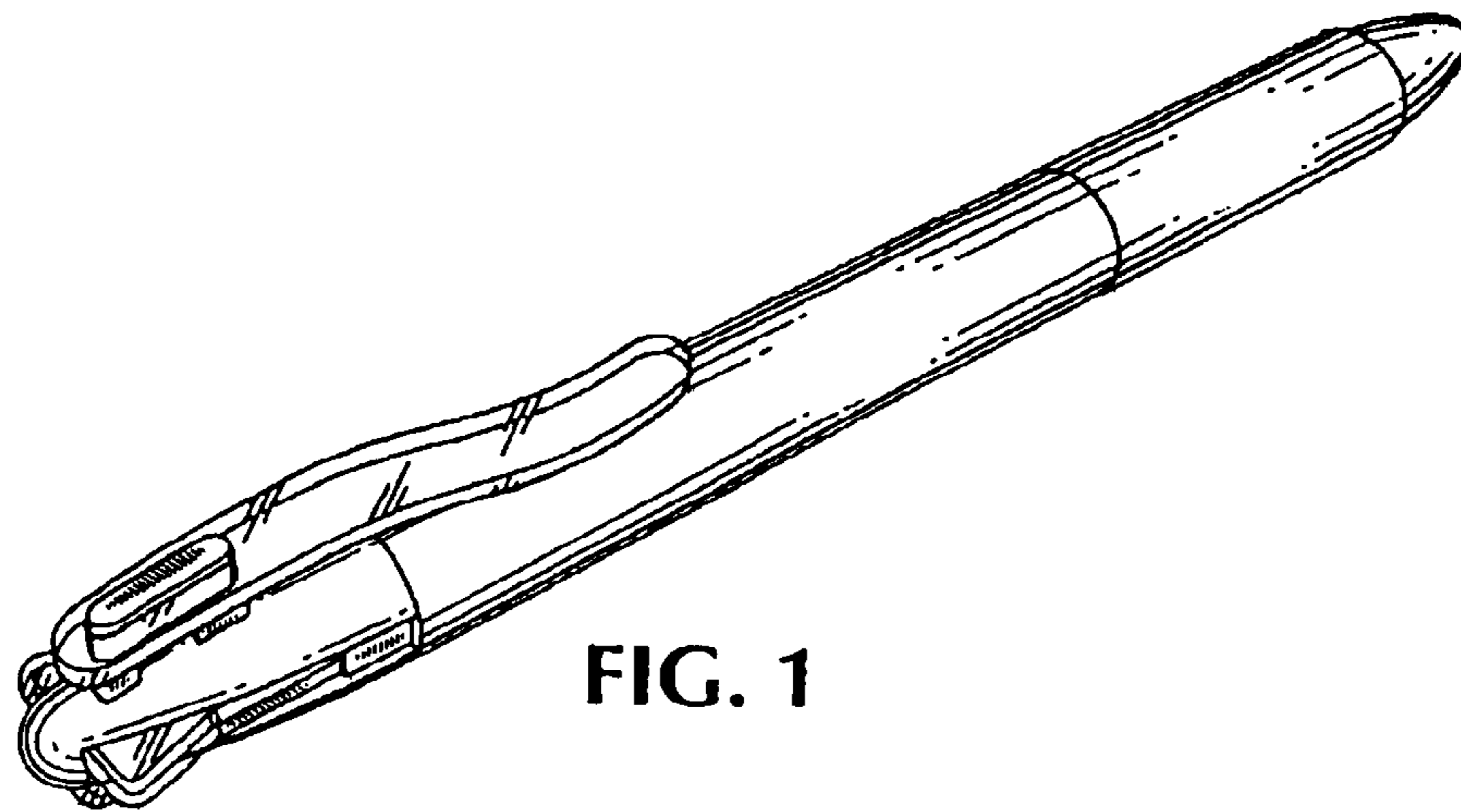


FIG. 1




FIG. 2




FIG. 3




FIG. 4



FIG. 5




FIG. 6




FIG. 7




FIG. 8