



US00D542348S

(12) **United States Design Patent**  
**Mori**

(10) **Patent No.:** **US D542,348 S**

(45) **Date of Patent:** **\*\* May 8, 2007**

(54) **WRITING INSTRUMENT**

(75) Inventor: **Paola Mori**, Baldissero Torinese (IT)

(73) Assignee: **ERGA S.r.L.**, Turin (TO) (IT)

(\*\*) Term: **14 Years**

(21) Appl. No.: **29/232,880**

(22) Filed: **Jun. 27, 2005**

(30) **Foreign Application Priority Data**

Dec. 27, 2004 (EM) ..... 000273057

(51) **LOC (8) Cl.** ..... **19-06**

(52) **U.S. Cl.** ..... **D19/46**

(58) **Field of Classification Search** ..... D19/36,  
D19/37, 41-51, 54-57; 24/11 R, 11 F, 11 P;  
401/52, 99, 100, 104, 105, 106, 107, 108,  
401/109, 192, 195

See application file for complete search history.

(56) **References Cited**

**U.S. PATENT DOCUMENTS**

D340,476 S	*	10/1993	Hiomori	.....	D19/51
D437,886 S	*	2/2001	Pellissa Beneyto	.....	D19/43
D482,068 S	*	11/2003	Koch	.....	D19/51
D503,742 S	*	4/2005	Mori	.....	D19/51
D506,499 S	*	6/2005	Qiu	.....	D19/36
D514,162 S	*	1/2006	Hung	.....	D19/43

\* cited by examiner

*Primary Examiner*—Elizabeth A. Albert

(74) *Attorney, Agent, or Firm*—Sughrue Mion, PLLC

(57) **CLAIM**

The ornamental design for a writing instrument, as shown and described.

**DESCRIPTION**

FIG. 1 is a perspective view of the top, front and right side of a writing instrument according to a first embodiment showing my new design,

FIG. 2 front elevational view thereof;

FIG. 3 rear elevational view thereof;

FIG. 4 right side elevational view thereof;

FIG. 5 left side elevational view thereof;

FIG. 6 top plan view thereof;

FIG. 7 bottom plan view thereof;

FIG. 8 perspective view of the top, front and right side of a writing instrument according to a second embodiment thereof;

FIG. 9 is a front elevational view thereof;

FIG. 10 is a rear elevational view thereof;

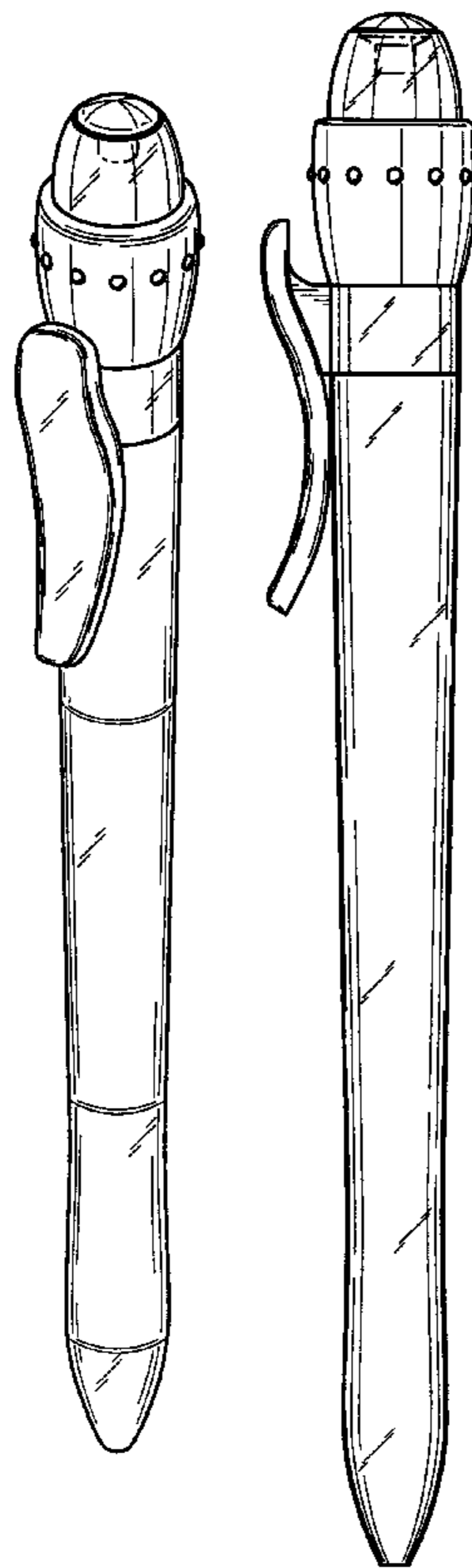
FIG. 11 is a right side elevational view thereof;

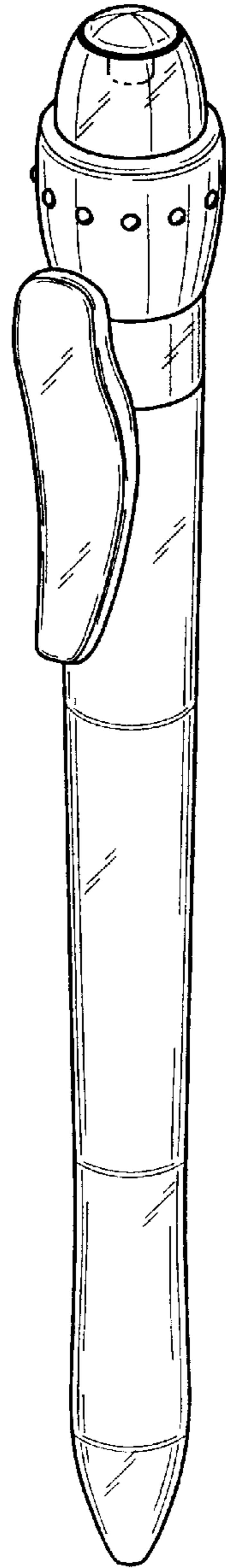
FIG. 12 is a left side elevational view thereof;

FIG. 13 is a top plan view thereof; and,

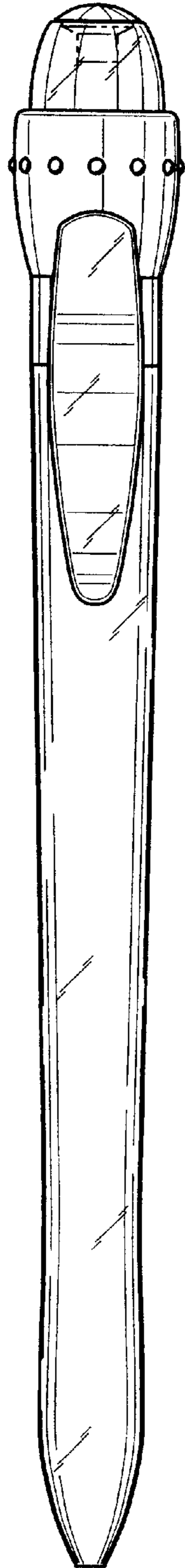
FIG. 14 is a bottom plan view thereof.

**1 Claim, 8 Drawing Sheets**

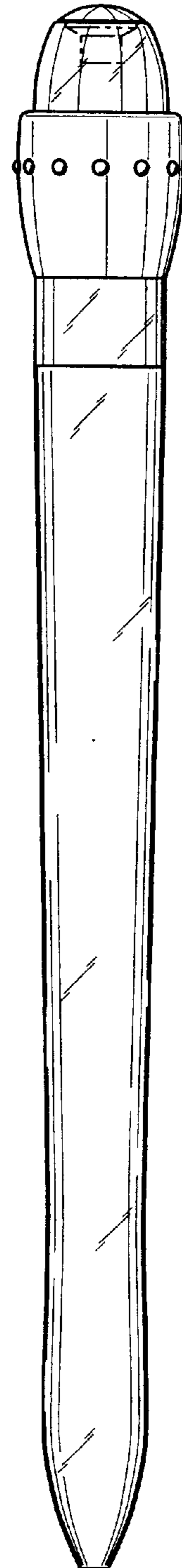




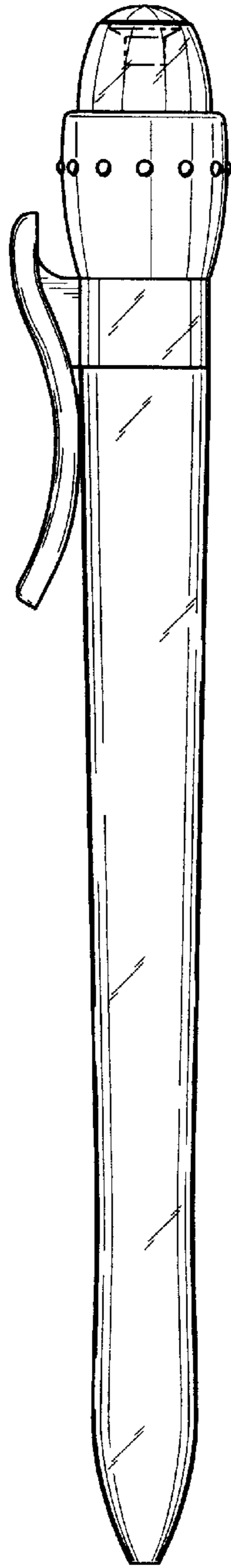
*Fig. 1*



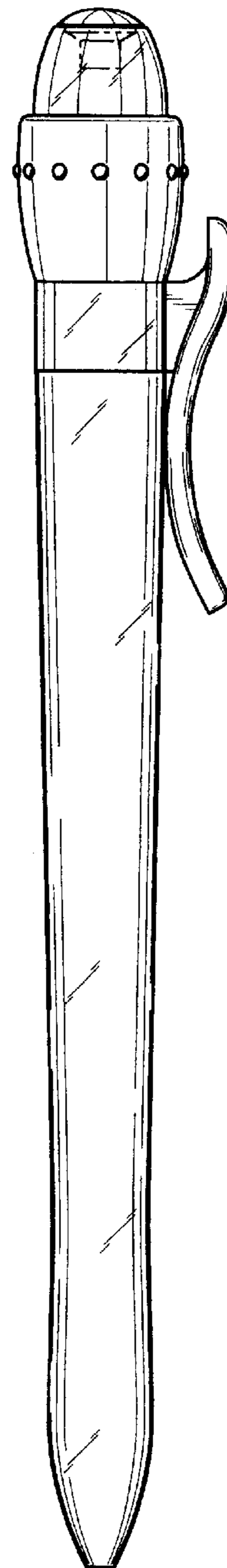
*Fig. 2*



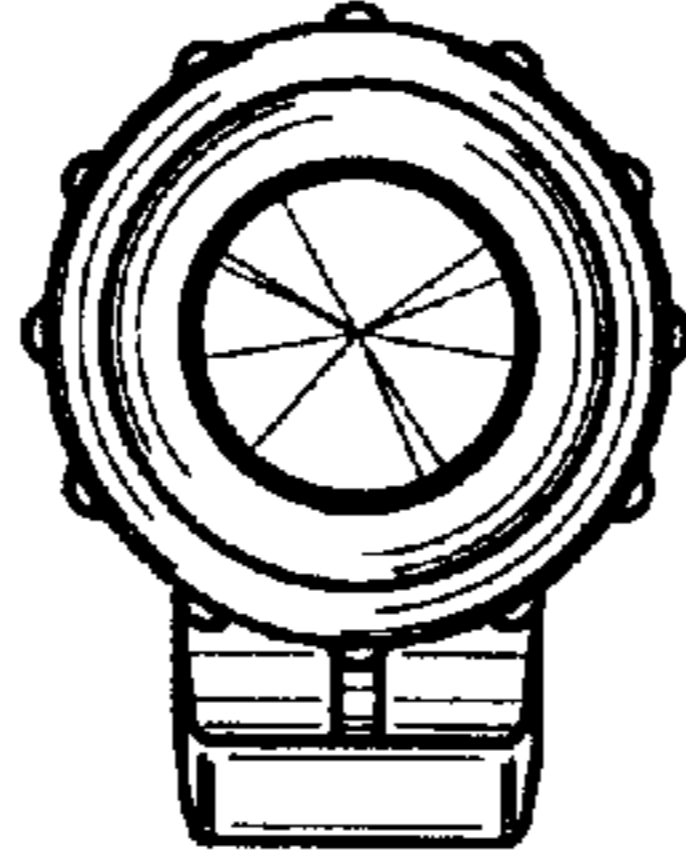
*Fig. 3*



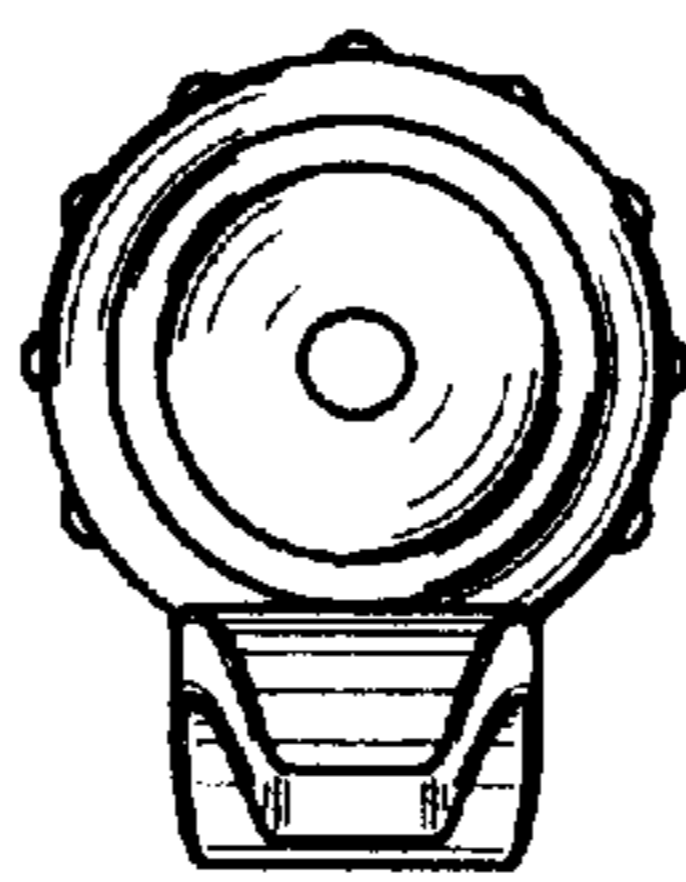
*Fig. 4*



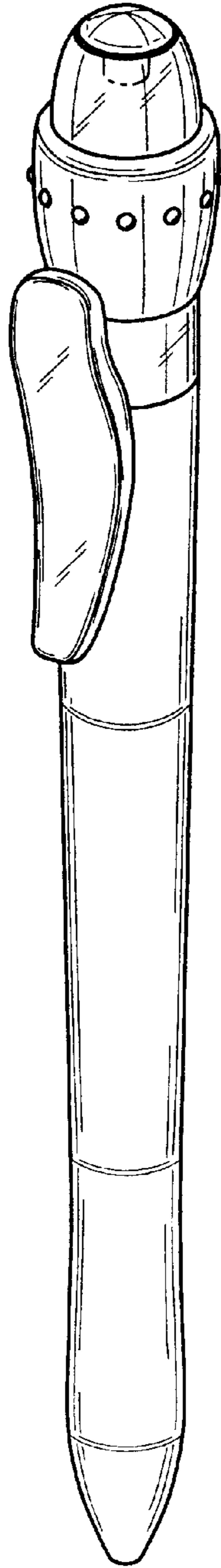
*Fig. 5*



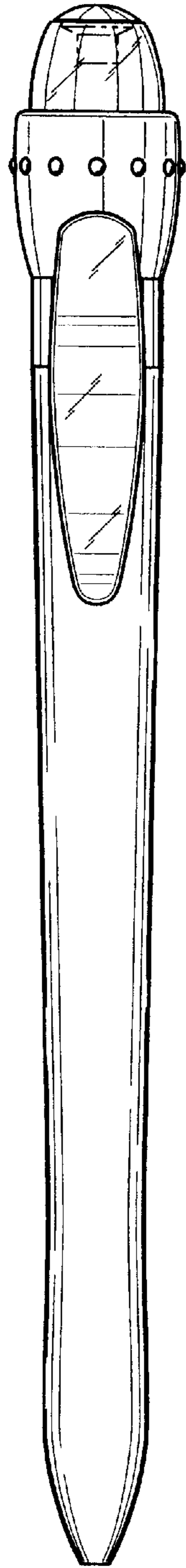
*Fig. 6*



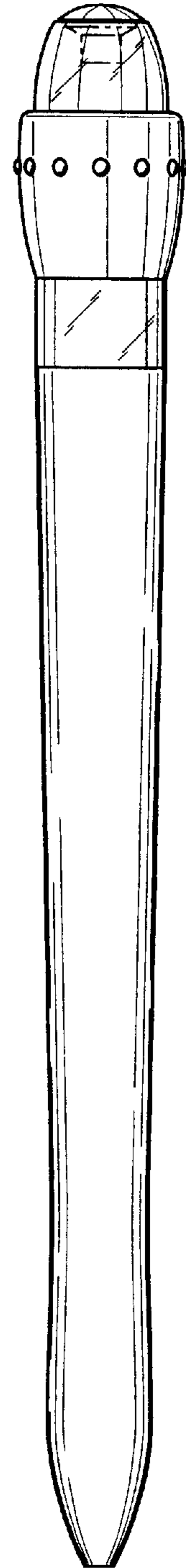
*Fig. 7*



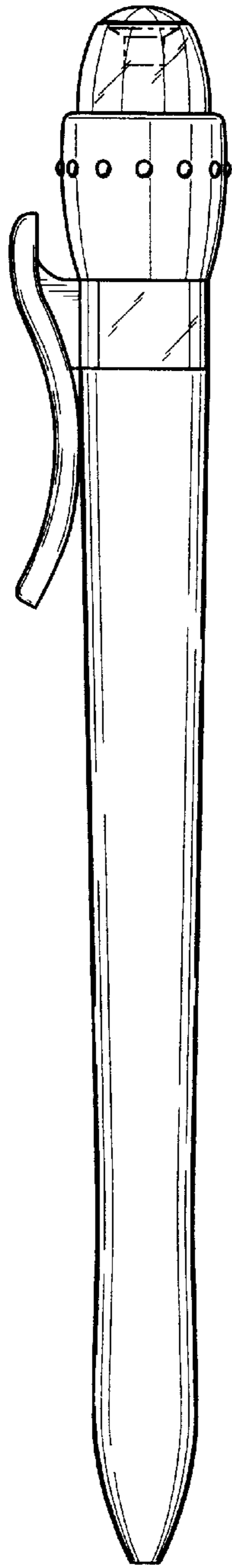
*Fig. 8*



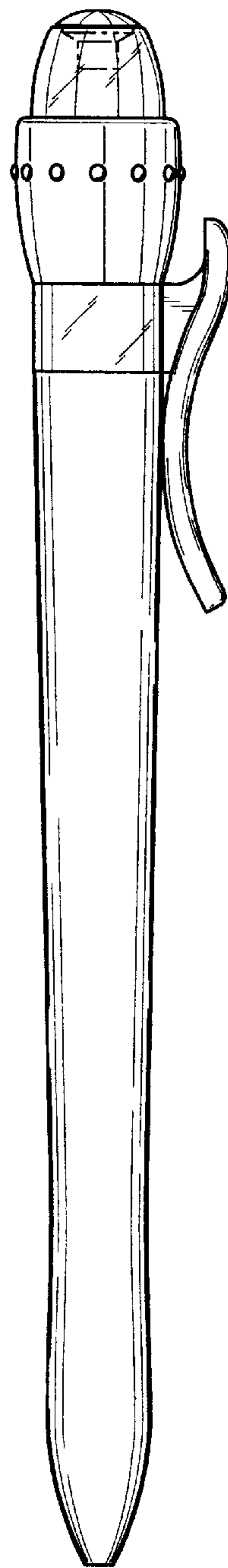
*Fig. 9*



*Fig. 10*

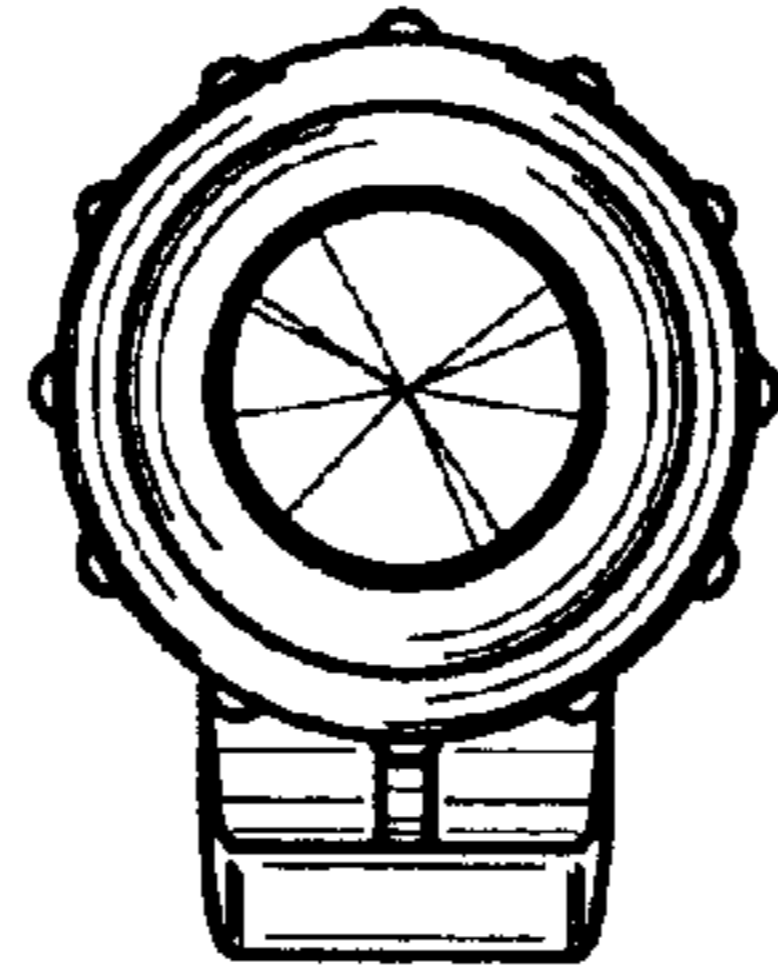


*Fig. 11*




*Fig. 12*





*Fig. 13*



*Fig. 14*