



US00D542340S

(12) **United States Design Patent** (10) **Patent No.:** **US D542,340 S**
Nakamura et al. (45) **Date of Patent:** **** *May 8, 2007**

(54) **PAPER CARTRIDGE FOR PRINTER**

(56) **References Cited**

(75) Inventors: **Yasunori Nakamura**, Shinshiro (JP);
Terumasa Hoshino, Nagoya (JP);
Haruki Matsumoto, Nagoya (JP);
Yoshikatsu Suito, Nagoya (JP)

U.S. PATENT DOCUMENTS

3,767,188 A * 10/1973 Rosenberg et al. 271/145
D258,066 S * 1/1981 DeGregorio D18/44
D453,183 S * 1/2002 Shinano et al. D18/56
D462,088 S * 8/2002 Shinano et al. D18/56
D467,964 S * 12/2002 Shinano et al. D18/56
D512,740 S 12/2005 Nakamura et al.

(73) Assignee: **Brother Industries, Ltd.**, Nagoya (JP)

(*) Notice: This patent is subject to a terminal disclaimer.

* cited by examiner

Primary Examiner—Cathy Anne MacCormac
(74) *Attorney, Agent, or Firm*—Oliff & Berridge, PLC

(**) Term: **14 Years**

(21) Appl. No.: **29/255,935**

(57) **CLAIM**

(22) Filed: **Mar. 15, 2006**

The ornamental design for a paper cartridge for printer, as shown and described.

(30) **Foreign Application Priority Data**

DESCRIPTION

Nov. 29, 2005 (JP) 2005-035195

FIG. 1 is a perspective view of a paper cartridge for printer;
FIG. 2 is a front view thereof;
FIG. 3 is a top view thereof;
FIG. 4 is a right side view thereof;
FIG. 5 is a left side view thereof;
FIG. 6 is a bottom view thereof; and,
FIG. 7 is rear view thereof.

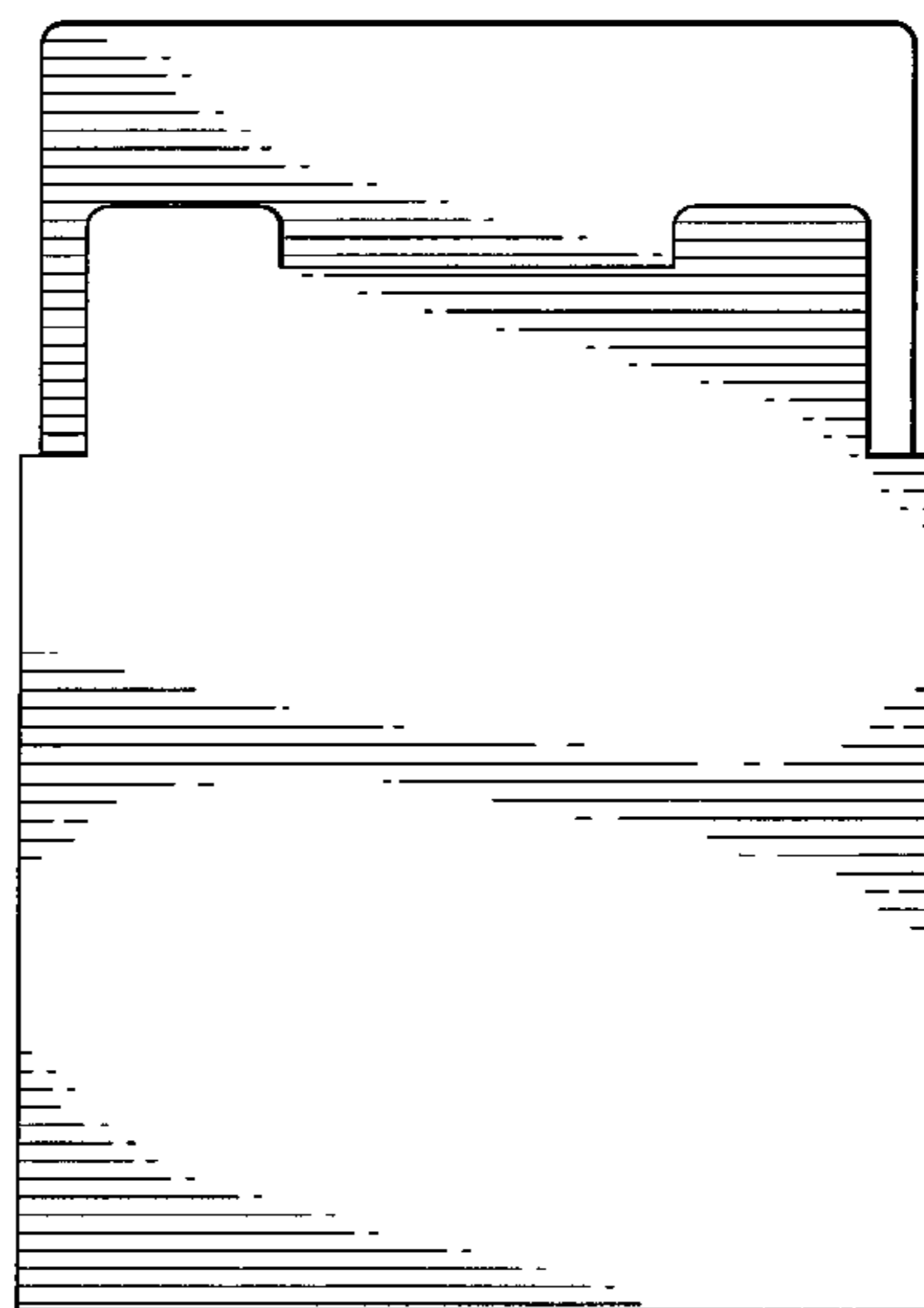

(51) **LOC (8) Cl.** **18-02**

(52) **U.S. Cl.** **D18/56**

(58) **Field of Classification Search** D18/12,
D18/40, 43, 44, 56; D14/481, 483; 347/29,
347/33, 49–50, 86–87, 178, 214; 399/25,
399/110

See application file for complete search history.

1 Claim, 3 Drawing Sheets






FIG. 1




FIG. 3

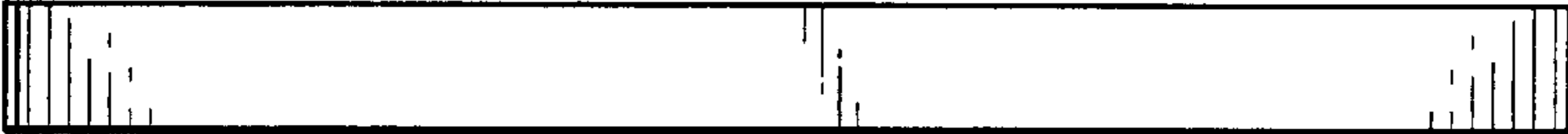


FIG. 2



FIG. 4



FIG. 5

FIG. 6

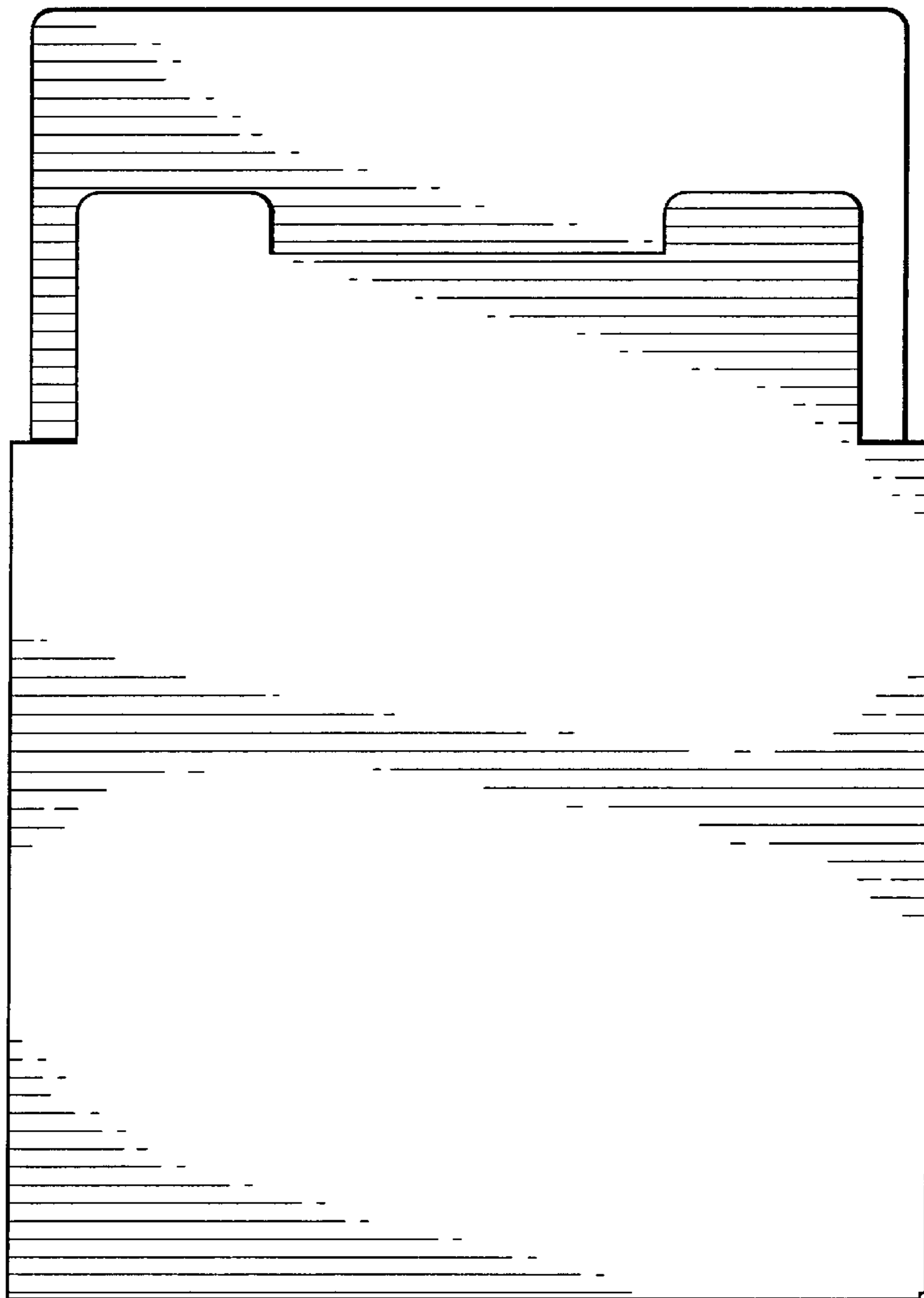


FIG. 7