

US00D542338S

(12) **United States Design Patent** (10) **Patent No.:** **US D542,338 S**
Lo (45) **Date of Patent:** **** May 8, 2007**

(54) **CUTTING BLADE FOR PAPER SHREDDER**

(76) **Inventor:** **Emily Lo**, No. 18, Lane 20, Hsin Feng Street, Hsin Chuang City, Taipei Shien (TW)

(**) **Term:** **14 Years**

(21) **Appl. No.:** **29/245,156**

(22) **Filed:** **Dec. 19, 2005**

(51) **LOC (8) Cl.** **18-04**

(52) **U.S. Cl.** **D18/34.9; D8/98**

(58) **Field of Classification Search** D15/139, D15/138, 77, 78, 133; D18/34, 99; D8/20, D8/98; 407/33; 83/676; 30/347; 69/16

See application file for complete search history.

(56) **References Cited**

U.S. PATENT DOCUMENTS

742,000	A	*	10/1903	Brooks	83/676
1,636,722	A	*	7/1927	Thibaudeau	83/676
2,472,876	A	*	6/1949	Ahrndt et al.	83/676
3,346,956	A	*	10/1967	Wezel et al.	30/347
4,075,919	A	*	2/1978	Komura et al.	83/676
4,167,132	A	*	9/1979	Zontelli	83/676

4,250,622	A	*	2/1981	Houle	30/347
D260,477	S	*	9/1981	Jones	D8/98
D297,240	S	*	8/1988	Hatanaka	D15/139
D348,273	S	*	6/1994	Brandenburg et al.	D15/139
D437,330	S	*	2/2001	Wotton	D15/139
6,427,572	B2	*	8/2002	Ciani et al.	83/676
D502,713	S	*	3/2005	Hunag	D15/139

* cited by examiner

Primary Examiner—Charles A. Rademaker

(74) *Attorney, Agent, or Firm*—Pro-Techtor Int'l Services

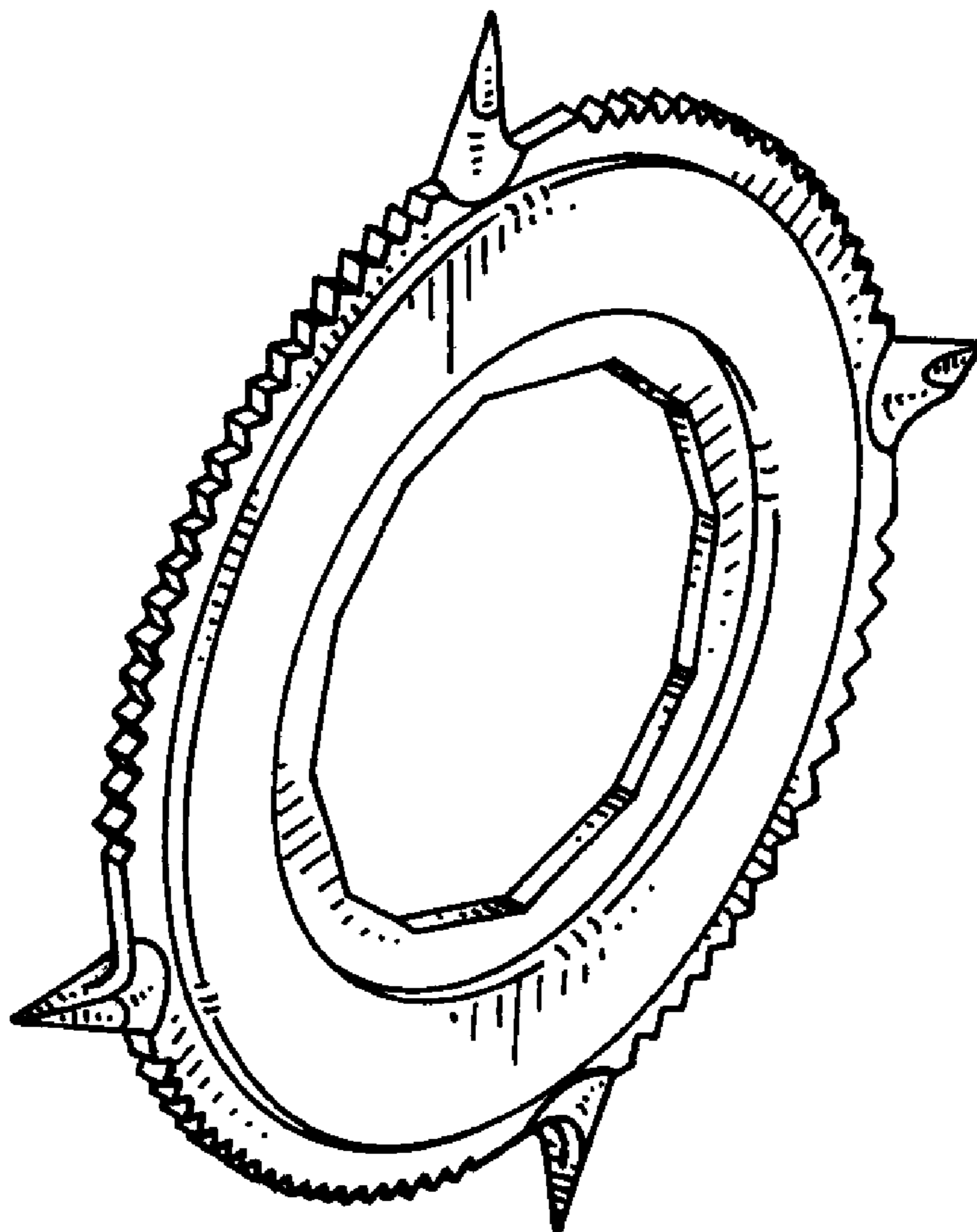
(57) **CLAIM**

The ornamental design for cutting blade for paper shredder, as shown and described.

DESCRIPTION

FIG. 1 is a perspective view of cutting blade for paper shredder showing my new design; FIG. 2 is a front elevational view thereof; FIG. 3 is a rear elevational view thereof; FIG. 4 is a top plan view thereof; FIG. 5 is a bottom plan view thereof; FIG. 6 is a left side elevational view thereof; and, FIG. 7 is a right side elevational view thereof.

1 Claim, 4 Drawing Sheets



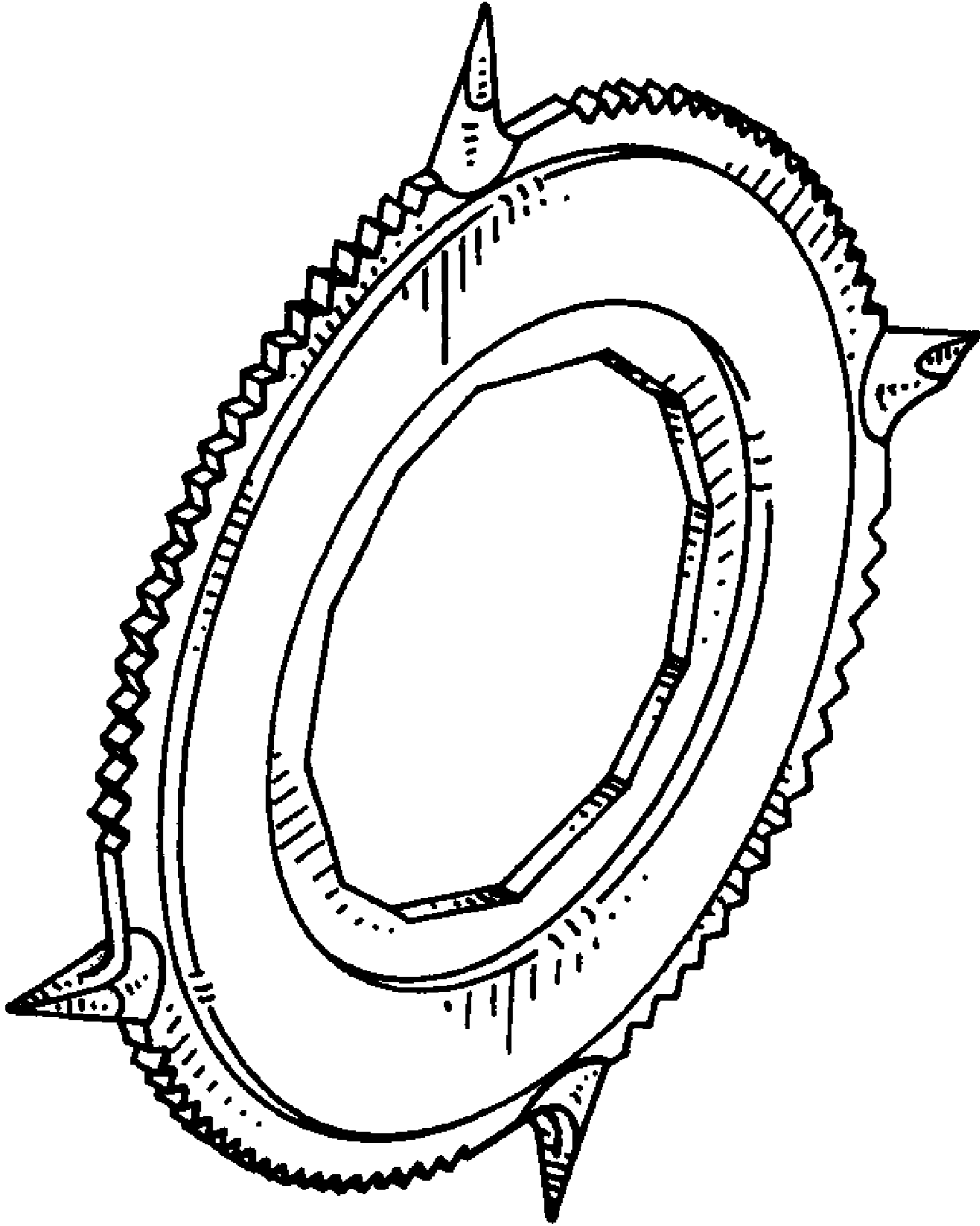


FIG. 1

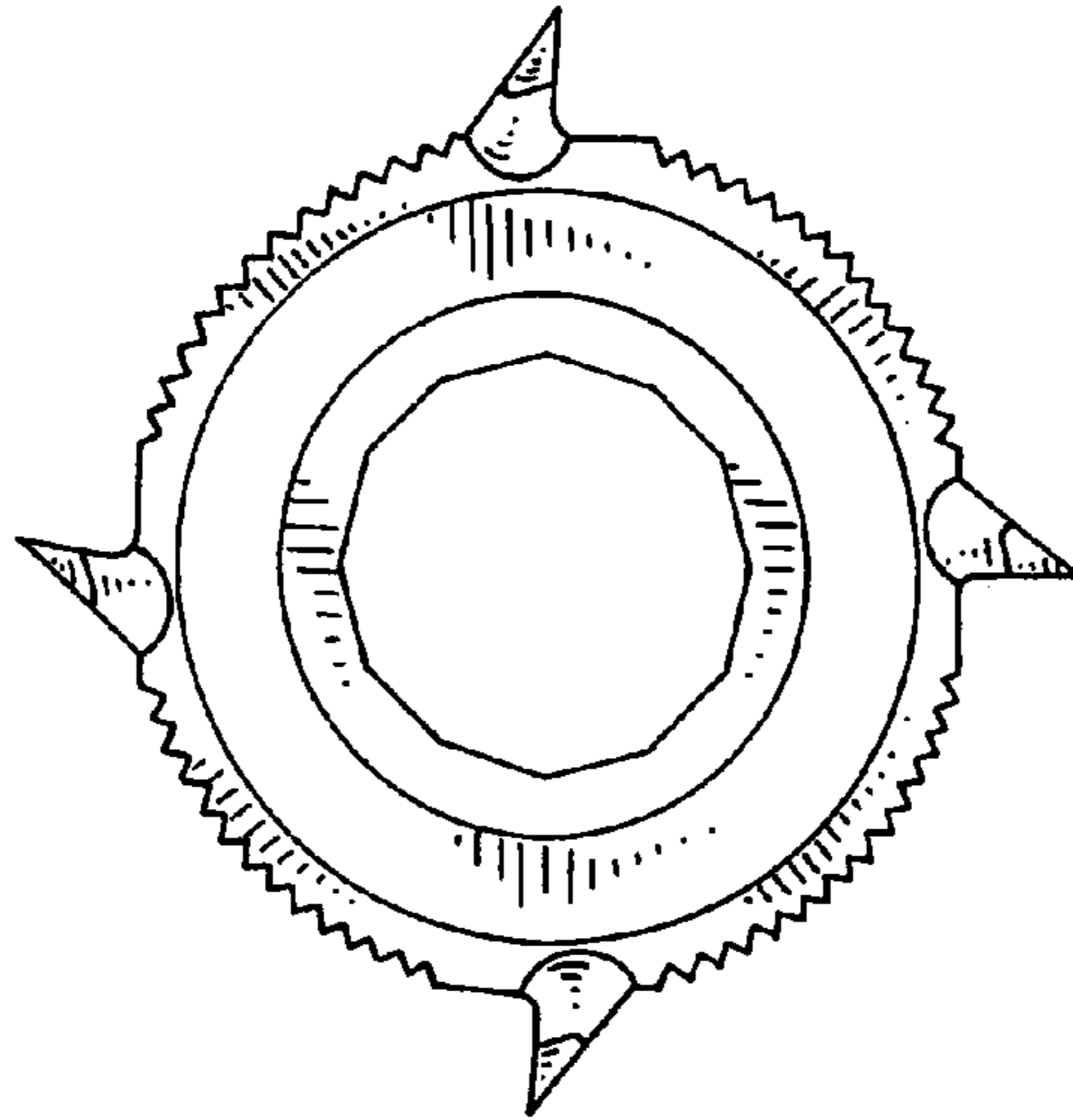


FIG. 2




FIG. 3



FIG. 4



FIG. 5



FIG. 6



FIG. 7