



US00D542331S

(12) **United States Design Patent**
Miyahara

(10) **Patent No.:** **US D542,331 S**

(45) **Date of Patent:** **** May 8, 2007**

(54) **CASH REGISTER**

(75) Inventor: **Akihiro Miyahara**, Kunitachi (JP)

(73) Assignee: **Casio Keisanki Kabushiki Kaisha**,
Tokyo (JP)

(**) Term: **14 Years**

(21) Appl. No.: **29/212,977**

(22) Filed: **Sep. 10, 2004**

(51) **LOC (8) Cl.** **18-01**

(52) **U.S. Cl.** **D18/4.1**

(58) **Field of Classification Search** D18/3.1-3.3,
D18/4.1-4.6, 6-8, 11, 12, 12.1-12.3; D14/336,
D14/341-343, 371, 374-376, 384, 385, 387;
D21/324, 329; D99/28, 33, 43; 235/1 E,
235/2, 6, 7 R, 12, 33, 50 A, 50 B, 50 R,
235/51, 55 R, 379, 380, 386; 705/12, 15-18,
705/43

See application file for complete search history.

(56) **References Cited**

U.S. PATENT DOCUMENTS

4,635,351	A *	1/1987	Koch et al.	29/598
4,727,410	A *	2/1988	Higgins, III	257/700
5,102,129	A *	4/1992	Roberts	473/414
5,216,203	A *	6/1993	Gower	174/663
5,458,433	A *	10/1995	Stastny	403/408.1
D449,881	S *	10/2001	Mock, Sr.	D24/101
6,592,923	B2 *	7/2003	Chandler et al.	425/259

OTHER PUBLICATIONS

Related U.S. Appl. No. 29/212,979, filed Sep. 10, 2004;
Inventor: A. Miyahara.

Related U.S. Appl. No. 29/212,978, filed Sep. 10, 2004;
Inventor: A. Miyahara.

* cited by examiner

Primary Examiner—Caron D. Veynar

Assistant Examiner—Garth Rademaker

(74) *Attorney, Agent, or Firm*—Frishauf, Holtz, Goodman
& Chick, P.C.

(57) **CLAIM**

The ornamental design for a cash register, as shown and
described.

DESCRIPTION

FIG. 1 is a front, right side, bottom perspective view of a dial
and numerical keys for a cash register showing my new
design;

FIG. 2 is a front elevational view thereof, shown at an
enlarged scale;

FIG. 3 is a rear elevational view thereof;

FIG. 4 is a left side view thereof;

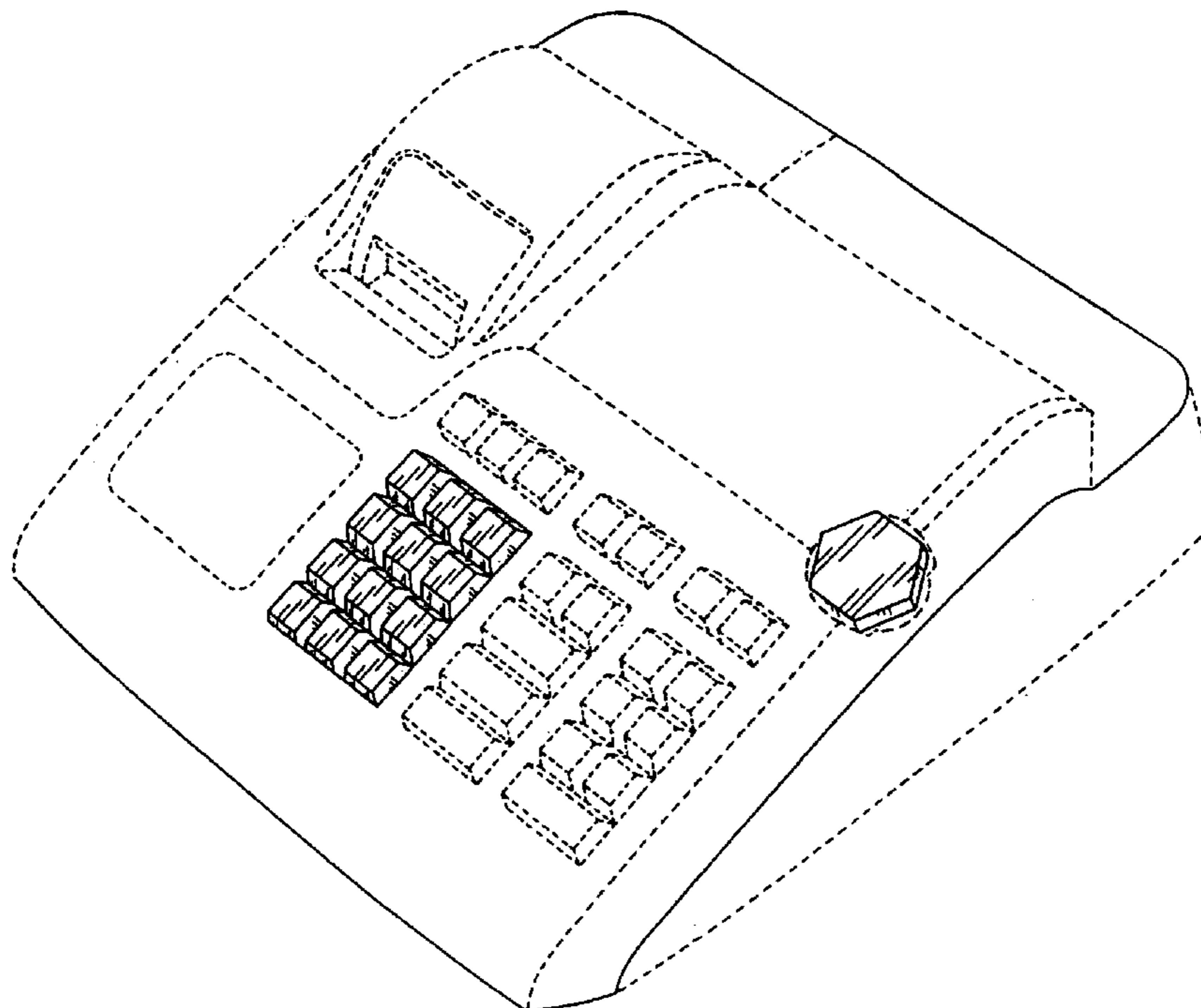
FIG. 5 is a right side view thereof;

FIG. 6 is a top plan view thereof; and,

FIG. 7 is a bottom plan view thereof.

The broken line showings are for illustrative purposes only
and form no part of the claimed design.

1 Claim, 6 Drawing Sheets



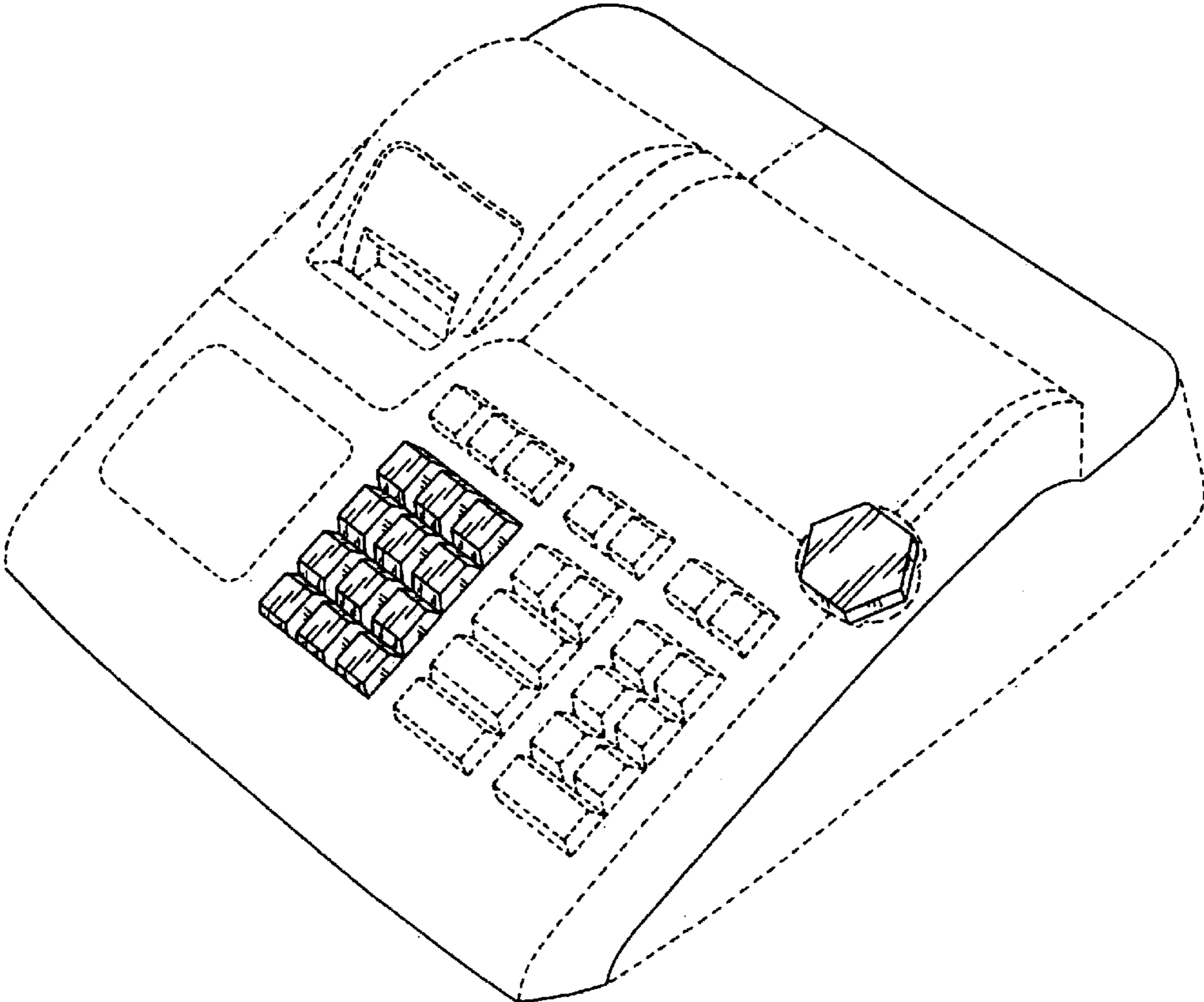


FIG. 1

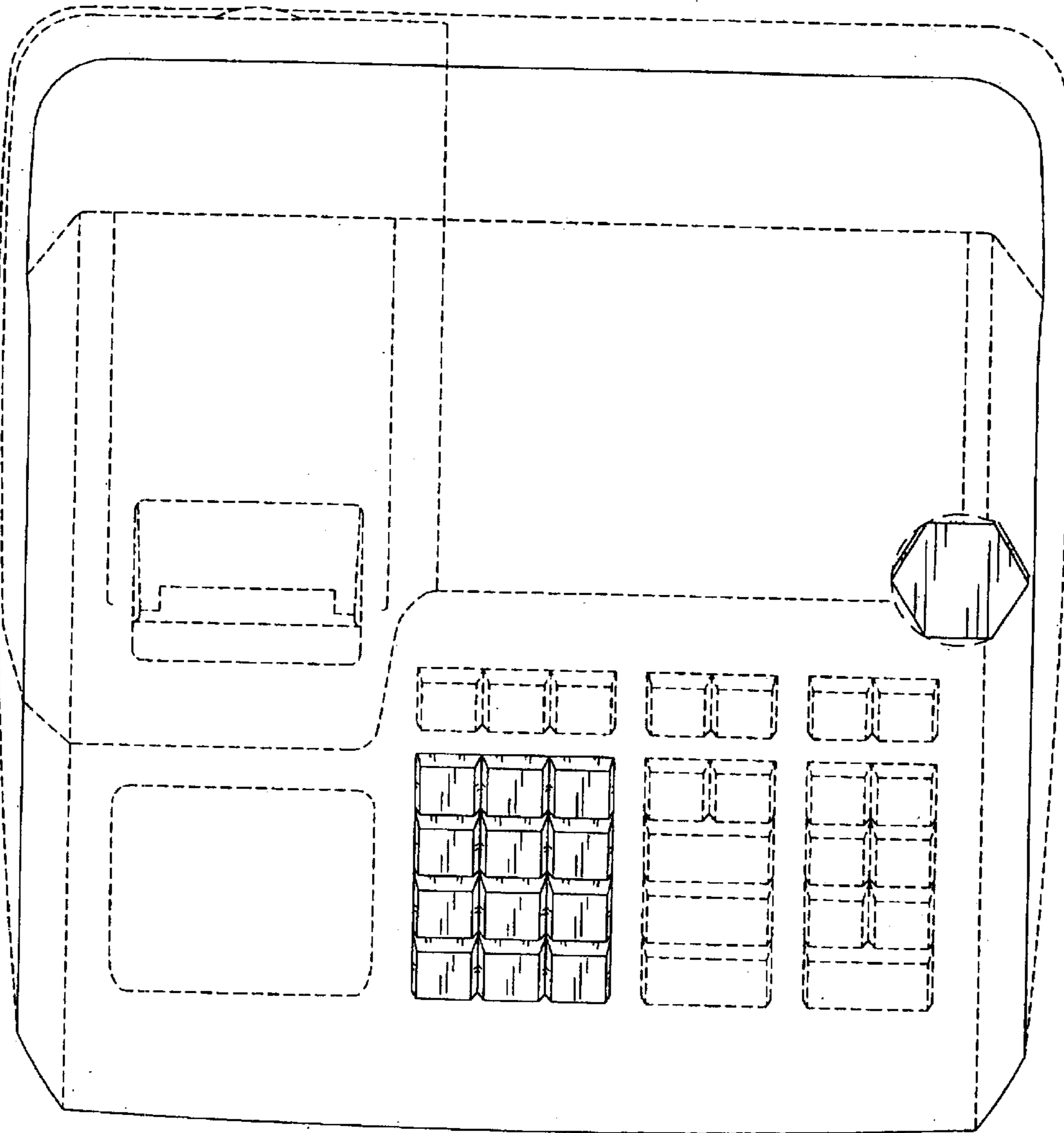


FIG. 2




FIG. 3

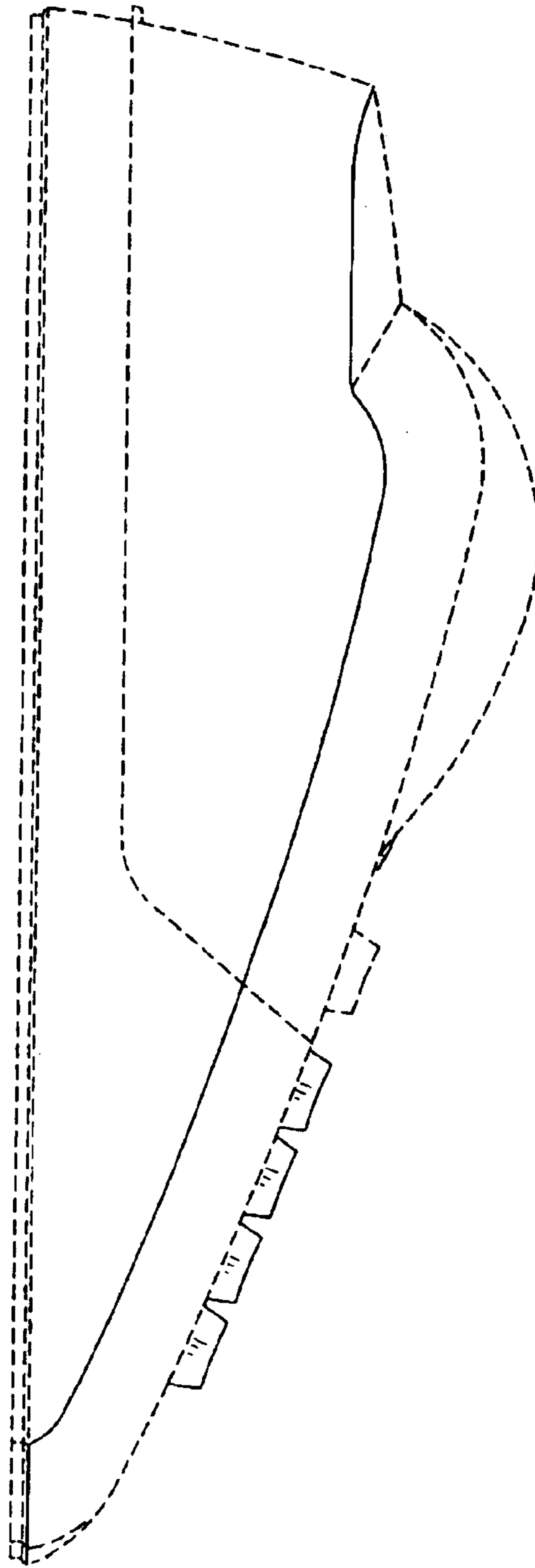


FIG. 4

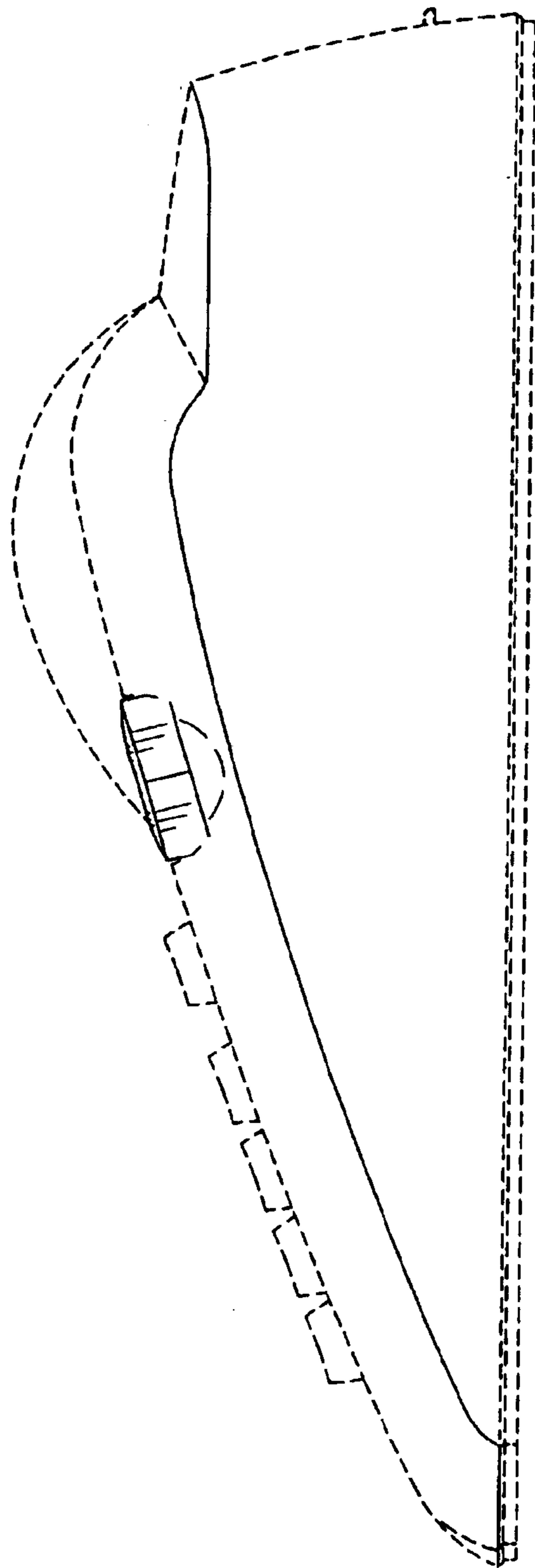


FIG. 5

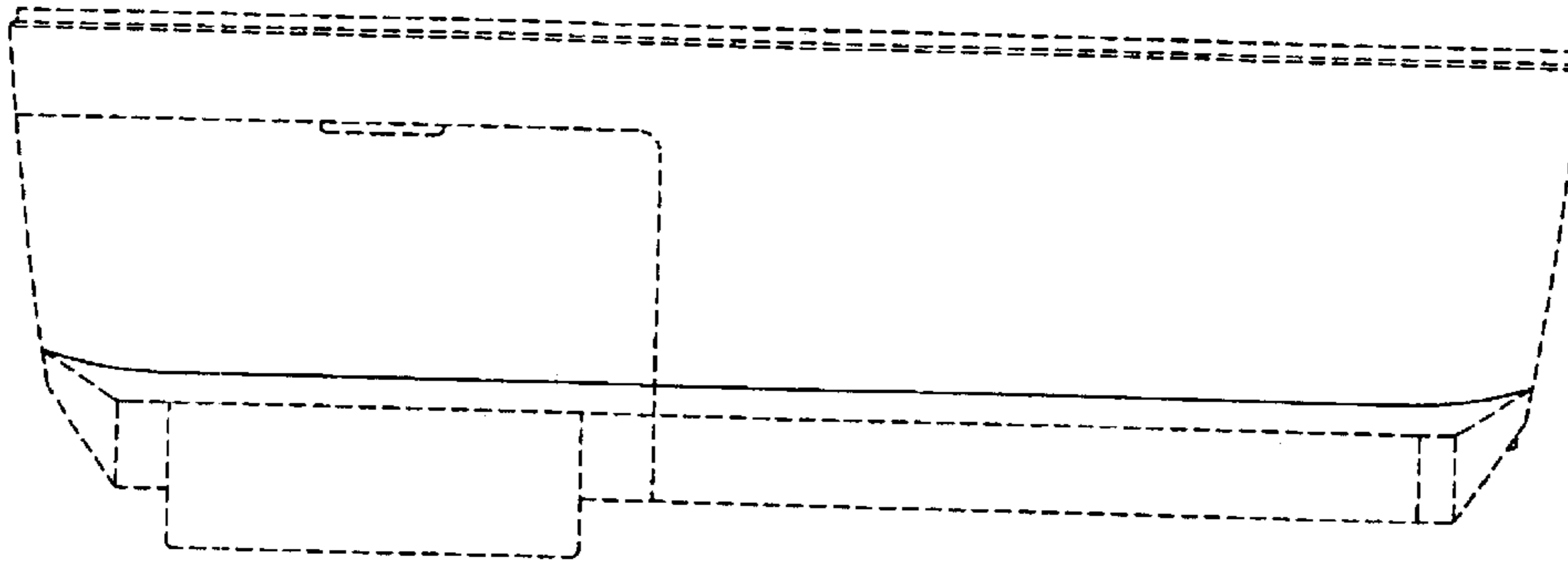


FIG. 6

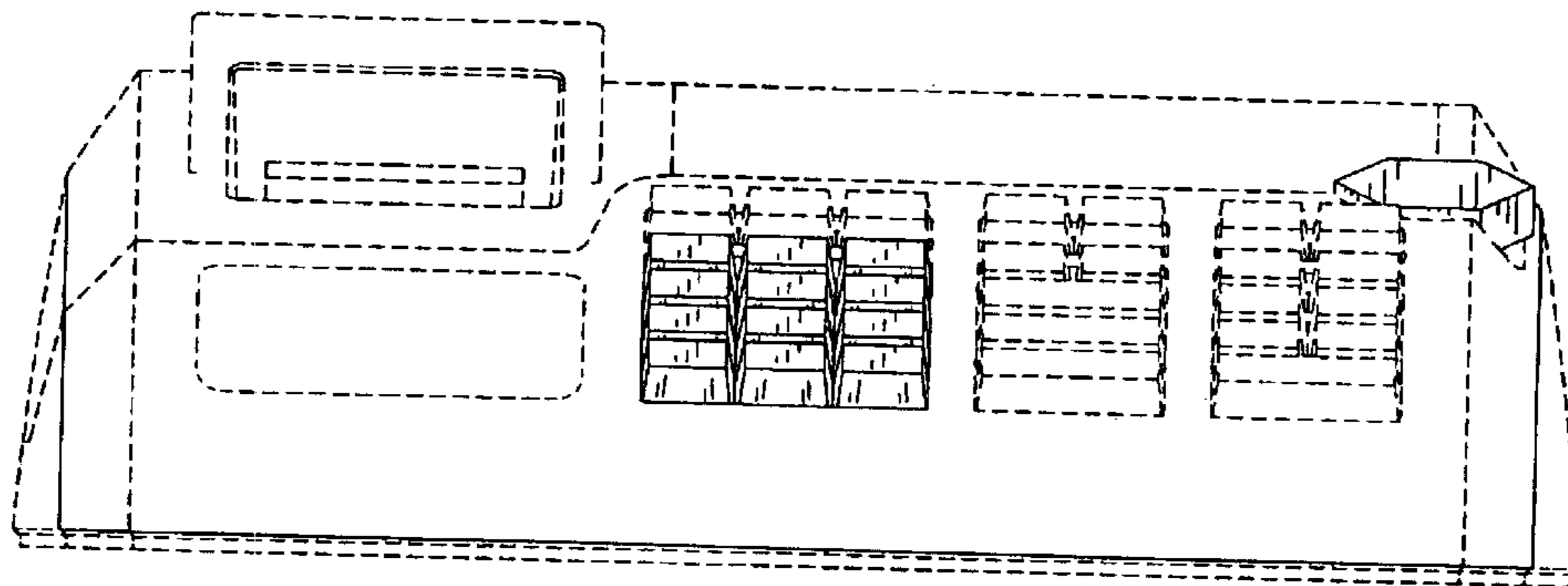


FIG. 7