

US00D542328S

(12) **United States Design Patent**  
**Hsu**

(10) **Patent No.:** **US D542,328 S**

(45) **Date of Patent:** **\*\* May 8, 2007**

(54) **EYEGLASS FRAME**

(75) Inventor: **Wan-Ting Hsu**, Tainan (TW)

(73) Assignee: **Sun Sight Glasses Co., Ltd.**, Tainan (TW)

(\*\*) Term: **14 Years**

(21) Appl. No.: **29/222,972**

(22) Filed: **Feb. 7, 2005**

(51) **LOC (8) Cl.** ..... **16-06**

(52) **U.S. Cl.** ..... **D16/313; D16/323; D16/326; D16/335**

(58) **Field of Classification Search** ..... D16/101, D16/300, 303, 311-312, 319, 325-326; D24/110.2; D29/108-110; 2/426, 428-430, 432, 436-447, 2/452; 351/41, 43-44, 51-52, 158  
See application file for complete search history.

(56) **References Cited**

**U.S. PATENT DOCUMENTS**

2,337,617	A	*	12/1943	Gahan, Jr.	.....	2/432
D146,609	S	*	4/1947	Mangold	.....	D16/307
D285,020	S	*	8/1986	Schmidthaler	.....	D16/313
D308,980	S	*	7/1990	McGee	.....	D16/314
5,815,235	A	*	9/1998	Runckel	.....	351/92
D407,428	S	*	3/1999	Jannard et al.	.....	D16/326
D410,941	S	*	6/1999	Jackson et al.	.....	D16/328

D431,584	S	*	10/2000	Chiang	.....	D16/312
D463,815	S	*	10/2002	Katz et al.	.....	D16/326
D477,623	S	*	7/2003	Thixton et al.	.....	D16/326
D497,628	S	*	10/2004	Sheldon	.....	D16/326
D497,931	S	*	11/2004	Sheldon	.....	D16/314
D519,148	S	*	4/2006	Wu	.....	D16/326
D527,757	S	*	9/2006	Chen	.....	D16/312
2003/0214626	A1	*	11/2003	Katz et al.	.....	351/41
2005/0183191	A1	*	8/2005	Tominaga et al.	.....	2/426

\* cited by examiner

*Primary Examiner*—Philip S. Hyder

*Assistant Examiner*—RoseLynne (Ulm) Cody

(74) *Attorney, Agent, or Firm*—Alan D. Kamrath; Nikolai & Mersereau, P.A.

(57) **CLAIM**

The ornamental design for an eyeglass frame, as shown and described.

**DESCRIPTION**

FIG. 1 is a perspective view of an eyeglass frame showing my new design;

FIG. 2 is a front side elevational view thereof;

FIG. 3 is a rear side elevational view thereof;

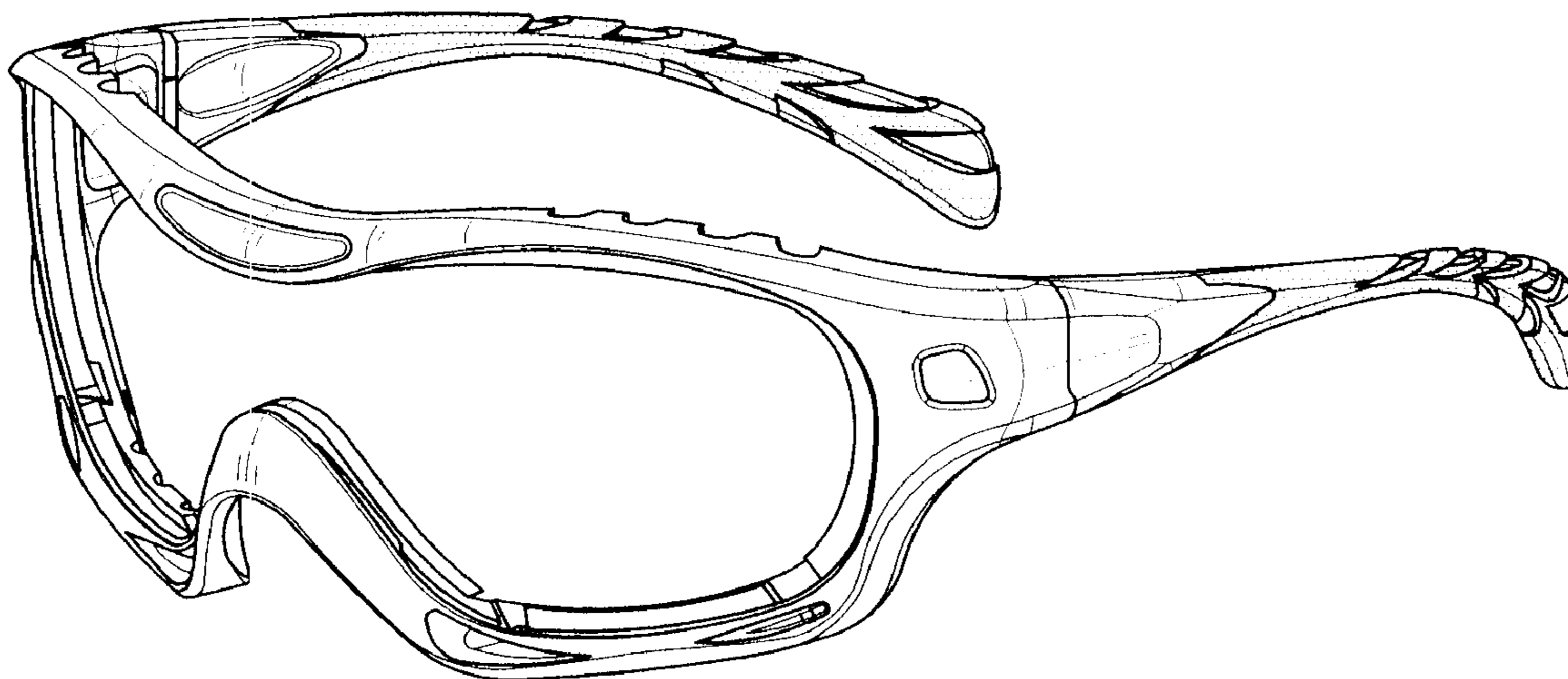
FIG. 4 is a left side elevational view thereof;

FIG. 5 is a right side elevational view thereof;

FIG. 6 is a top plan view thereof; and,

FIG. 7 is a bottom plan view thereof.

**1 Claim, 5 Drawing Sheets**



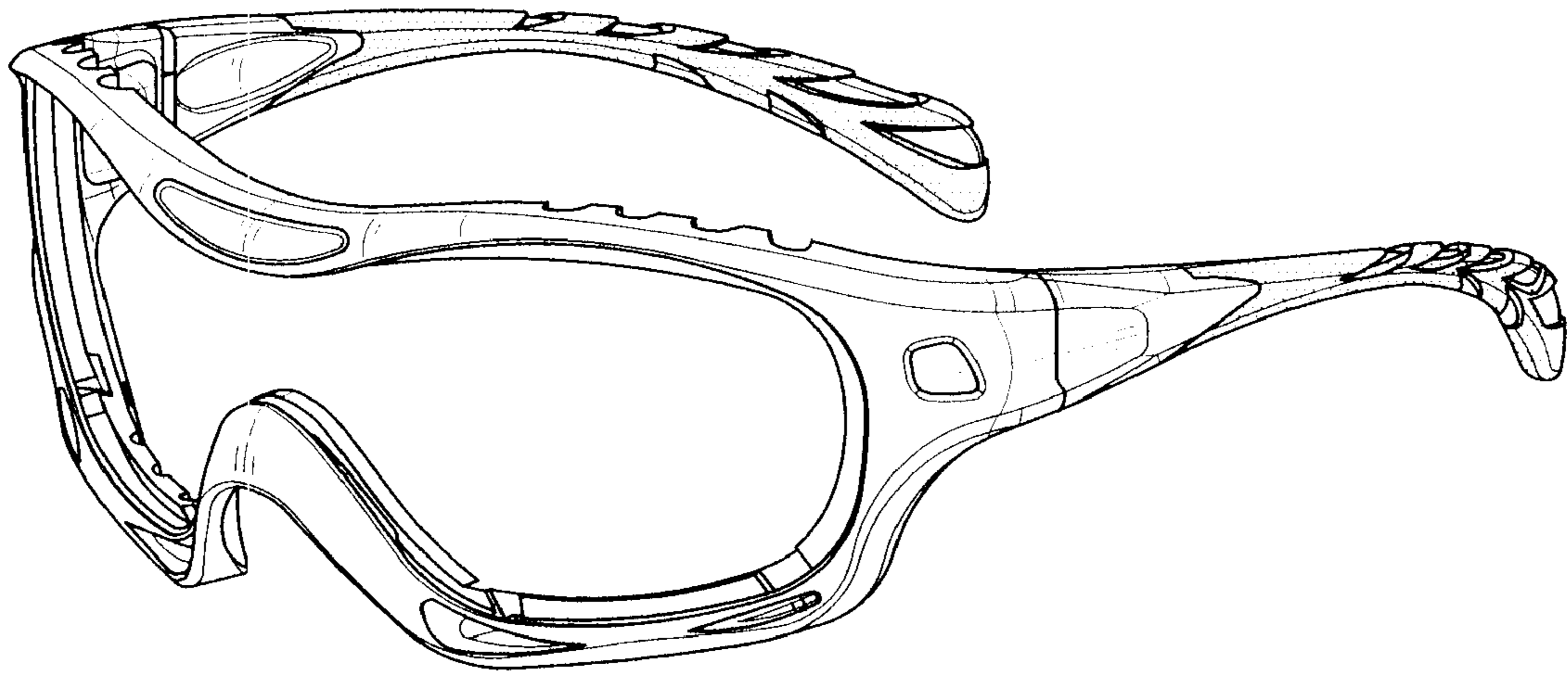


FIG. 1

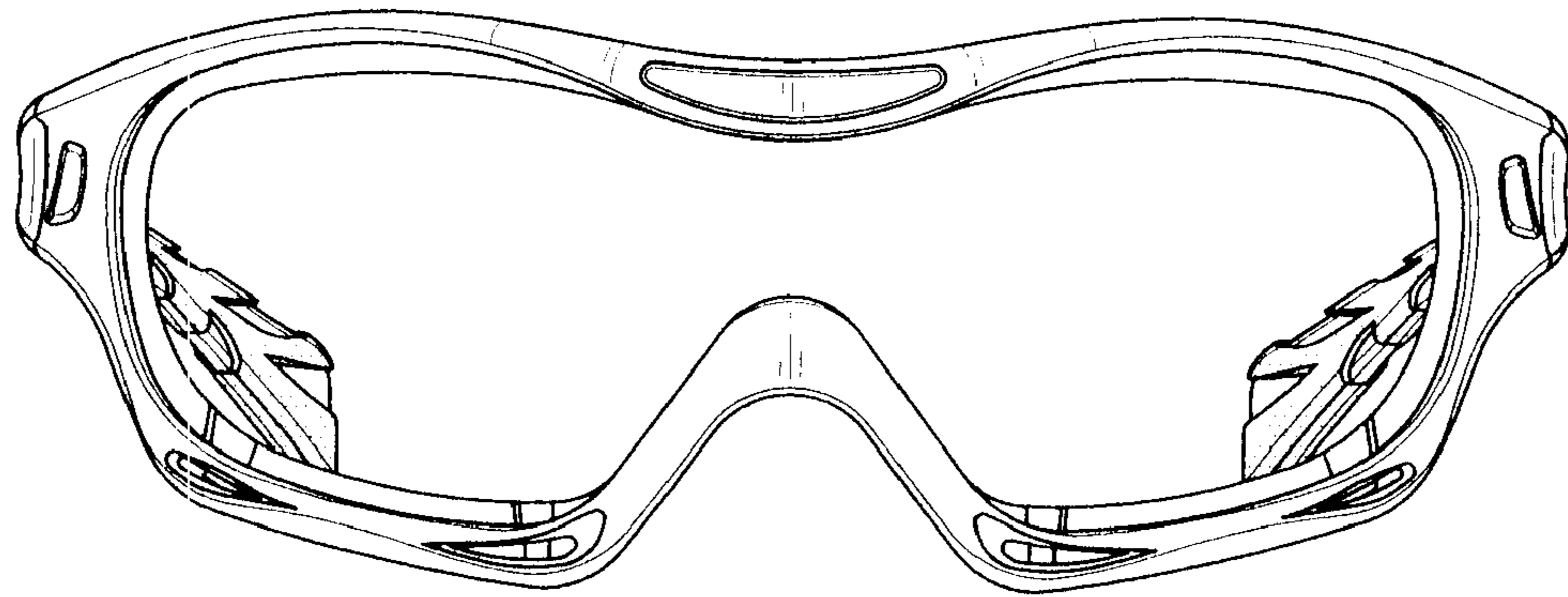


FIG. 2

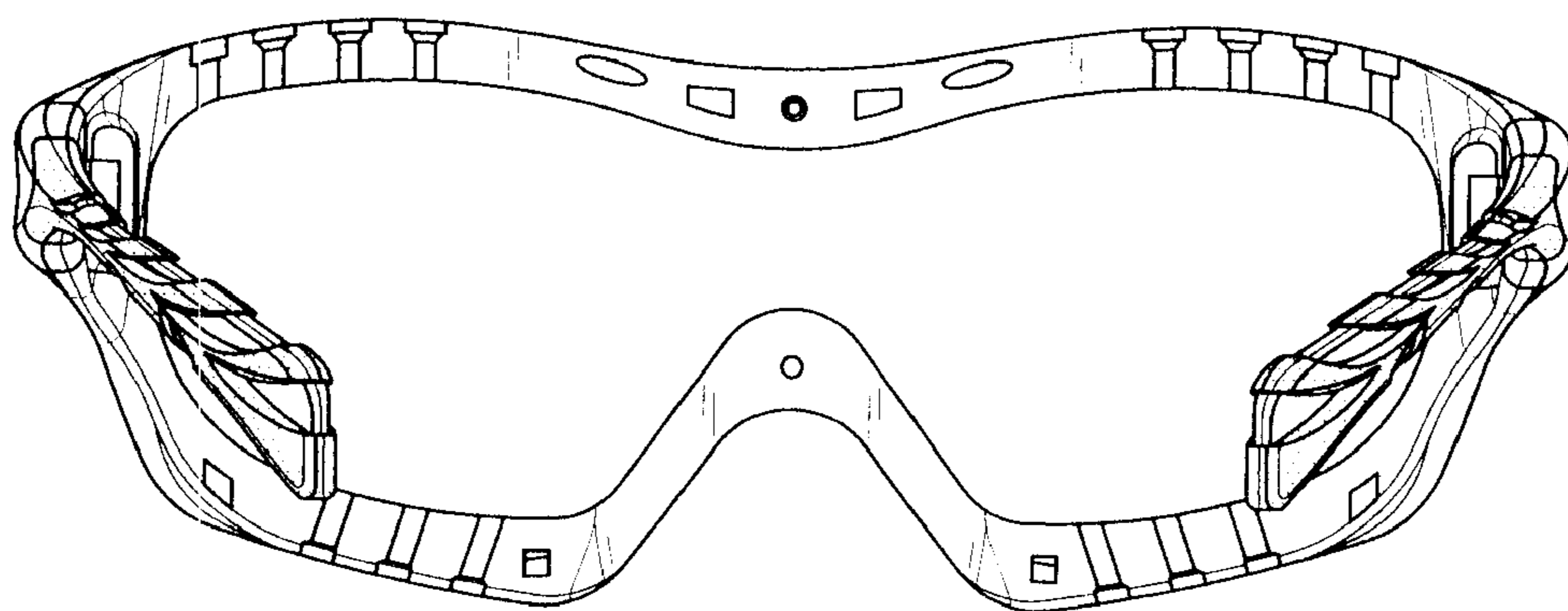


FIG. 3

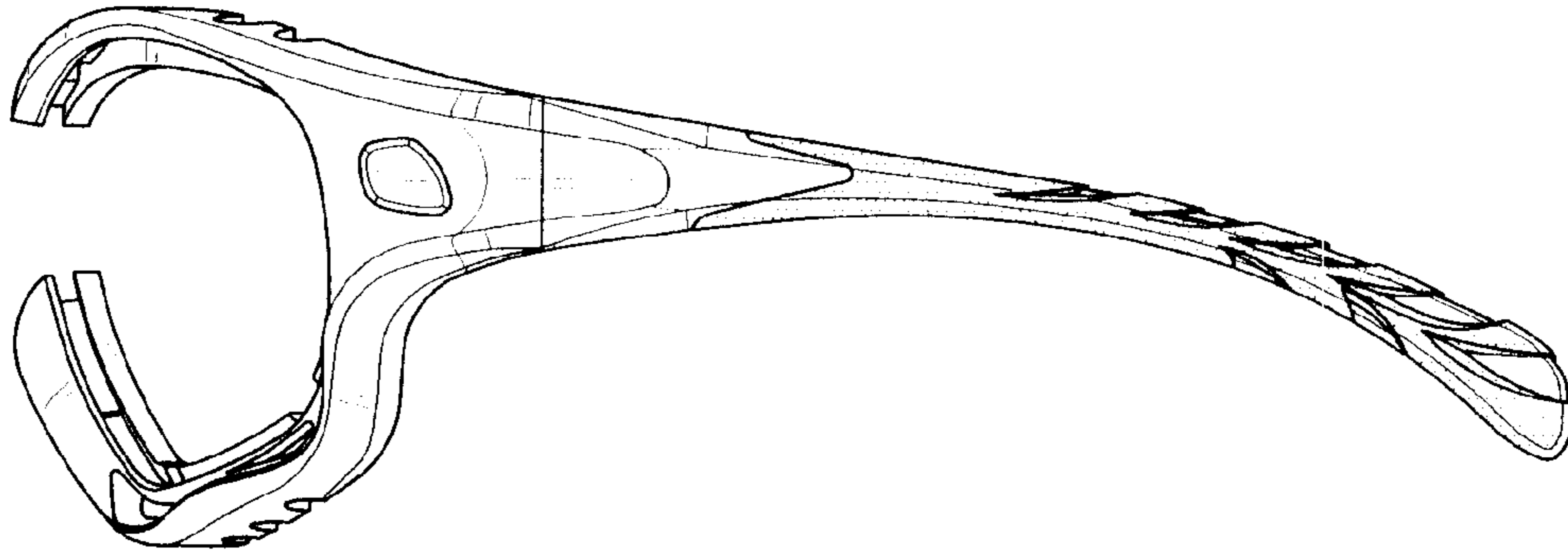


FIG. 4

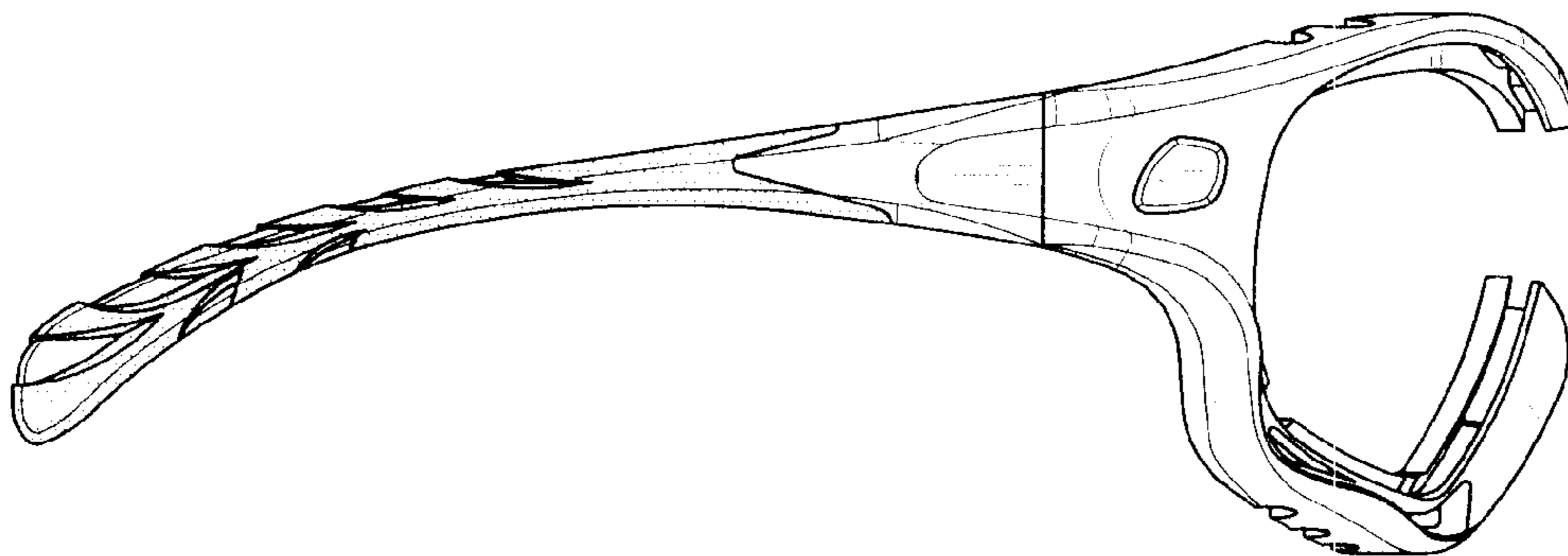


FIG. 5



FIG. 6



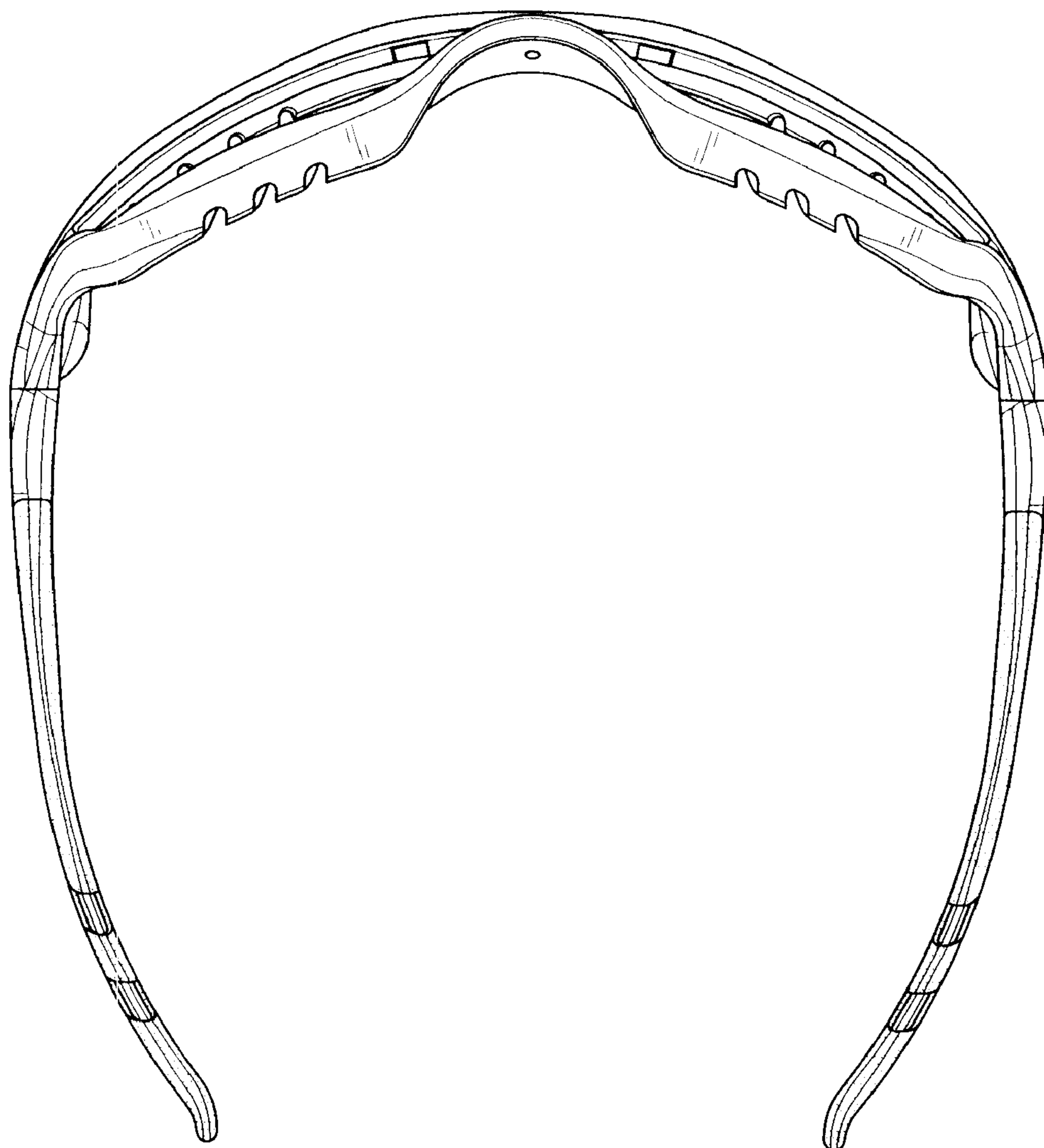


FIG. 7