

US00D542327S

(12) **United States Design Patent**
Hsu

(10) **Patent No.:** **US D542,327 S**

(45) **Date of Patent:** **** May 8, 2007**

(54) **SKI GOGGLES**

(75) Inventor: **Wan-Ting Hsu**, Tainan (TW)

(73) Assignee: **Sun Sight Glasses Co., Ltd.**, Tainan (TW)

(**) Term: **14 Years**

(21) Appl. No.: **29/222,974**

(22) Filed: **Feb. 7, 2005**

(51) **LOC (8) Cl.** **16-06**

(52) **U.S. Cl.** **D16/312**

(58) **Field of Classification Search** D16/101,
D16/300, 303, 311-312, 319, 325-326; D24/110.2;
D29/108-110; 2/426, 428-430, 432, 436-447,
2/452

See application file for complete search history.

(56) **References Cited**

U.S. PATENT DOCUMENTS

D317,614 S	*	6/1991	Dianitsch	D24/110.2
D325,266 S	*	4/1992	Pouilloux	D16/312
D327,490 S	*	6/1992	Wilson	D16/312
D364,181 S	*	11/1995	Arnette	D16/312
5,815,235 A	*	9/1998	Runckel	351/92
D405,102 S	*	2/1999	Moritz et al.	D16/312
D442,206 S	*	5/2001	Meyerhoffer	D16/312
D456,037 S	*	4/2002	Tabacchi	D16/312
D465,507 S	*	11/2002	Wang	D16/312
D466,916 S	*	12/2002	Wang	D16/312
D478,610 S	*	8/2003	Moritz et al.	D16/312
D478,926 S	*	8/2003	Moritz et al.	D16/312
D503,422 S	*	3/2005	Canavan et al.	D16/312
D505,444 S	*	5/2005	Borlet et al.	D16/312
6,948,813 B2	*	9/2005	Parks	351/158
D510,378 S	*	10/2005	Dondero et al.	D16/312

D515,615 S	*	2/2006	Fecteau et al.	D16/312
D519,147 S	*	4/2006	Moritz et al.	D16/312
D523,889 S	*	6/2006	Chen	D16/312
D524,352 S	*	7/2006	Hsu	D16/312
D527,757 S	*	9/2006	Chen	D16/312
2001/0029623 A1	*	10/2001	Tsubooka	2/436
2002/0023292 A1	*	2/2002	Masumoto	2/441
2002/0166159 A1	*	11/2002	Kawanishi et al.	2/436
2005/0183191 A1	*	8/2005	Tominaga et al.	2/426
2006/0179554 A1	*	8/2006	Barton	2/426

OTHER PUBLICATIONS

No. R8046 from Sun Sight Glasses Co., Ltd. online viewing for 2006 products. Downloaded Dec. 7, 2006 at <http://www.sunsightglasses.com/>.*

* cited by examiner

Primary Examiner—Philip S. Hyder

Assistant Examiner—RoseLynne (Ulm) Cody

(74) *Attorney, Agent, or Firm*—Alan D. Kamrath; Nikolai & Mersereau, P.A.

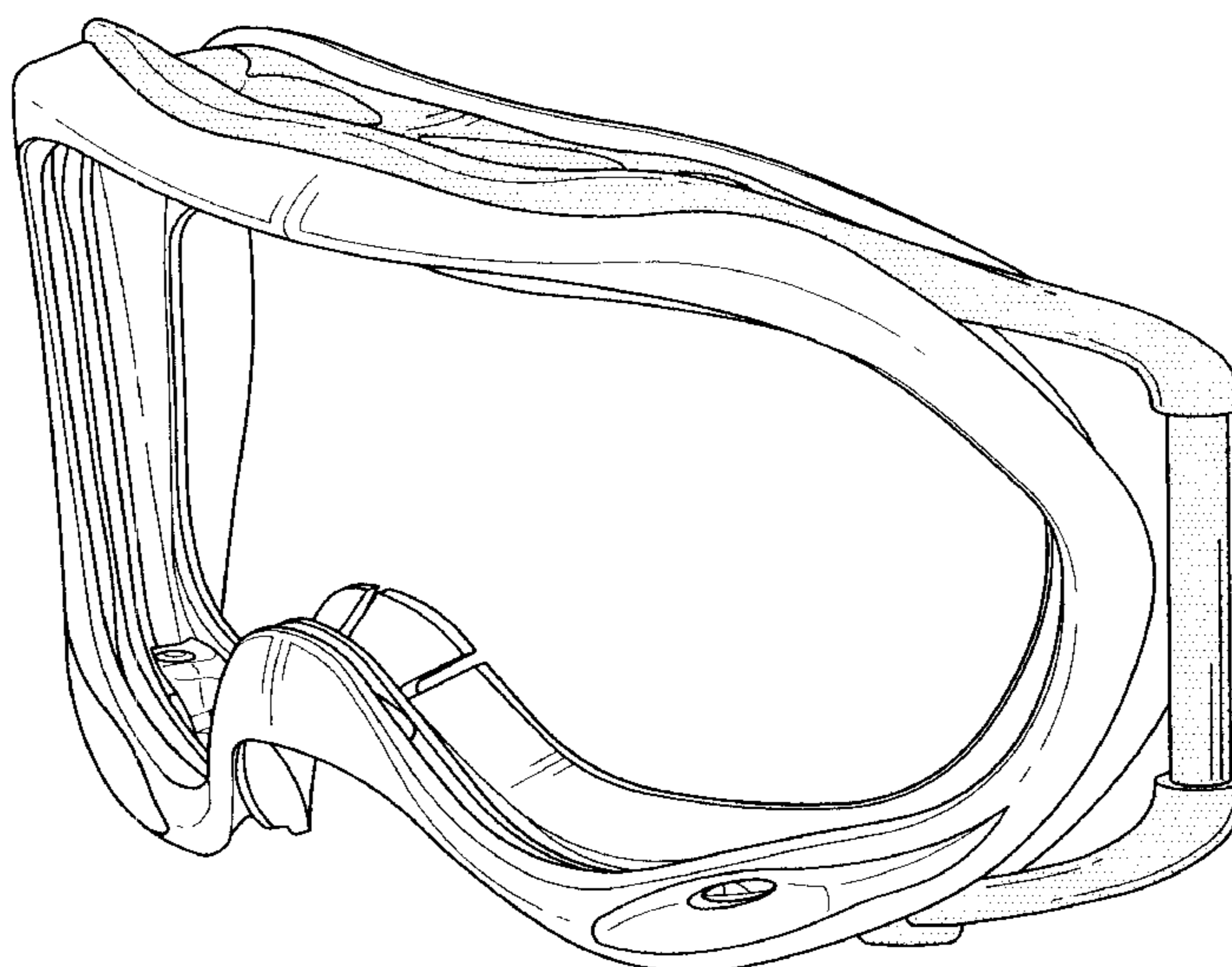
(57) **CLAIM**

The ornamental design for ski goggles, as shown and described.

DESCRIPTION

FIG. 1 is a perspective view of ski goggles showing my new design;
FIG. 2 is a front side elevational view thereof;
FIG. 3 is a rear side elevational view thereof;
FIG. 4 is a left side elevational view thereof;
FIG. 5 is a right side elevational view thereof;
FIG. 6 is a top plan view thereof; and,
FIG. 7 is a bottom plan view thereof.

1 Claim, 4 Drawing Sheets



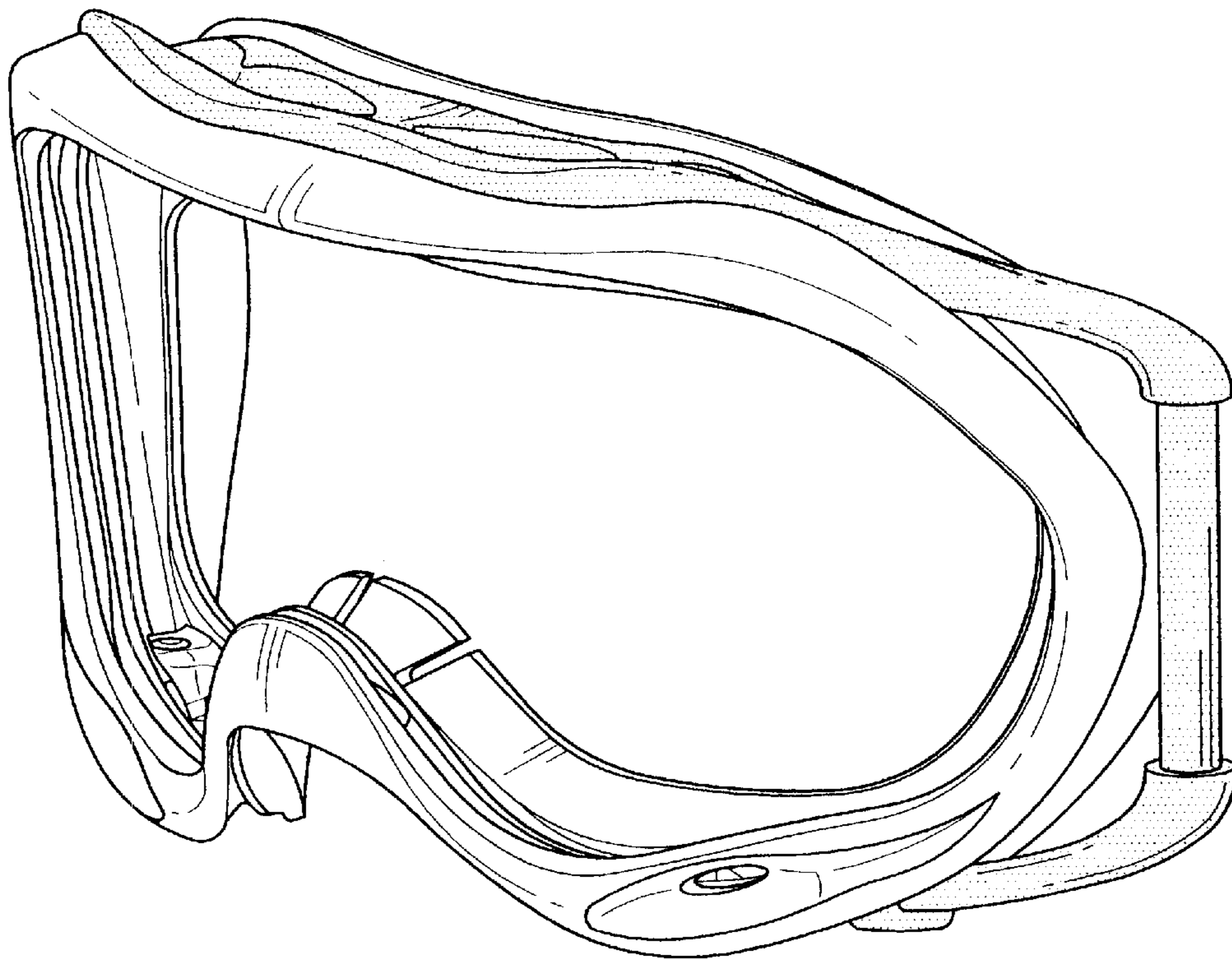


FIG. 1

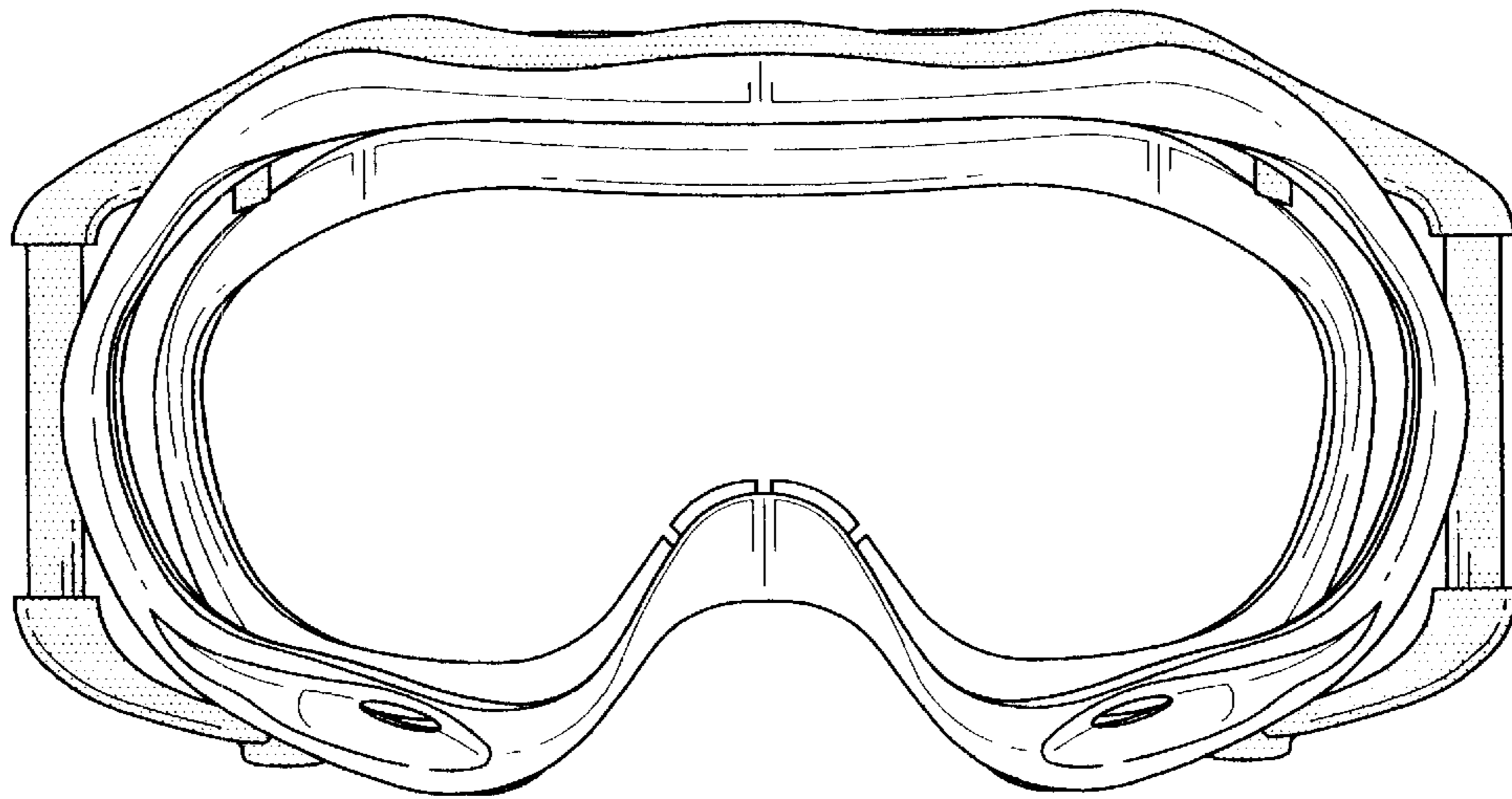


FIG. 2

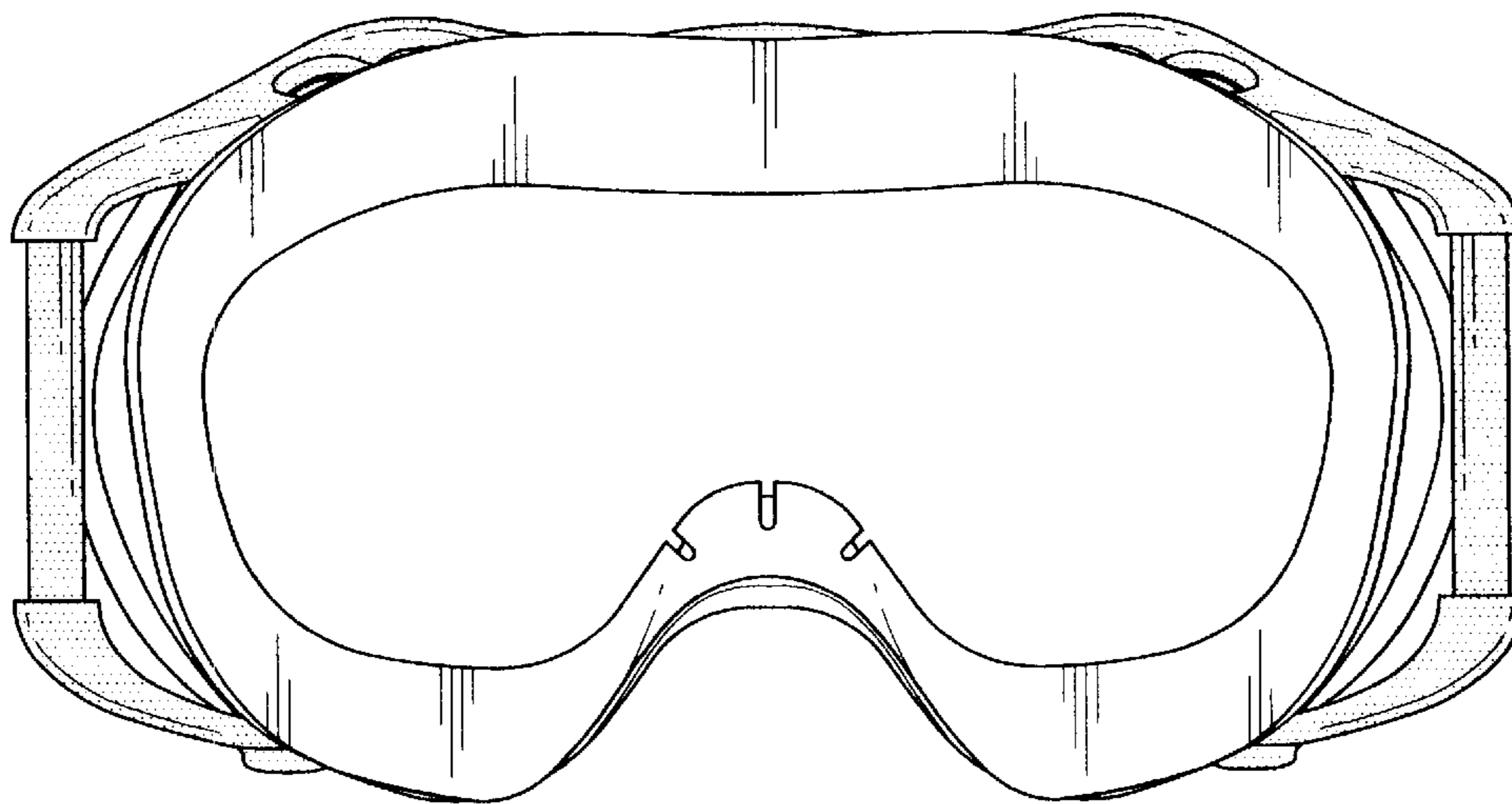


FIG. 3

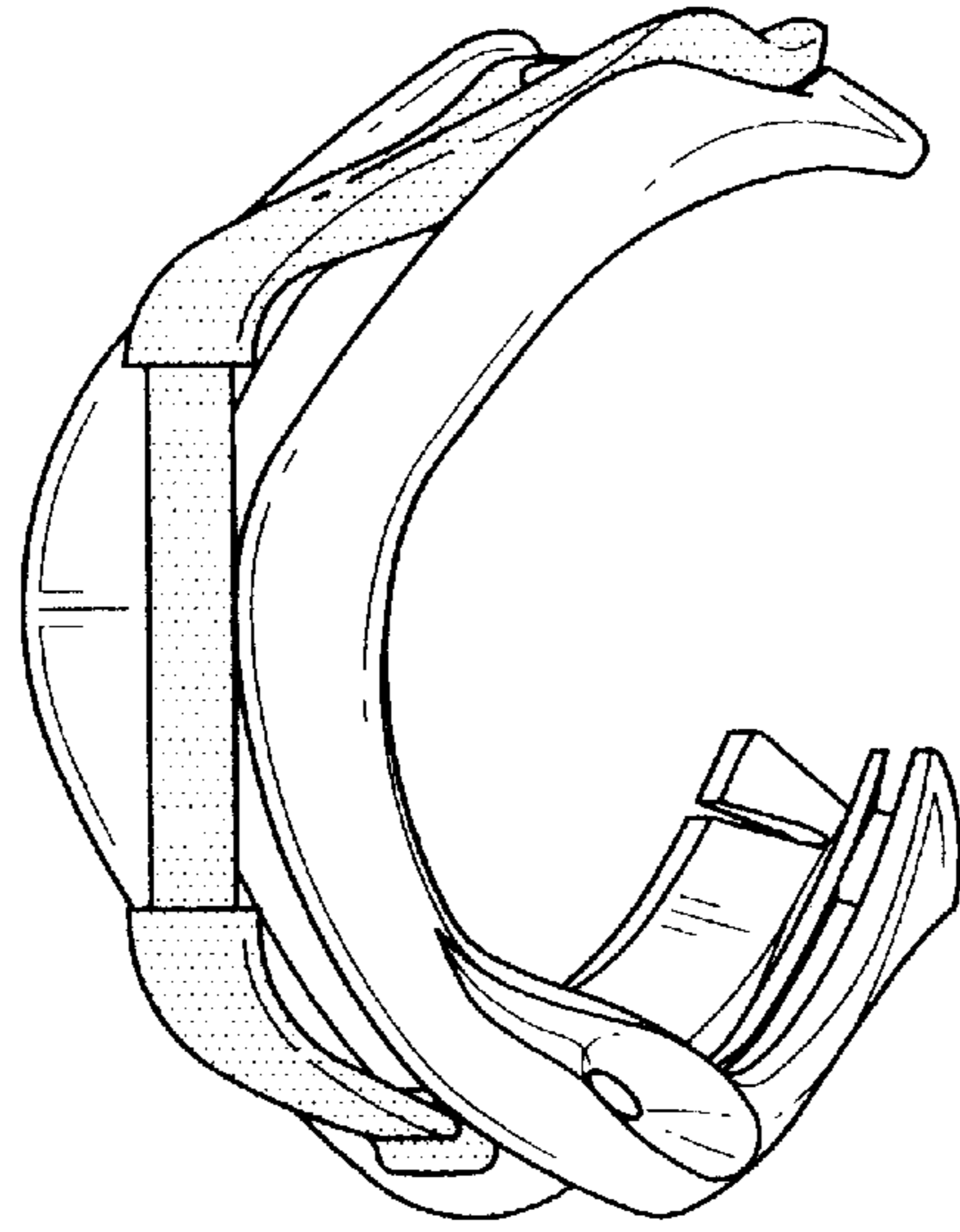


FIG. 4

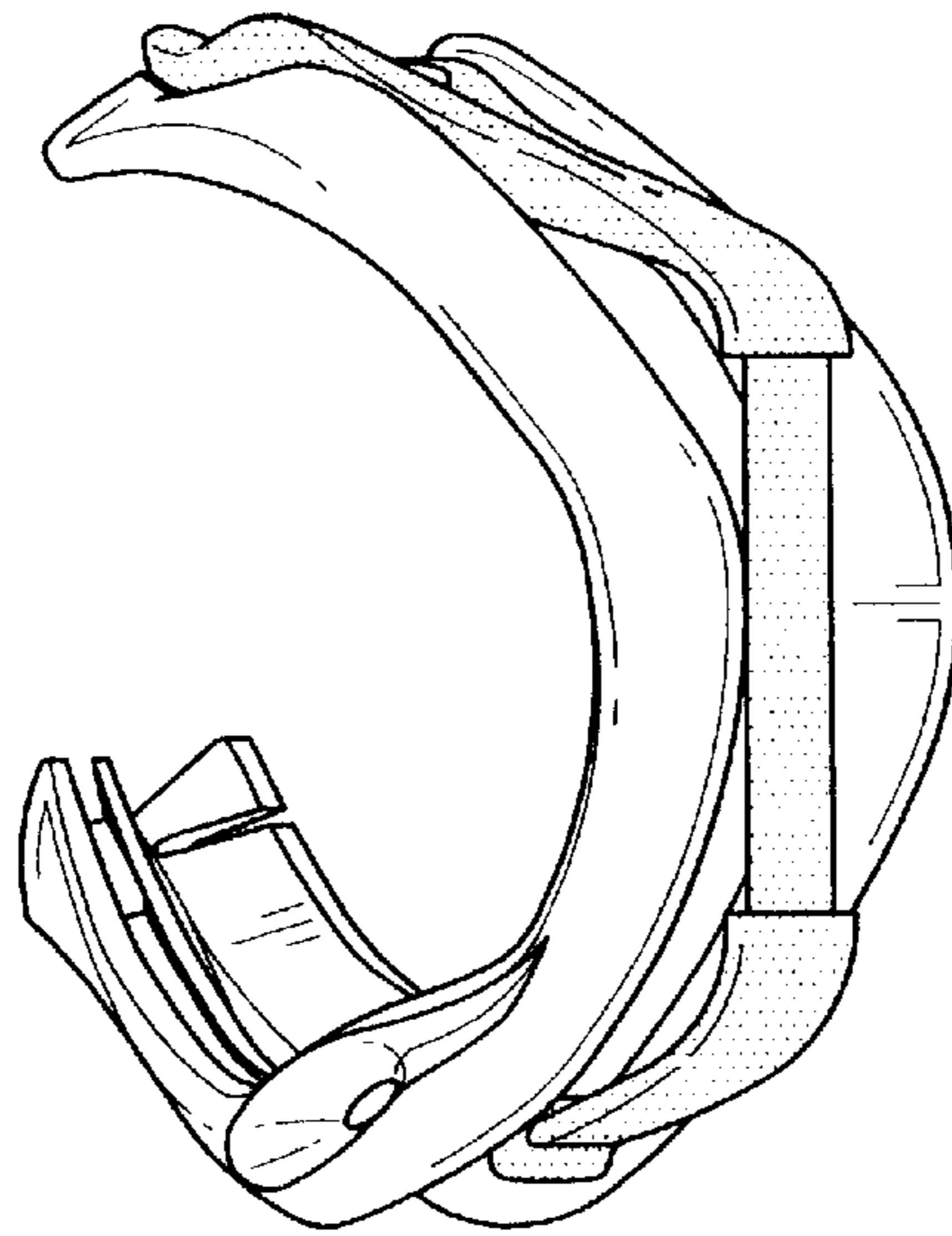


FIG. 5

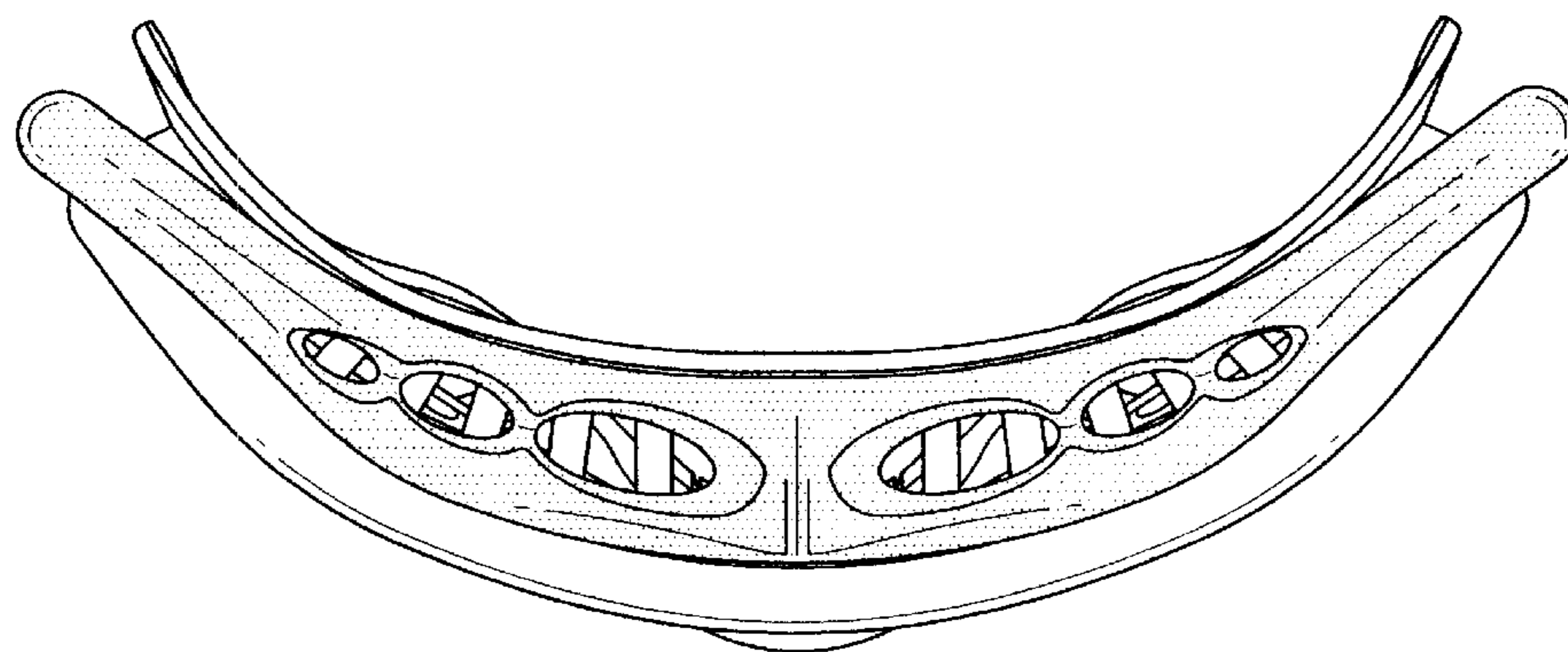


FIG. 6

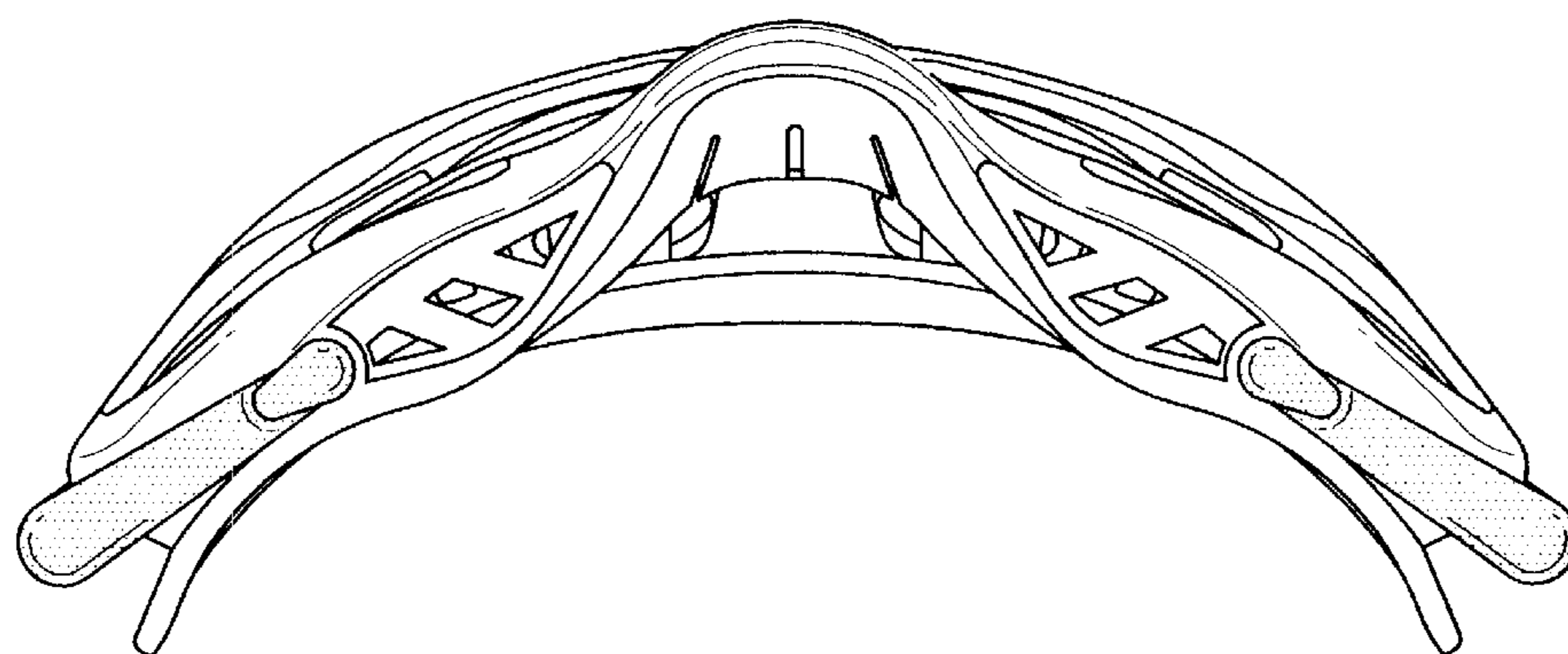


FIG. 7