



US00D542300S

(12) **United States Design Patent** (10) **Patent No.:** **US D542,300 S**  
**Sadler et al.** (45) **Date of Patent:** **\*\* May 8, 2007**

(54) **TRANSITIONAL IMAGE FOR A PORTION OF A DISPLAY SCREEN**  
(75) Inventors: **Jennifer L. Sadler**, Seattle, WA (US);  
**Nerea Armendariz**, Seattle, WA (US);  
**Xiaogang Yang**, Seattle, WA (US)  
(73) Assignee: **Microsoft Corporation**, Redmond, WA (US)  
(\*\*) Term: **14 Years**  
(21) Appl. No.: **29/265,201**  
(22) Filed: **Aug. 28, 2006**  
(51) **LOC (8) Cl.** ..... **14-04**  
(52) **U.S. Cl.** ..... **D14/488**  
(58) **Field of Classification Search** ..... D14/485-95;  
D18/24-33; D20/11; D19/6; D21/324-33;  
715/700-866  
See application file for complete search history.

D475,062 S 5/2003 Horie  
D475,063 S 5/2003 Horie  
D475,719 S 6/2003 Horie  
D476,015 S 6/2003 Ombao et al.  
D478,595 S 8/2003 Istvan et al.  
D480,401 S 10/2003 Kahn et al.  
D494,983 S 8/2004 Peter et al.  
D494,984 S 8/2004 Peter et al.  
D495,338 S 8/2004 Peter et al.  
D501,214 S \* 1/2005 Melander et al. .... D14/487  
D510,361 S \* 10/2005 Hone et al. .... D14/486  
D518,487 S 4/2006 MacKenzie  
D518,829 S 4/2006 Hally et al.  
D520,512 S 5/2006 Clinton et al.  
D521,017 S 5/2006 Jewitt et al.  
D522,525 S \* 6/2006 Melander et al. .... D14/487  
D522,526 S 6/2006 Fong  
D523,444 S 6/2006 Hone et al.  
D524,320 S 7/2006 Winjum  
D524,321 S \* 7/2006 Hally et al. .... D14/487  
D525,981 S 8/2006 Hally et al.

(Continued)

(56) **References Cited**

**U.S. PATENT DOCUMENTS**

D341,848 S 11/1993 Bigelow et al.  
D389,471 S 1/1998 Newton et al.  
D404,385 S 1/1999 Hodgson  
D404,727 S 1/1999 Hodges Wilshire et al.  
D406,263 S 3/1999 Wilshire  
D408,389 S 4/1999 Newton et al.  
D413,588 S 9/1999 Hodgson  
D419,981 S 2/2000 Coleman  
D423,484 S 4/2000 Dangelmaier et al.  
D423,485 S 4/2000 Faris et al.  
D427,576 S 7/2000 Coleman  
D428,398 S 7/2000 Coleman  
D429,734 S 8/2000 Johnson  
D443,623 S \* 6/2001 Nijima ..... D14/485  
D445,427 S 7/2001 Faris et al.  
D445,801 S \* 7/2001 Ma ..... D14/486  
D450,323 S 11/2001 Moore et al.  
D454,139 S 3/2002 Feldcamp  
D467,935 S 12/2002 Coleman  
D471,227 S 3/2003 Gray  
D473,236 S 4/2003 Robbin et al.

*Primary Examiner*—M. H. Tung

(74) *Attorney, Agent, or Firm*—Banner & Witcoff, Ltd.

(57) **CLAIM**

The ornamental design for a transitional image for a portion of a display screen, as shown and described.


**DESCRIPTION**

FIG. 1 is a front view of a the first image of a transitional image for a portion of a display screen showing our new design; and,

FIG. 2 is a front view of the second image thereof.

The appearance of the image transitions sequentially between the images shown in FIGS. 1-2. The process or period in which the first image transitions to the other forms no part of the claimed design. The broken line showing of the region within the claimed design and the area within that region forms no part of the claimed design. The broken line showing of the portion of a display screen is for illustrative purposes only and forms no part of the claimed design.

**1 Claim, 2 Drawing Sheets**



# US D542,300 S

Page 2

---

## U.S. PATENT DOCUMENTS

D525,982 S	8/2006	Suzuki	D526,654 S	8/2006	McDougall et al.	
D525,983 S	8/2006	Hally et al.	D526,655 S	8/2006	McDougall et al.	
D525,984 S	8/2006	Hally et al.	D526,656 S	8/2006	Stabb et al.	
D525,985 S	8/2006	Gibson et al.	D527,011 S	8/2006	Bixler	
D526,323 S	8/2006	McDougall et al.	D527,012 S	8/2006	Cummins et al.	
D526,324 S	8/2006	McDougall et al.	D528,559 S *	9/2006	Hally et al. ....	D14/487
D526,326 S	8/2006	Matsumotot	D529,506 S *	10/2006	McLees et al. ....	D14/485
D526,653 S	8/2006	McDougall et al.	D529,509 S *	10/2006	Stabb .....	D14/485

\* cited by examiner




FIG. 1

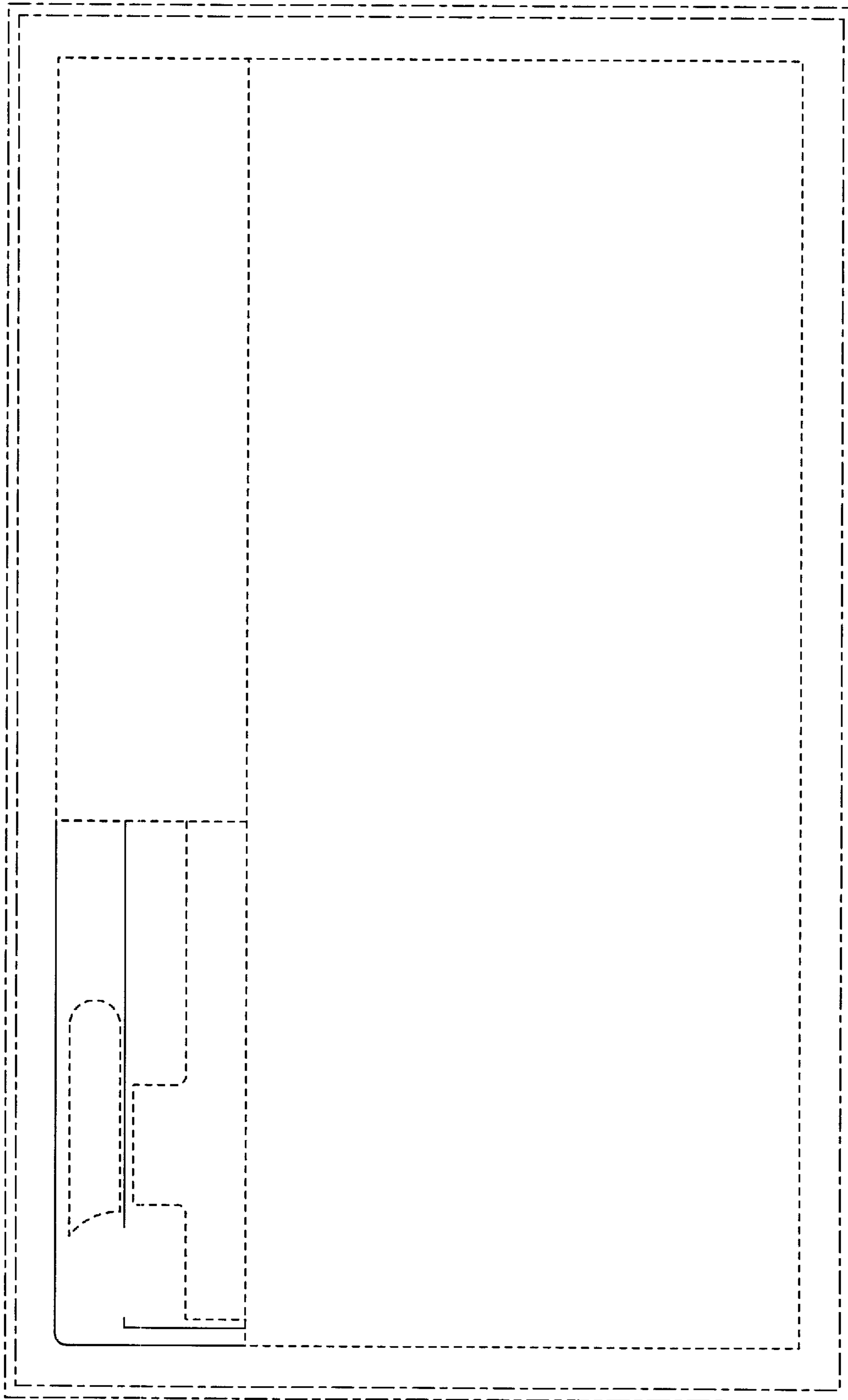


FIG. 2