



US00D542295S

(12) **United States Design Patent**
Katagiri et al.

(10) **Patent No.:** **US D542,295 S**

(45) **Date of Patent:** **** May 8, 2007**

- (54) **FIXING BAR FOR MONITOR OR TELEVISION**
- (75) Inventors: **Ichiro Katagiri**, Tokyo (JP); **Yoshio Kajino**, Tokyo (JP); **Norihiko Yamato**, Tokyo (JP)
- (73) Assignee: **Sony Corporation**, Tokyo (JP)
- (**) Term: **14 Years**

5,909,315 A *	6/1999	Keehn	359/609
D463,409 S	9/2002	Niitsu		
6,525,790 B1 *	2/2003	Kan-o	349/58
6,578,972 B1 *	6/2003	Heirich et al.	359/608
6,594,143 B2 *	7/2003	Yano et al.	361/681
D484,332 S	12/2003	Niitsu		
2001/0048585 A1 *	12/2001	Imсанд	361/681
2002/0033436 A1 *	3/2002	Peng et al.	248/284.1
2003/0201372 A1 *	10/2003	Dozier	248/286.1
2005/0092890 A1 *	5/2005	Liao	248/466
2006/0067044 A1 *	3/2006	Yoshida et al.	361/686

- (21) Appl. No.: **29/241,825**
- (22) Filed: **Nov. 2, 2005**
- (30) **Foreign Application Priority Data**
May 2, 2005 (JP) D2005-013049

* cited by examiner

Primary Examiner—Alan P. Douglas
Assistant Examiner—Angela J. Lee
 (74) *Attorney, Agent, or Firm*—Rader, Fishamn & Grauer PLLC

- (51) **LOC (8) Cl.** **14-02**
- (52) **U.S. Cl.** **D14/451; D14/239**
- (58) **Field of Classification Search** D14/217, D14/224, 239, 251, 316, 356, 366, 375-7, D14/432, 434, 439, 447-8, 451-2, 455, 457, D14/469; D6/396, 419, 449, 473-5, 477, D6/512; D7/323, 339-41, 362, 365, 367, D7/407; D8/363; D19/92, 95; D23/314, 332, D23/355, 370, 386-7; 248/121, 122.1, 124.1, 248/125.1, 125.7, 126-8, 133, 178.1, 183.2, 248/346.01, 346.02, 346.03, 349.1, 371, 248/441.1, 454-5, 917-24; 312/223.3; 361/681, 361/683, 686-7

(57) **CLAIM**

The ornamental design for a fixing bar for monitor or television, as shown and described.

DESCRIPTION

FIG. 1 is a front elevational view of a fixing bar for monitor or television showing our new design;
 FIG. 2 is a left side elevational view thereof;
 FIG. 3 is a right side elevational view thereof;
 FIG. 4 is a top plan view thereof; and,
 FIG. 5 is a bottom plan view thereof.

Portions of the drawings that are shown as broken lines are for illustrative purpose only and form no part of the claimed design.

See application file for complete search history.

(56) **References Cited**

U.S. PATENT DOCUMENTS

5,404,181 A * 4/1995 Hung 348/786

1 Claim, 5 Drawing Sheets

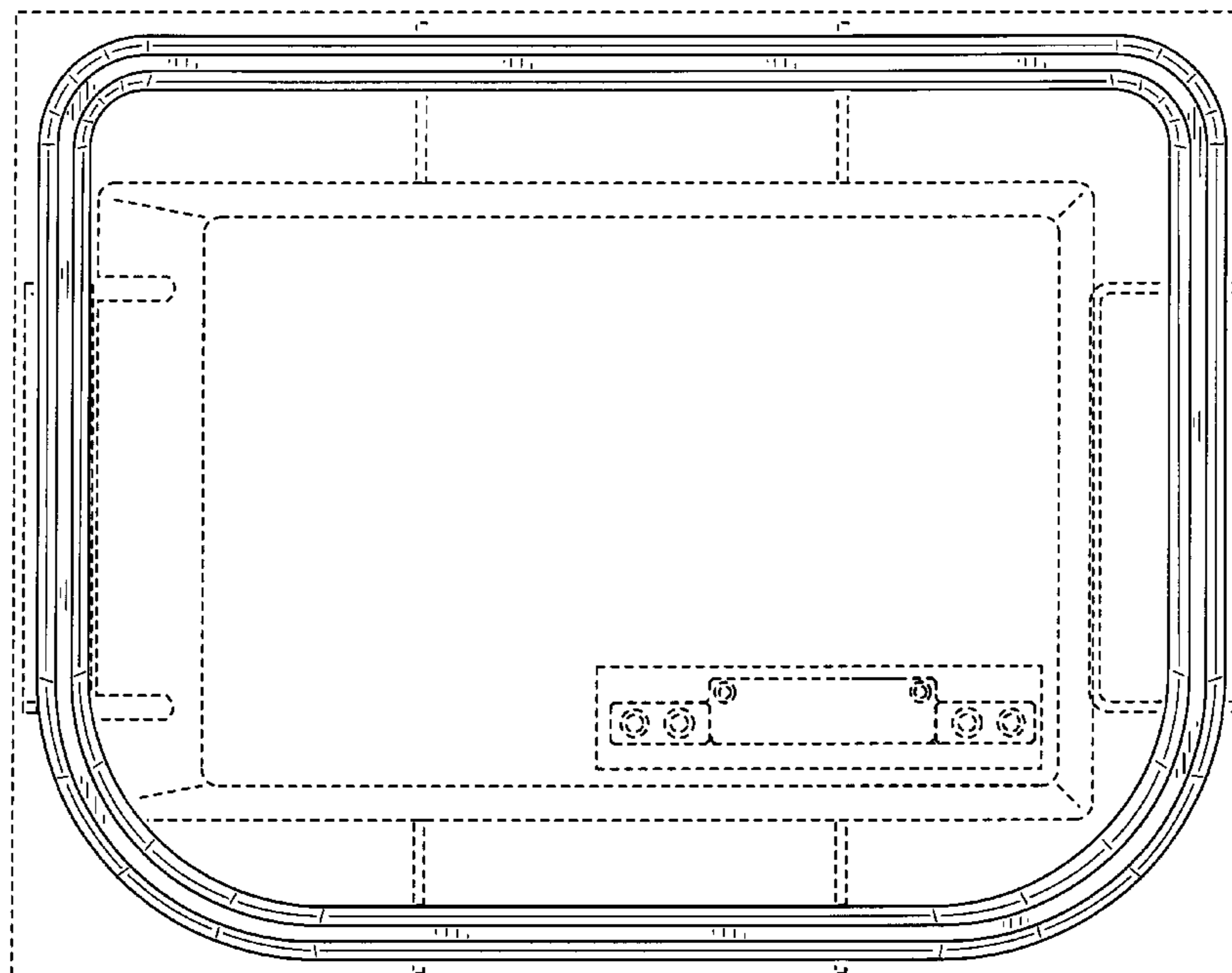


Fig.1

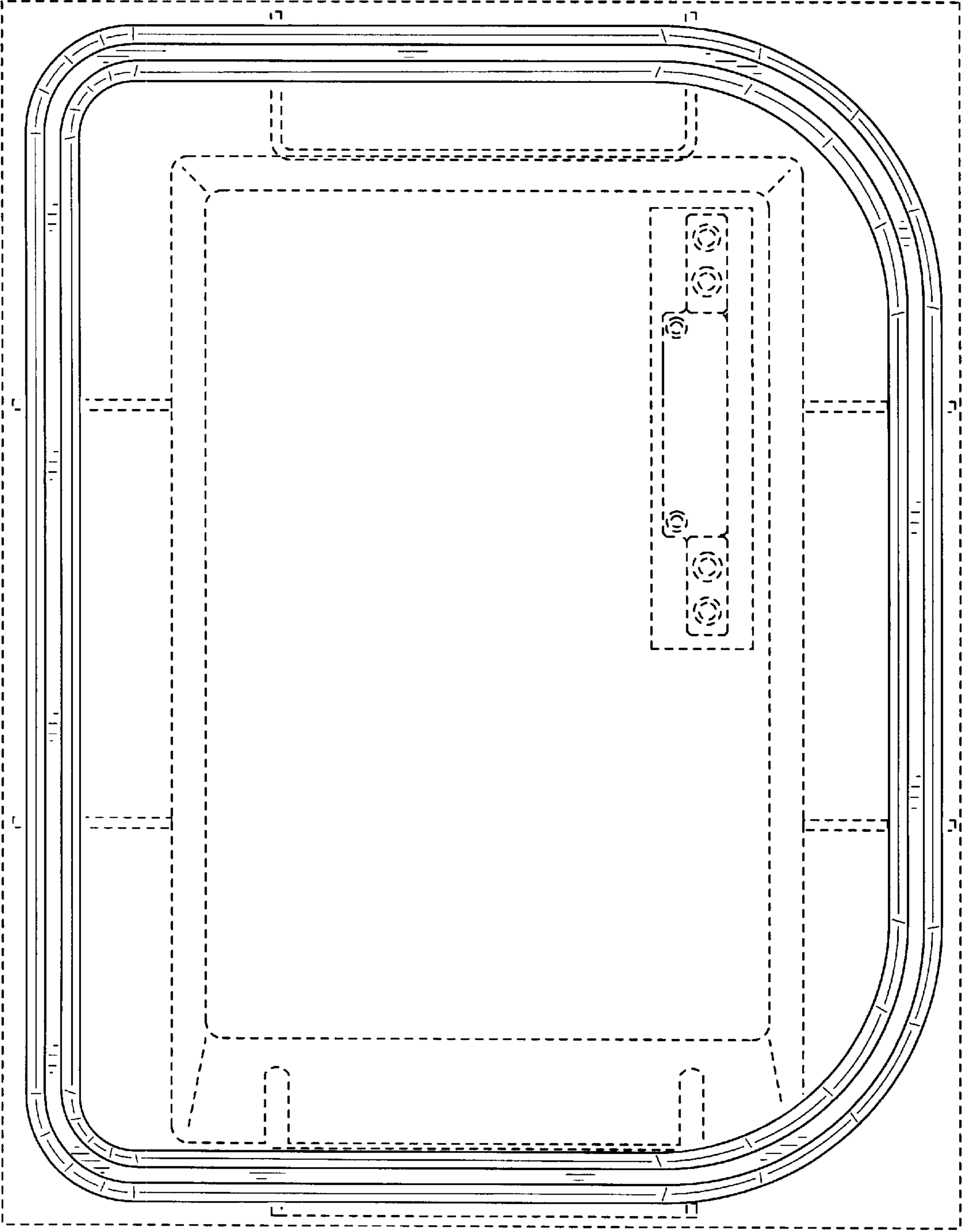


Fig.2




Fig. 3

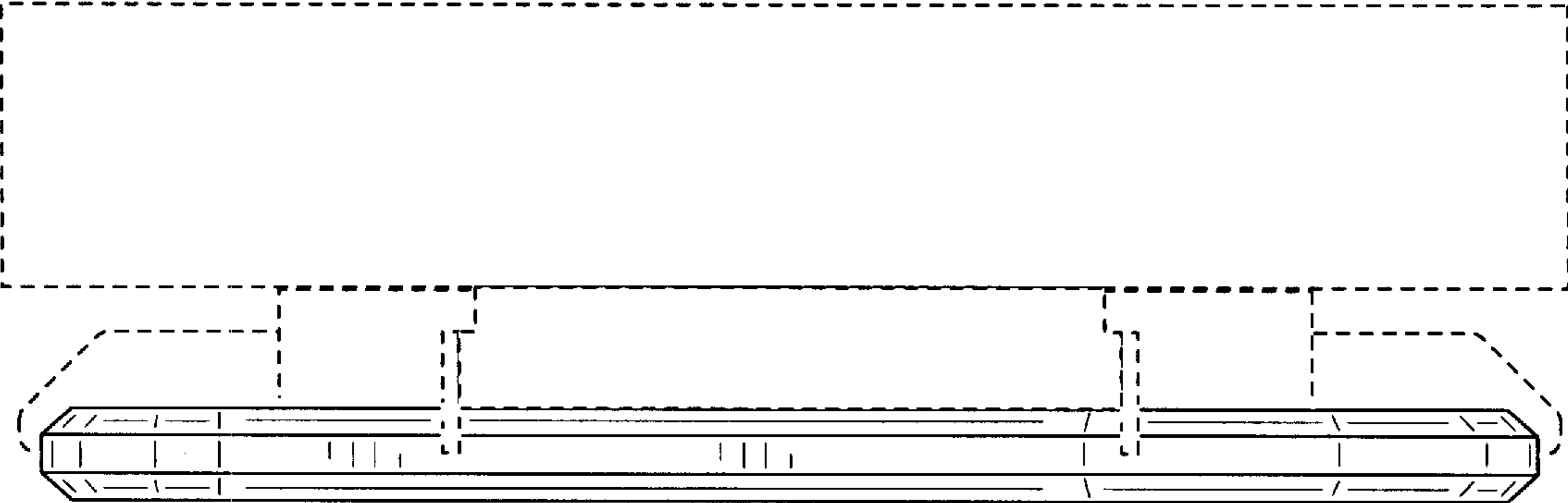


Fig.4

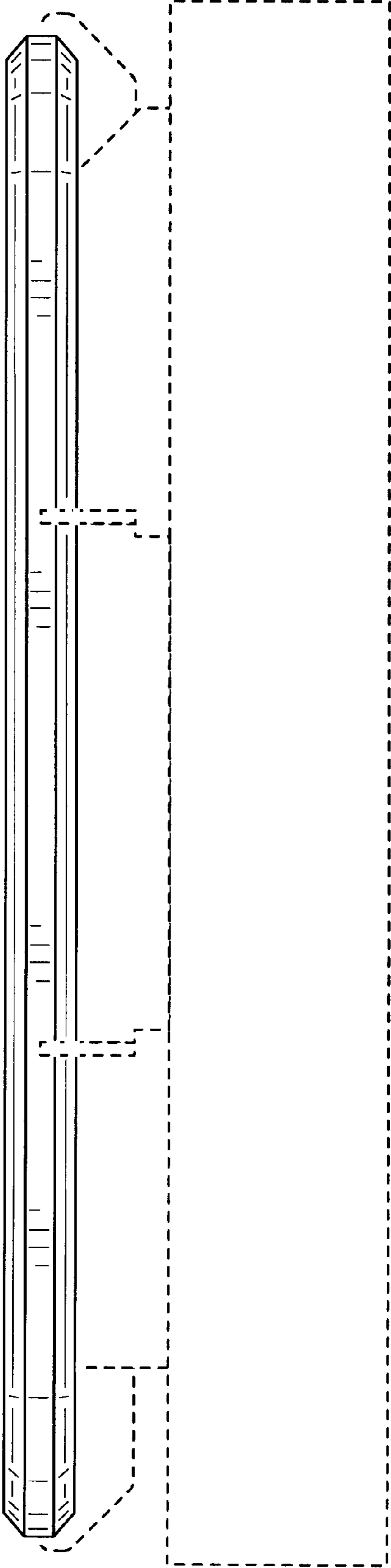


Fig.5

