



US00D542285S

(12) **United States Design Patent**
O'Neil et al.

(10) **Patent No.:** **US D542,285 S**

(45) **Date of Patent:** **** May 8, 2007**

- (54) **ACTUATOR FOR A PORTABLE ELECTRONIC DEVICE**
- (75) Inventors: **Daniel G. O'Neil**, Seattle, WA (US);
Carl J. Ledbetter, Mercer Island, WA (US); **Kabir Siddiqui**, Sammamish, WA (US)
- (73) Assignee: **Microsoft Corporation**, Redmond, WA (US)

(**) Term: **14 Years**

(21) Appl. No.: **29/189,764**

(22) Filed: **Sep. 11, 2003**

- (51) **LOC (8) Cl.** **14-03**
 - (52) **U.S. Cl.** **D14/247; D14/257; D14/439; D14/456**
 - (58) **Field of Classification Search** D14/137, D14/138, 147-148, 247-248, 217, 402, 144, D14/257, 258, 218, 341-347, 400, 401; 379/433.01-433.13, 379/434; D21/517, 329, 331, 333; 455/575.3, 455/566, 575.1, 575.4, 575.6, 556.1, 556.2; 345/169, 184; D13/174, 175, 168; 200/4, 200/570, 14, 18, 11 TW
- See application file for complete search history.

(56) **References Cited**

U.S. PATENT DOCUMENTS

D275,502 S	*	9/1984	Nakao et al.	D21/475
5,446,481 A		8/1995	Gillick et al.		
5,448,240 A	*	9/1995	Morito	341/176
D413,597 S	*	9/1999	Oba	D14/144
D415,770 S	*	10/1999	Nuovo	D14/248
6,094,586 A	*	7/2000	Nishiyama et al.	455/566
6,097,964 A	*	8/2000	Nuovo et al.	455/566
D430,558 S	*	9/2000	Shindo	D14/247
D432,123 S	*	10/2000	Nagai	D14/257
6,211,474 B1	*	4/2001	Takahashi	200/18
6,218,635 B1	*	4/2001	Shigemoto et al.	200/570
D441,760 S		5/2001	Hibino		
6,271,488 B1	*	8/2001	Sasaki	200/4

6,332,024 B1	*	12/2001	Inoue et al.	379/433.06
6,333,473 B1	*	12/2001	Sawada et al.	200/4
6,370,362 B1	*	4/2002	Hansen et al.	455/90.1
6,388,212 B1	*	5/2002	Ishihara et al.	200/18
6,397,084 B1	*	5/2002	Wicks et al.	455/566
D458,915 S	*	6/2002	Shintani	D14/147
6,441,325 B2		8/2002	Takahashi et al.		
6,487,424 B1	*	11/2002	Kraft et al.	455/566
D473,564 S	*	4/2003	Yano	D14/455

(Continued)

FOREIGN PATENT DOCUMENTS

JP	942460	*	12/1995
JP	1089452		8/2000

OTHER PUBLICATIONS

Catalog "Kirara Basso" Fushigi Remocon, 4 sheets, Sony, Oct. 1991.*
 "DIME", published Oct. 5, 2000, cover and p. 135, Sony telephone.*
 www.mobileburn.com, site visited Sep. 28, 2004, so505i telephone.*

Primary Examiner—Jeffrey Asch
 (74) *Attorney, Agent, or Firm*—Banner & Witcoff, Ltd.


(57) **CLAIM**

The ornamental design for an actuator for a portable electronic device, as shown and described.

DESCRIPTION

FIG. 1 is a first perspective view of an actuator for a portable electronic device with a portion of a portable electronic device showing our new design;
 FIG. 2 is a second perspective view thereof;
 FIGS. 3 and 4 are perspective views of the actuator in isolation; and,
 FIG. 5 is a plan view of the actuator in isolation.
 The broken line showing of a portion of a portable electronic device in FIGS. 1 and 2 is included for illustrative purposes only and forms no part of the claimed design.

1 Claim, 2 Drawing Sheets



US D542,285 S

Page 2

U.S. PATENT DOCUMENTS

6,555,768	B2 *	4/2003	Deruginsky et al.	200/4	D516,565	S *	3/2006	O'Neil et al.	D14/439
6,570,596	B2 *	5/2003	Frederiksen	715/808	2001/0004584	A1 *	6/2001	Aquilar et al.	455/90
6,571,086	B1 *	5/2003	Uusimaki	379/368	2001/0018351	A1 *	8/2001	Hino et al.	455/552
6,717,572	B1 *	4/2004	Chou et al.	345/157	2002/0086698	A1 *	7/2002	Sawada et al.	455/550
D489,698	S *	5/2004	Kim et al.	D14/138	2003/0013493	A1 *	1/2003	Irimajiri et al.	455/566
D494,968	S *	8/2004	Yonekawa et al.	D14/345	2004/0046751	A1 *	3/2004	Heimermann et al.	345/184
6,785,565	B2 *	8/2004	Gventer	455/575.4	2004/0106428	A1 *	6/2004	Shoji	455/550.1
D496,645	S *	9/2004	Yoo et al.	D14/138	2004/0110540	A1 *	6/2004	Sato et al.	455/566
D506,467	S *	6/2005	Gould Bear et al.	D14/402	2004/0198460	A1 *	10/2004	Sakuta et al.	455/566
D506,757	S *	6/2005	Gould Bear et al.	D14/402	2004/0204025	A1 *	10/2004	Siddiqui	455/550.1
6,930,259	B1 *	8/2005	Jorgensen et al.	200/4	2005/0110782	A1 *	5/2005	Yamasaki et al.	345/184
6,967,293	B1 *	11/2005	Chen et al.	200/14					

* cited by examiner

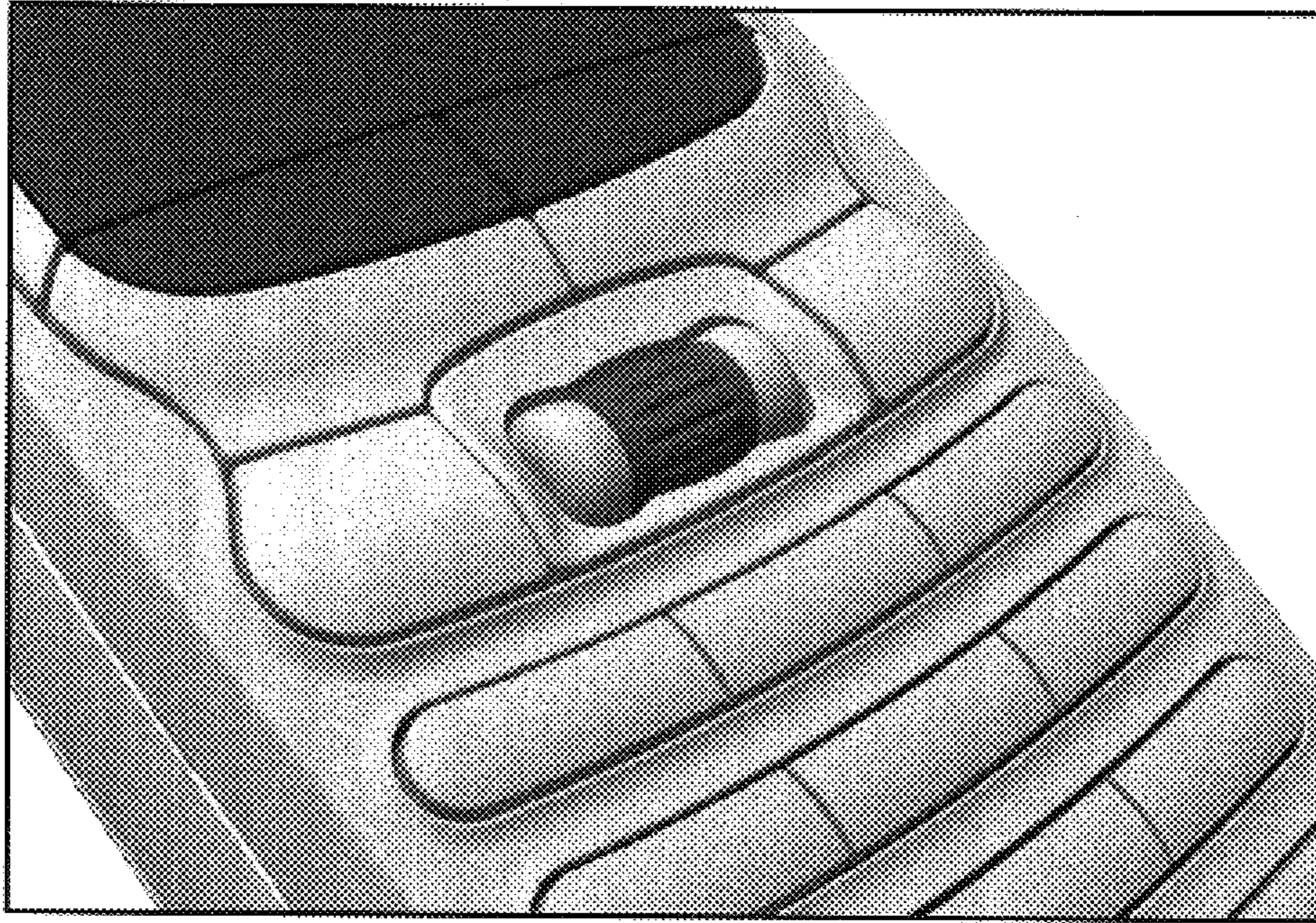


FIG. 1

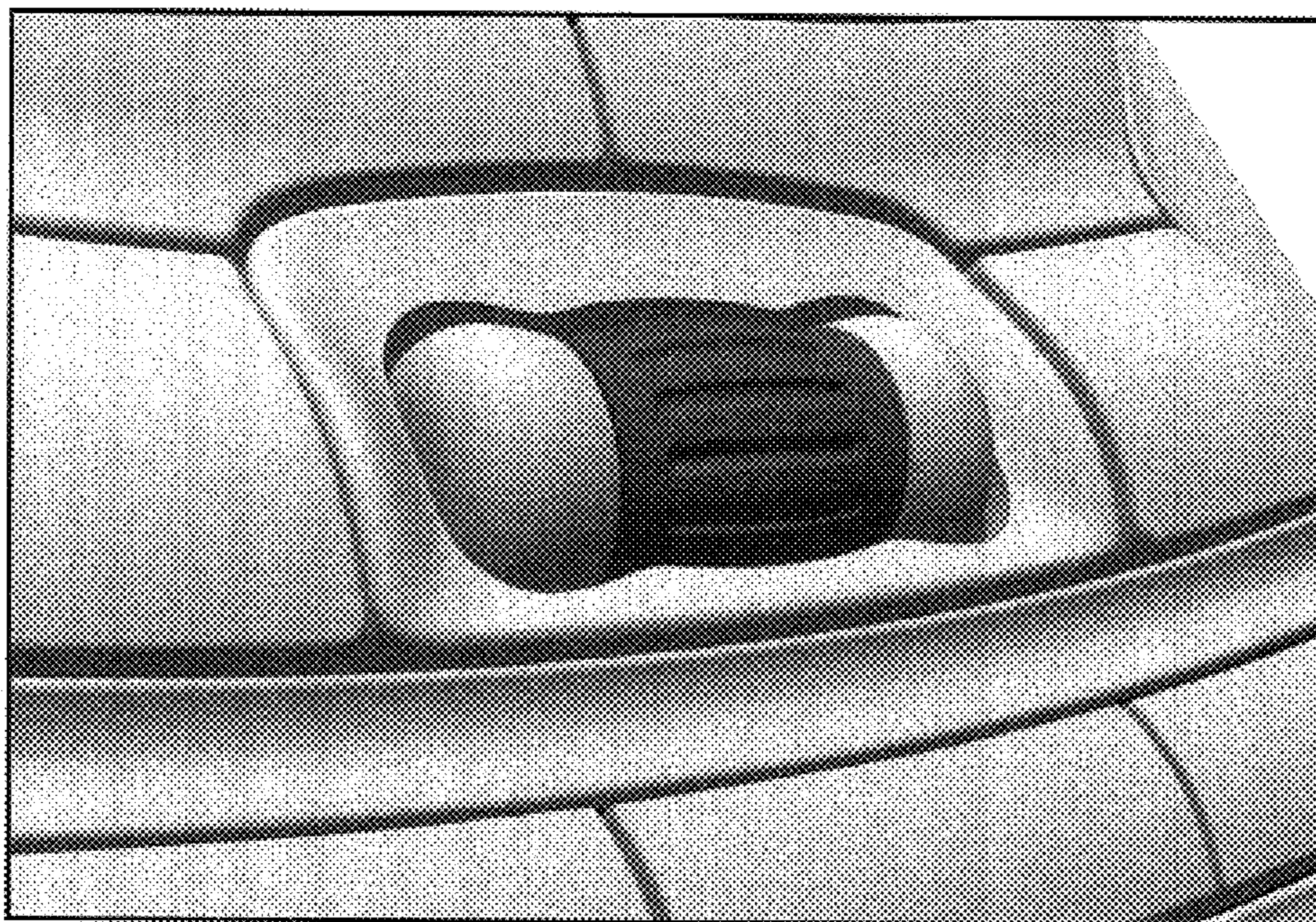


FIG. 2

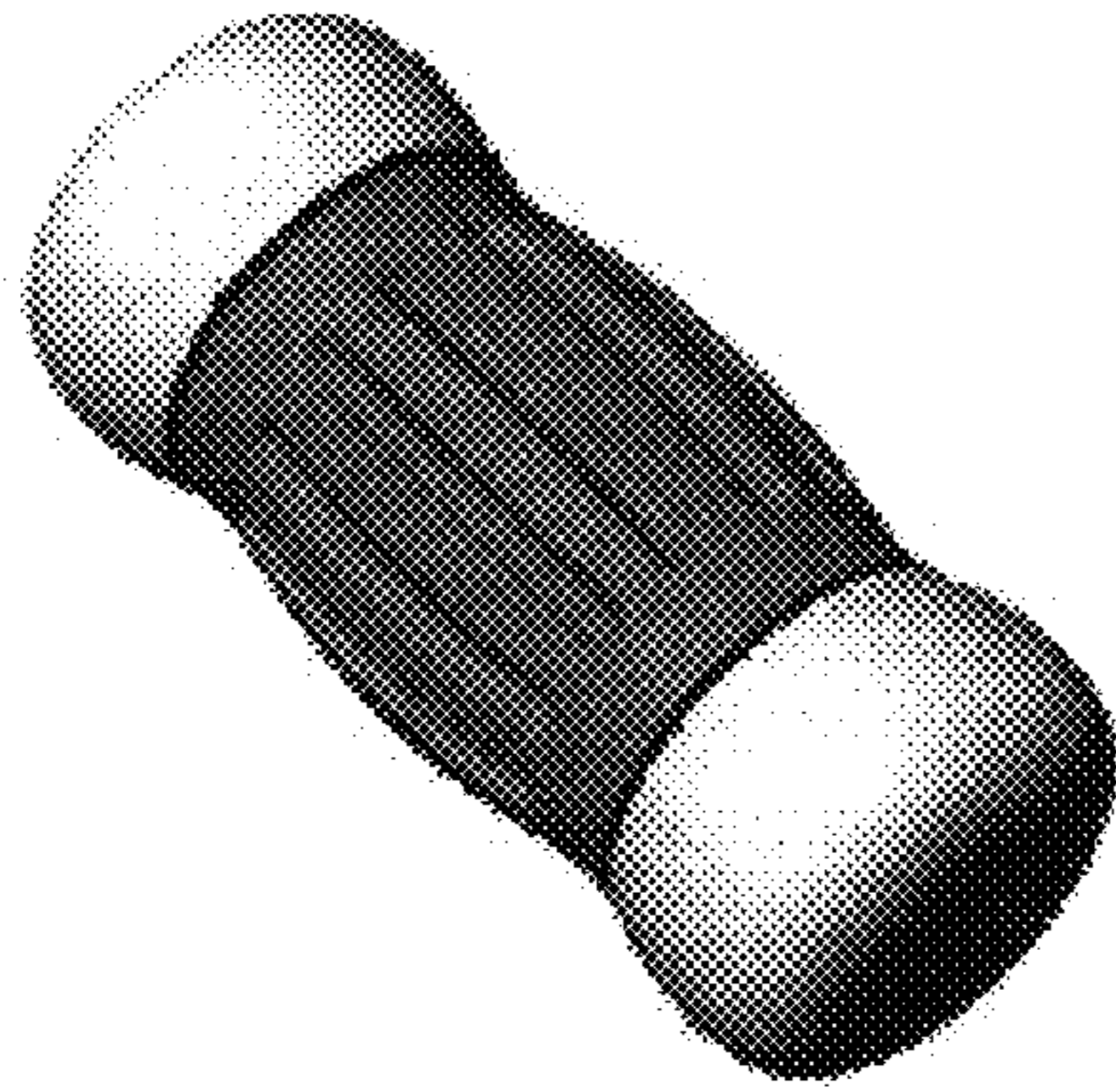


FIG. 3

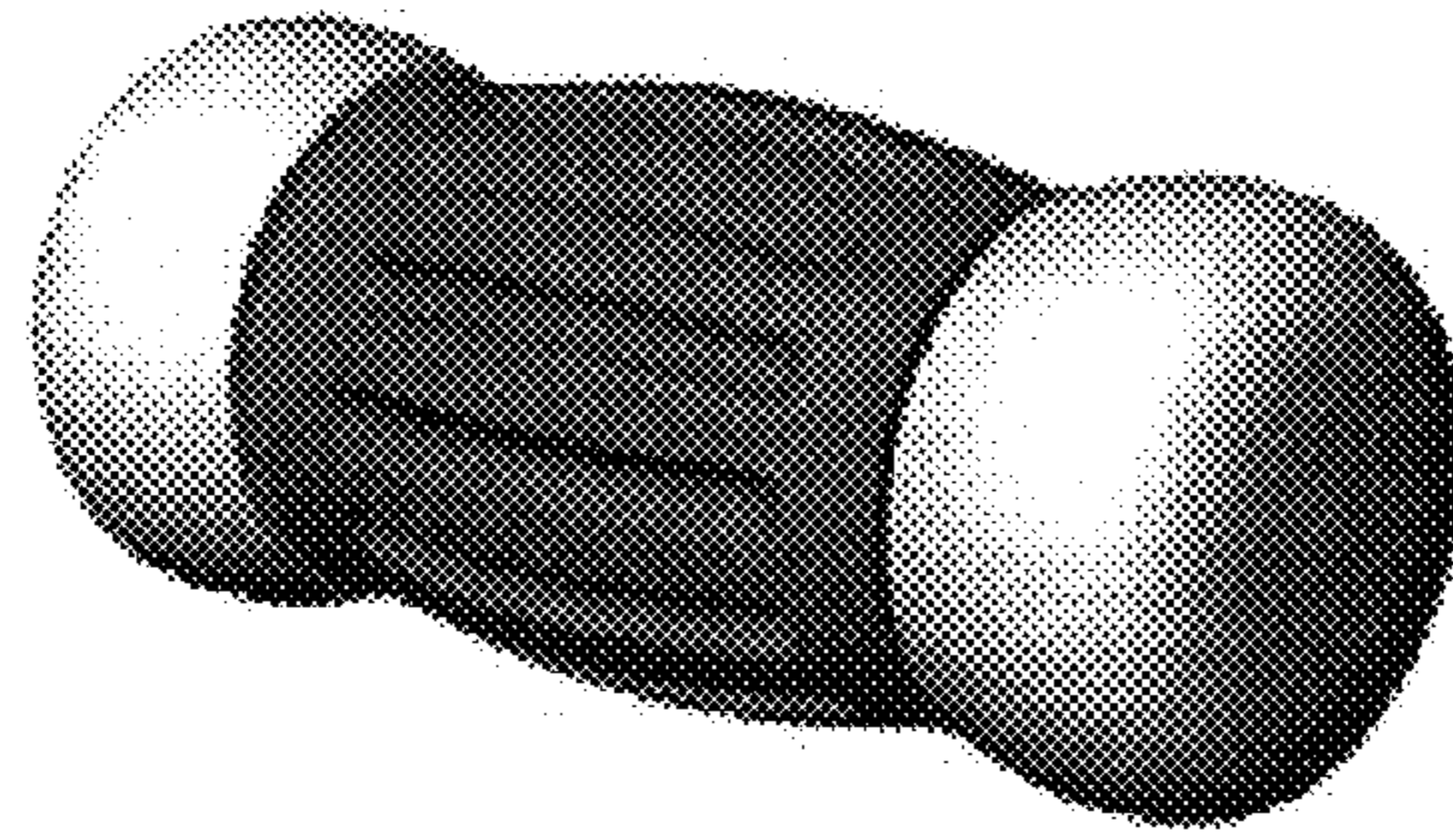


FIG. 4




FIG. 5