



US00D542280S

(12) **United States Design Patent**
Taylor

(10) **Patent No.:** **US D542,280 S**

(45) **Date of Patent:** **** May 8, 2007**

(54) **CONTROLLER**

(75) Inventor: **Laura Kay Taylor**, Allston, MA (US)

(73) Assignee: **Bose Corporation**, Framingham, MA (US)

(**) Term: **14 Years**

(21) Appl. No.: **29/189,451**

(22) Filed: **Sep. 5, 2003**

(51) **LOC (8) Cl.** **14-03**

(52) **U.S. Cl.** **D14/218**

(58) **Field of Classification Search** D14/174,
D14/217, 218, 137-139, 151, 191-193, 299,
D14/167, 168; D13/168, 162-164; D21/512-517,
D21/566; D10/104, 106; 455/352-355, 151.1-151.4,
455/128, 347, 90.3; 348/114, 734
See application file for complete search history.

(56) **References Cited**

U.S. PATENT DOCUMENTS

D314,964 S * 2/1991 Chung D14/192
D458,919 S * 6/2002 Arjomand et al. D14/218

D463,787 S * 10/2002 Beraut et al. D14/218
D465,476 S * 11/2002 Golding et al. D14/217
D492,078 S * 6/2004 Syzdek D34/28

* cited by examiner

Primary Examiner—Louis S. Zarfes

Assistant Examiner—John Windmuller

(74) *Attorney, Agent, or Firm*—Fish & Richardson P.C.

(57) **CLAIM**

The ornamental design for a controller, substantially as shown and described.

DESCRIPTION

FIG. 1 is a perspective view of a controller showing my new design;

FIG. 2 is a top plan view thereof;

FIG. 3 is a left side elevational view thereof;

FIG. 4 is a front elevational view thereof;

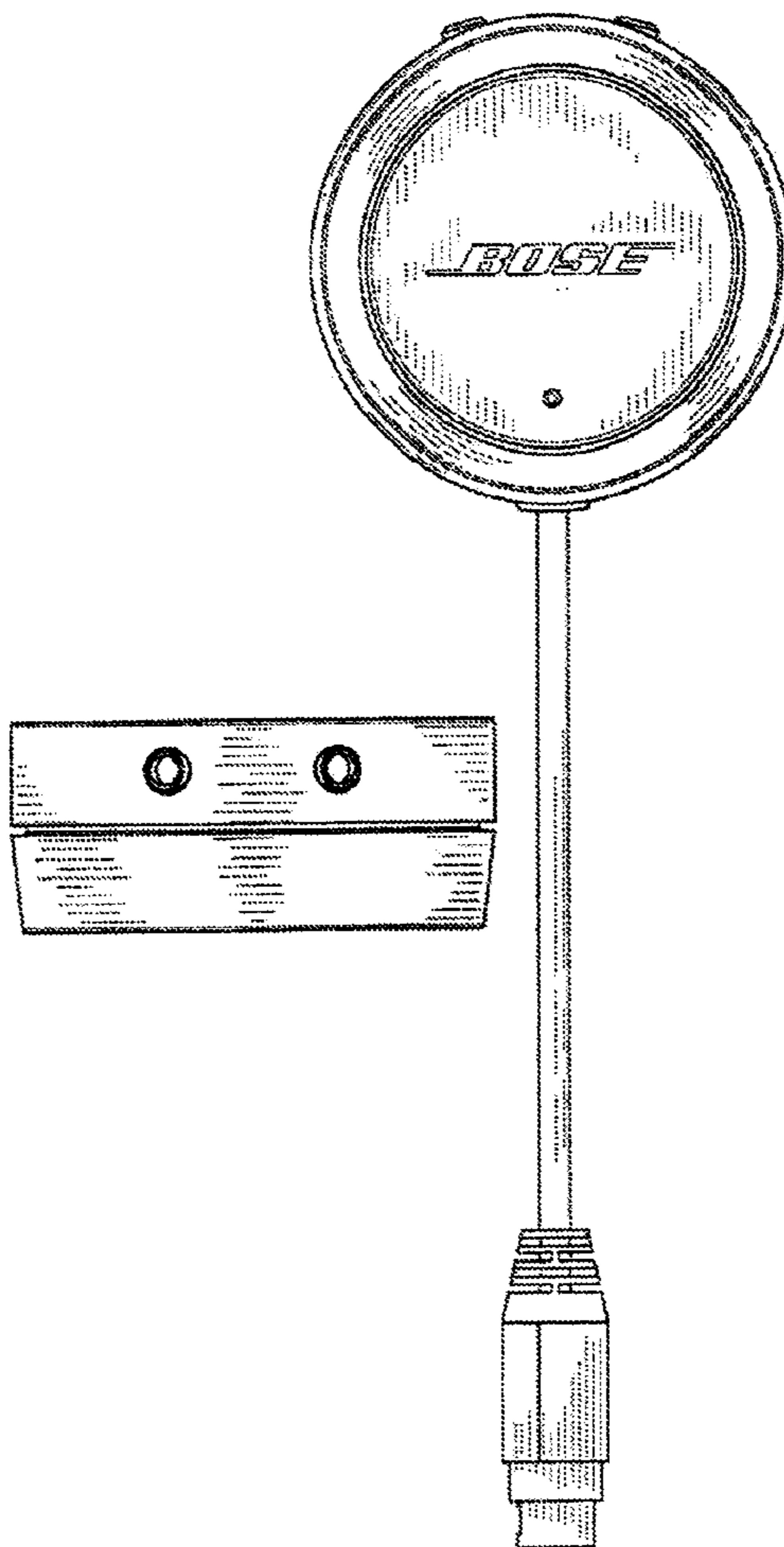
FIG. 5 is a right side elevational view thereof;

FIG. 6 is a bottom plan view thereof; and,

FIG. 7 is a rear elevational view thereof.

The “BOSE” logo that appears in FIGS. 1 and 4 is a registered trademark of the Bose Corporation.

1 Claim, 4 Drawing Sheets



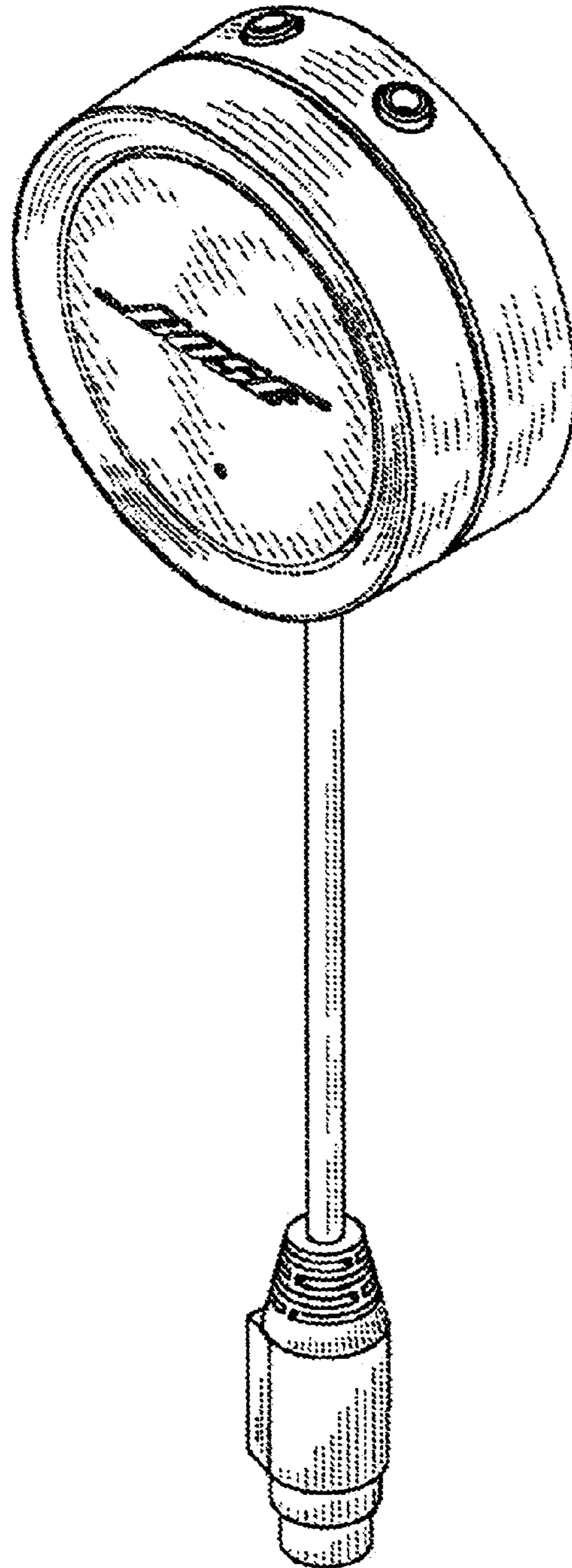


FIG. 1

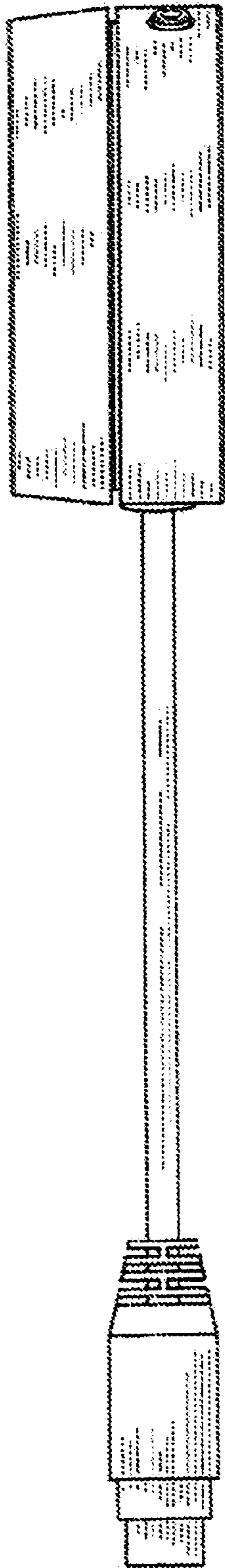


FIG. 2

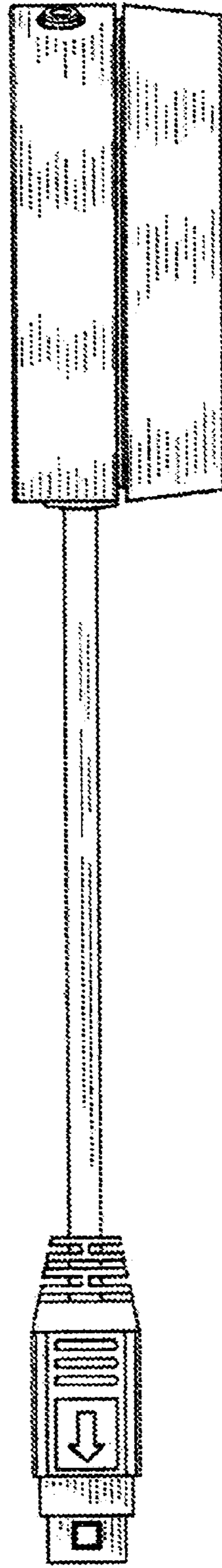


FIG. 6




FIG. 3




FIG. 5

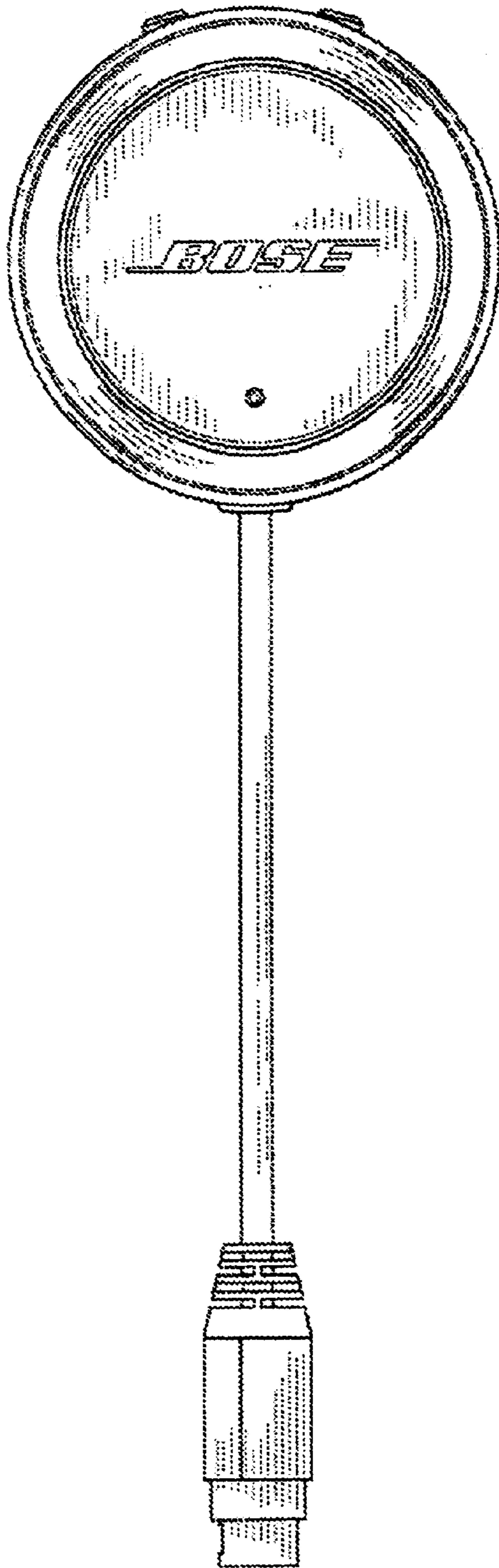


FIG. 4

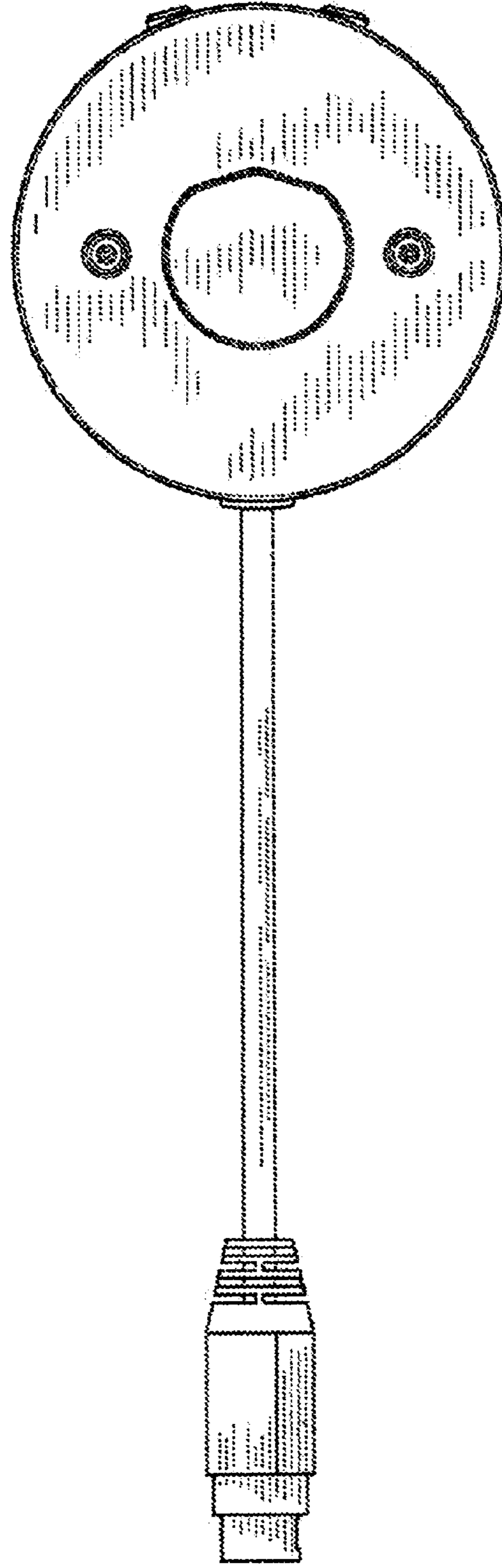


FIG. 7