



US00D542271S

(12) **United States Design Patent**
Jenkins et al.

(10) **Patent No.:** **US D542,271 S**

(45) **Date of Patent:** **** May 8, 2007**

(54) **SPEAKER ENCLOSURE**

(75) Inventors: **Todd Jenkins**, Sanford, FL (US); **Peter Doddridge**, Orlando, FL (US); **Alexander Mackay**, Lake Mary, FL (US)

(73) Assignee: **Audiovox Corporation**, Hauppauge, NY (US)

(**) Term: **14 Years**

(21) Appl. No.: **29/245,803**

(22) Filed: **Dec. 29, 2005**

(51) **LOC (8) Cl.** **14-01**

(52) **U.S. Cl.** **D14/214**; D14/216

(58) **Field of Classification Search** D14/204,
D14/207, 209–216; 181/143–144, 147–148,
181/150, 157, 198–199, 151, 153; 381/300–302,
381/306, 333, 345, 361–364, 386–388, 332,
381/336

See application file for complete search history.

(56) **References Cited**

U.S. PATENT DOCUMENTS

D368,717 S * 4/1996 Lenart et al. D14/211

D381,990 S * 8/1997 Chu D14/214
D415,159 S * 10/1999 Nakano D14/215
D467,238 S * 12/2002 Hlas et al. D14/216
D485,544 S * 1/2004 Solland D14/216

* cited by examiner

Primary Examiner—Nanda Bondade

(74) *Attorney, Agent, or Firm*—F. Chau & Associates, LLC

(57) **CLAIM**

The ornamental design for a speaker enclosure, substantially as shown and described.

DESCRIPTION

FIG. 1 is a perspective view of the speaker enclosure in accordance with the present invention;

FIG. 2 is a front view thereof;

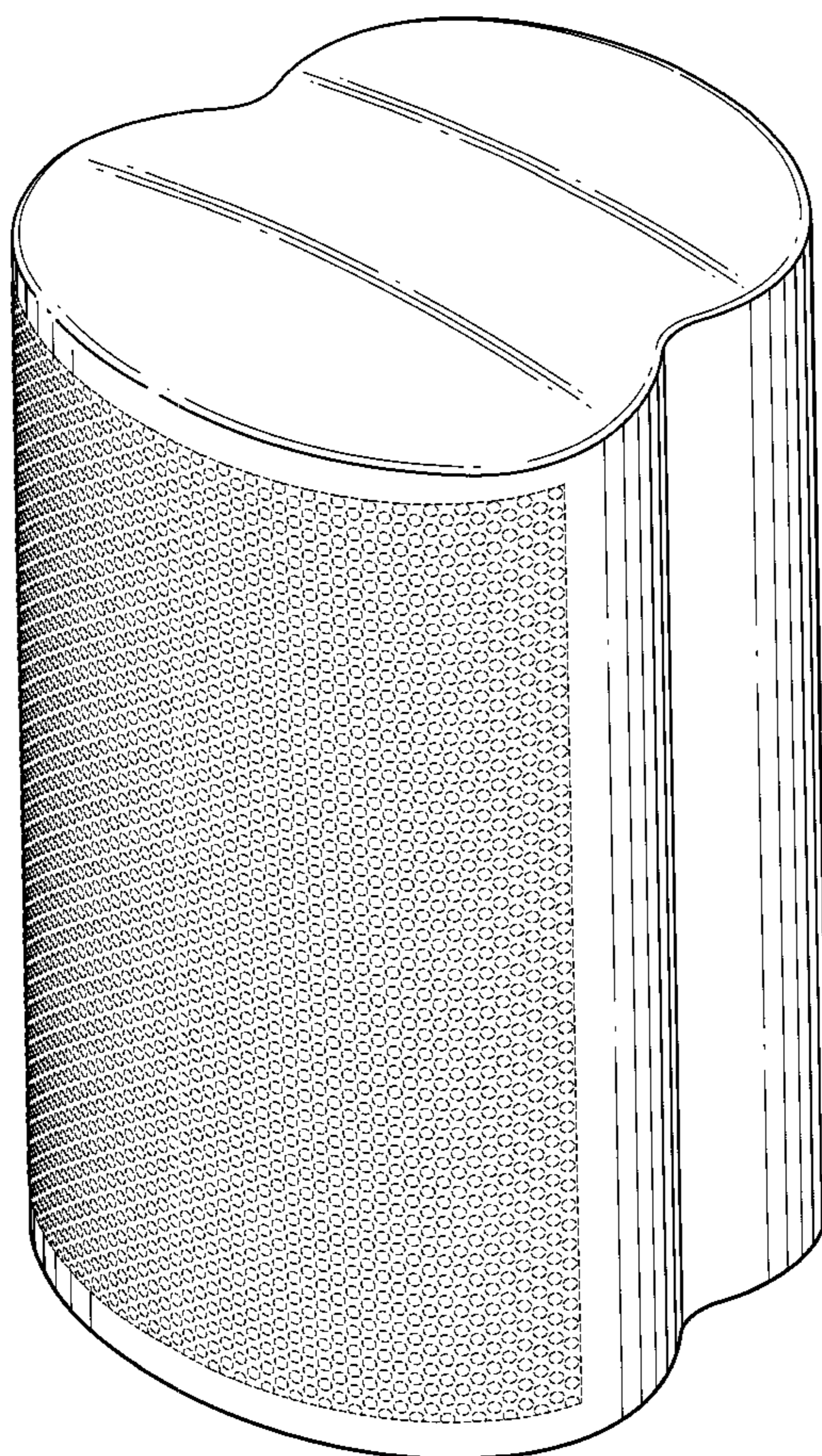
FIG. 3 is a top view thereof;

FIG. 4 is a rear view thereof; and,

FIG. 5 is a left-side view thereof.

The broken lines shown in the Figures are for illustrative purposes as an environment and form no part of the claimed design.

1 Claim, 4 Drawing Sheets



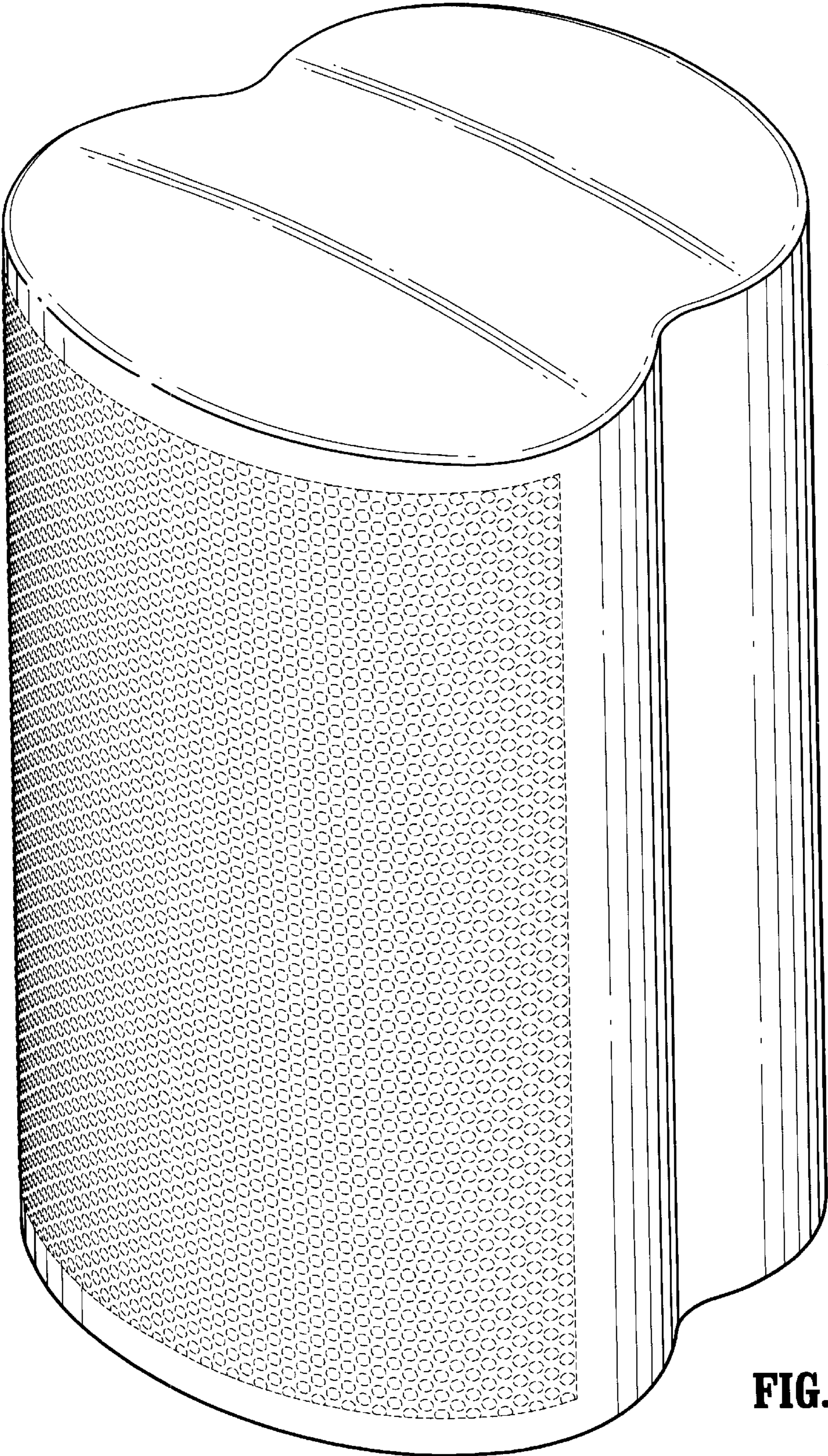


FIG. 1

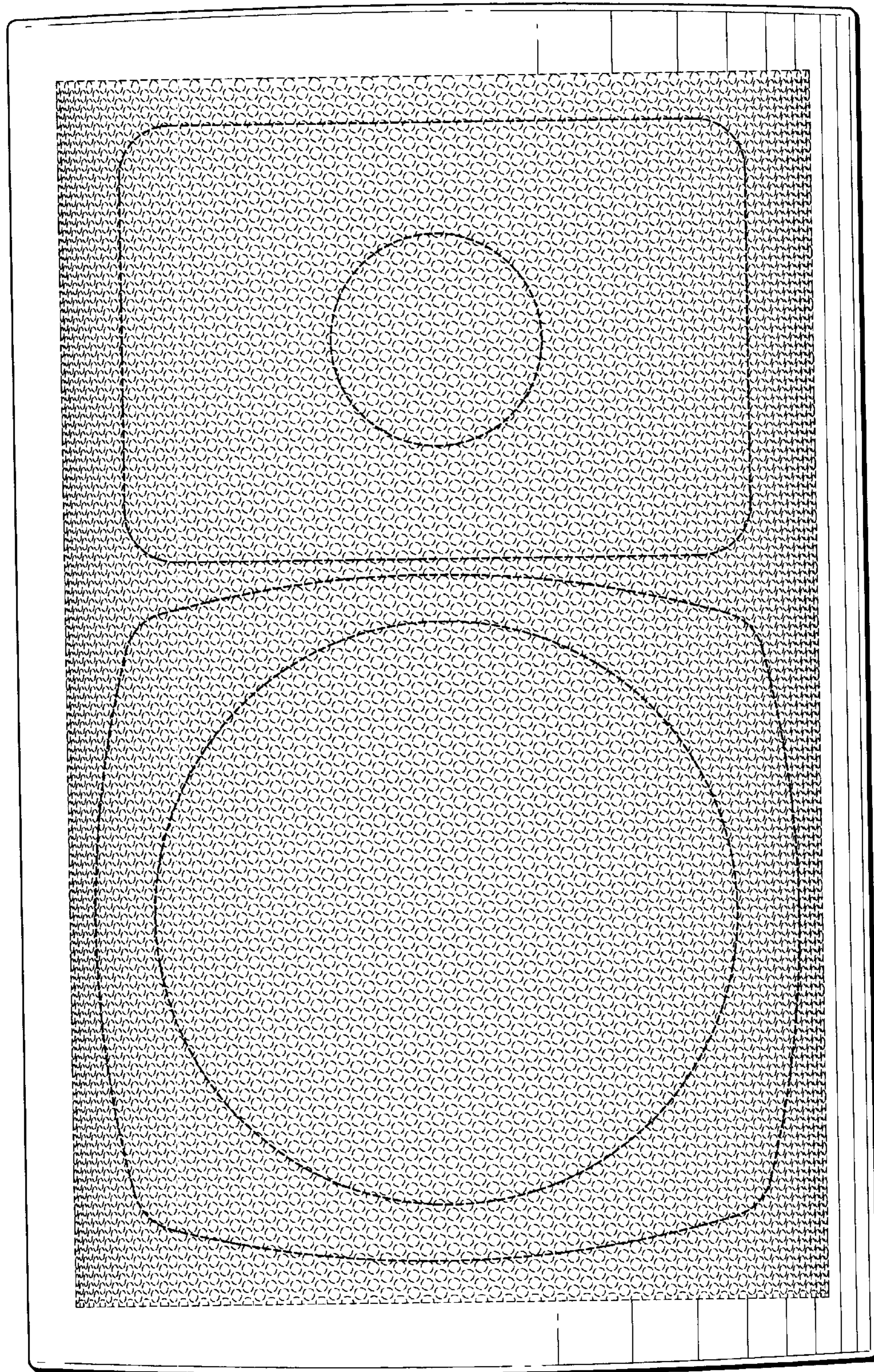


FIG. 2



FIG. 4

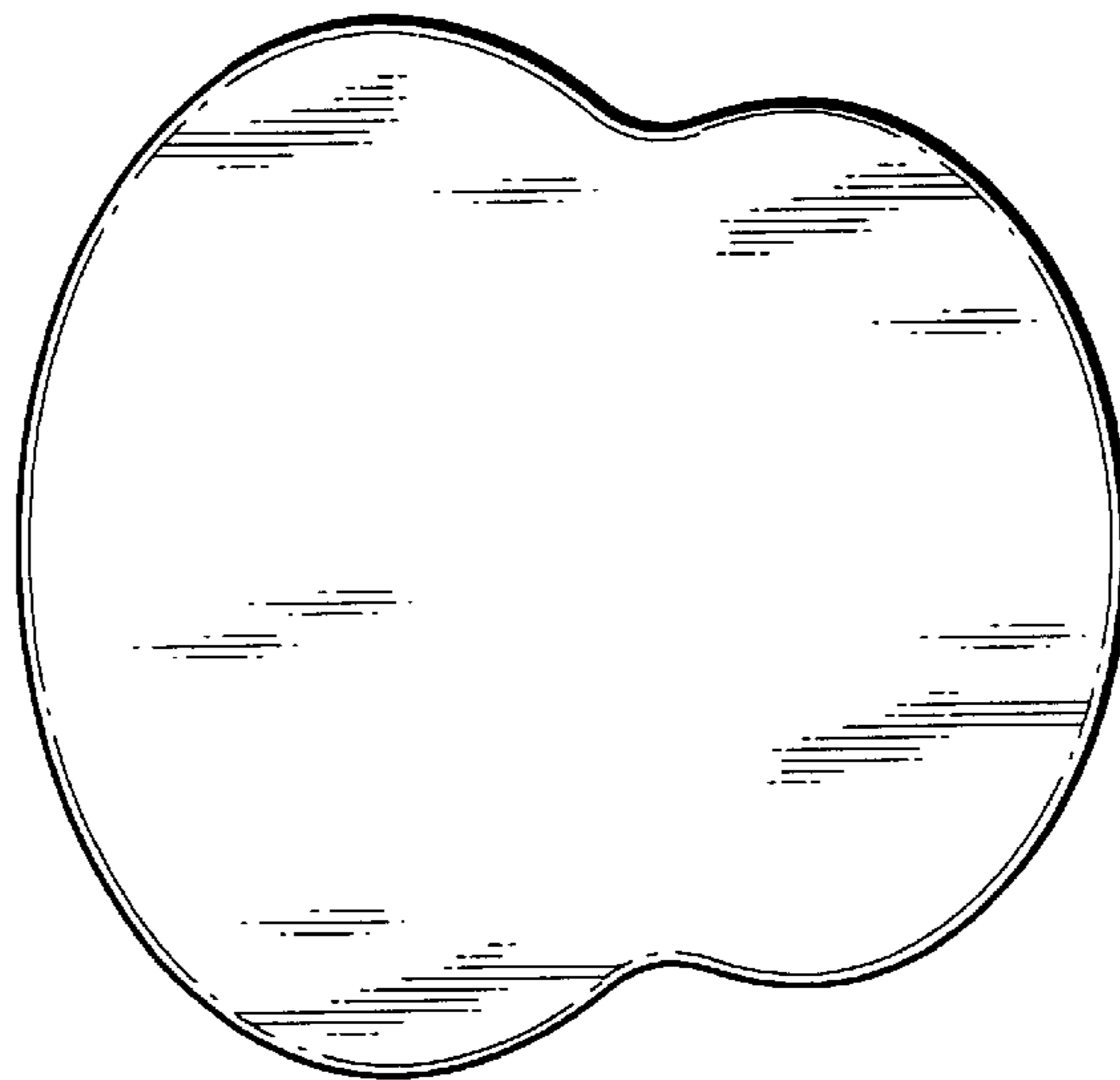


FIG. 3




FIG. 5