



US00D542262S

(12) **United States Design Patent** (10) **Patent No.:** **US D542,262 S**  
**Oka** (45) **Date of Patent:** **\*\* May 8, 2007**

(54) **IC RECORDER**

(75) Inventor: **Hiroki Oka**, Tokyo (JP)

(73) Assignee: **Sony Corporation**, Tokyo (JP)

(\*\*) Term: **14 Years**

(21) Appl. No.: **29/234,835**

(22) Filed: **Jul. 25, 2005**

(30) **Foreign Application Priority Data**

Apr. 28, 2005 (JP) ..... D2005-012789

(51) **LOC (8) Cl.** ..... **14-01**

(52) **U.S. Cl.** ..... **D14/167**

(58) **Field of Classification Search** ..... D14/167,  
D14/154, 168, 188, 496, 156, 160, 161, 162,  
D14/163, 164, 165, 192; D16/208; D26/38;  
455/351, 350

See application file for complete search history.

(56) **References Cited**

**U.S. PATENT DOCUMENTS**

- D244,718 S \* 6/1977 Emmerling ..... D14/196
- D290,843 S \* 7/1987 Murphy ..... D14/168
- D306,588 S \* 3/1990 Kashiwagi ..... D14/163
- D311,006 S \* 10/1990 Hino et al. .... D14/165
- D321,881 S \* 11/1991 Hopewell ..... D14/192
- D323,826 S \* 2/1992 Suzuki et al. .... D14/137
- D335,880 S \* 5/1993 Kanatani et al. .... D14/165
- D339,584 S \* 9/1993 Miyai ..... D14/156
- D359,520 S \* 6/1995 Hsu ..... D21/516
- D369,164 S \* 4/1996 Hsu ..... D14/156
- D408,411 S 4/1999 Hakoda
- D427,177 S 6/2000 Yamazaki
- D427,884 S 7/2000 Castellanos et al.

- D430,134 S 8/2000 Obata et al.
- D476,636 S 7/2003 Ota
- D498,469 S \* 11/2004 Ashfield ..... D14/196
- D500,020 S \* 12/2004 Tanaka ..... D14/168
- D523,414 S 6/2006 Kobayashi

**OTHER PUBLICATIONS**

Web page "PMD670 Portable IC Recorder," <http://www.d-m-pro.jp/products/portable/pmd670.html>, 1 sheet, D & M Professional (Apr. 2005).

Web page "ICR-B65 (S)," <http://www.sanyo-audio.com/icr/b65/index.html>, 1 sheet, Sanyo (Apr./2005).

Web page "ICD-BM1," [http://www.sonystyle.com/is-bin/INTERSHOP.enfinity/eCS/Store/en/-/USD/SY/\\_Dis. . .](http://www.sonystyle.com/is-bin/INTERSHOP.enfinity/eCS/Store/en/-/USD/SY/_Dis. . .), 1 Sheet, Sony (Apr./2005).

\* cited by examiner

*Primary Examiner*—Cathron C. Brooks

*Assistant Examiner*—Austin Murphy

(74) *Attorney, Agent, or Firm*—Rader, Fishman & Grauer PLLC

(57) **CLAIM**

We claim the ornamental design for the IC recorder, as shown and described.

**DESCRIPTION**

FIG. 1 is a perspective view of an IC recorder showing my new design;

FIG. 2 is a front elevational view thereof;

FIG. 3 is a rear elevational view thereof;

FIG. 4 is a left side elevational view thereof;

FIG. 5 is a right side elevational view thereof;

FIG. 6 is a top plan view thereof; and,

FIG. 7 is a bottom plan view thereof.

**1 Claim, 7 Drawing Sheets**




Fig. 1




Fig.2

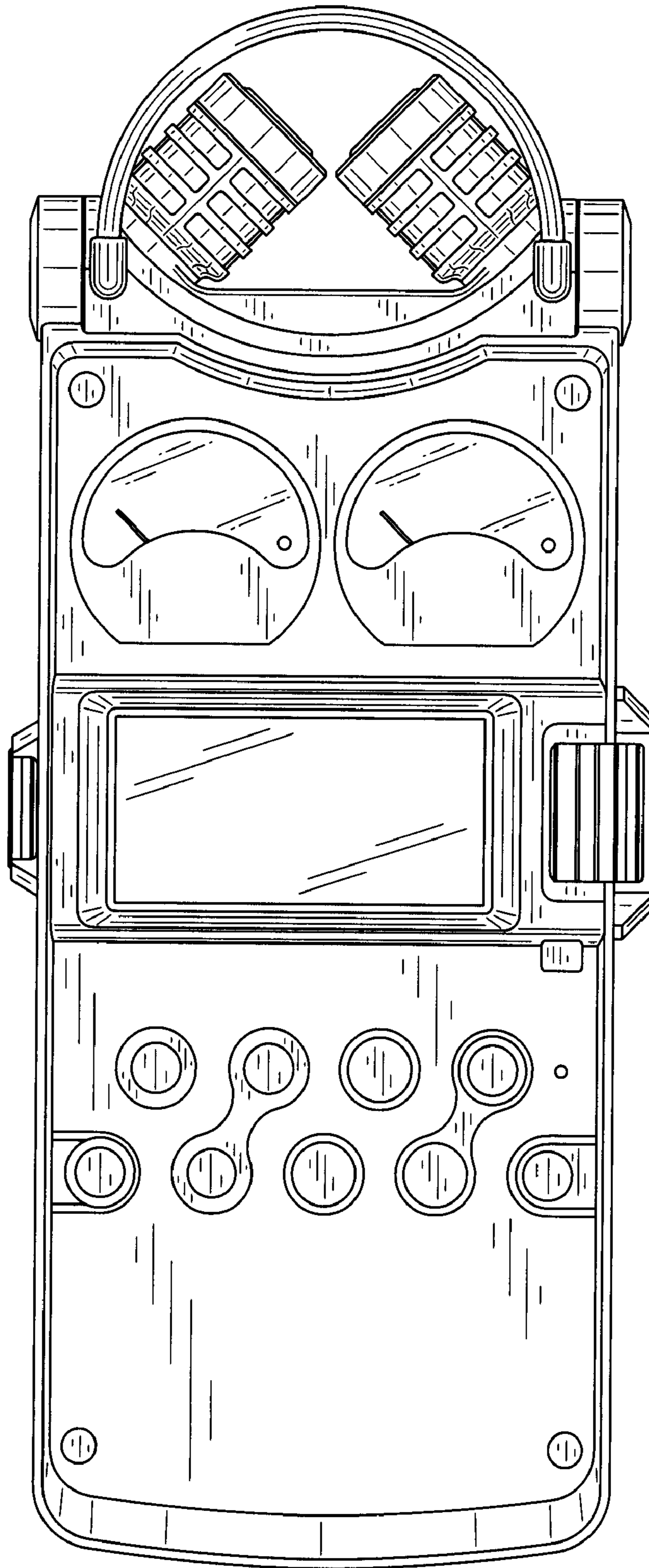


Fig.3

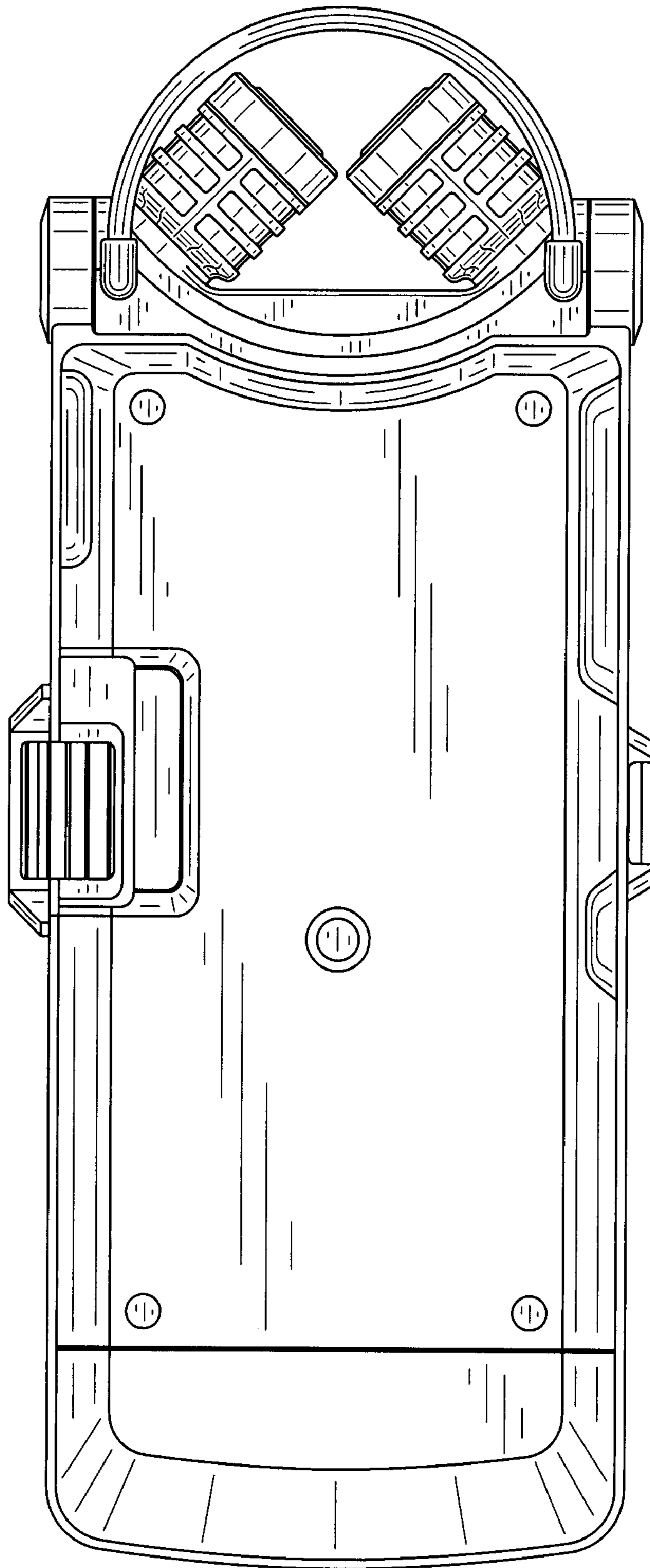


Fig.4

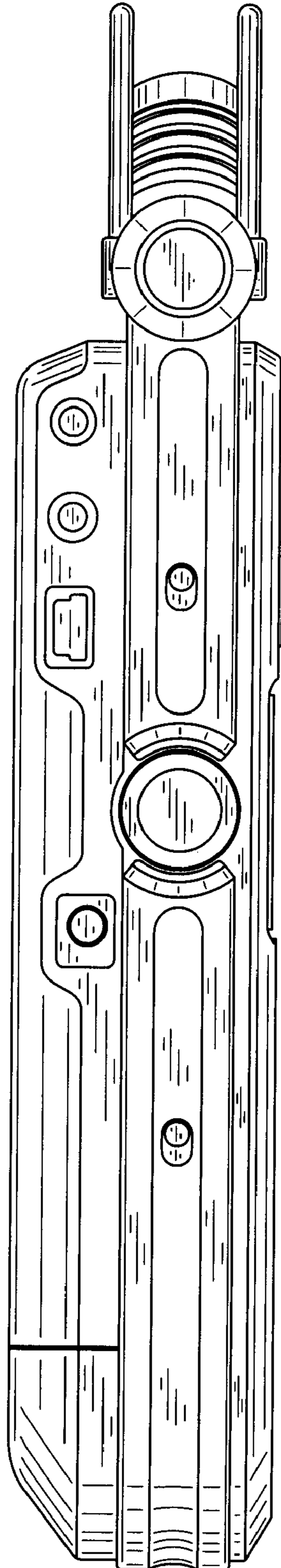


Fig.5




Fig.6

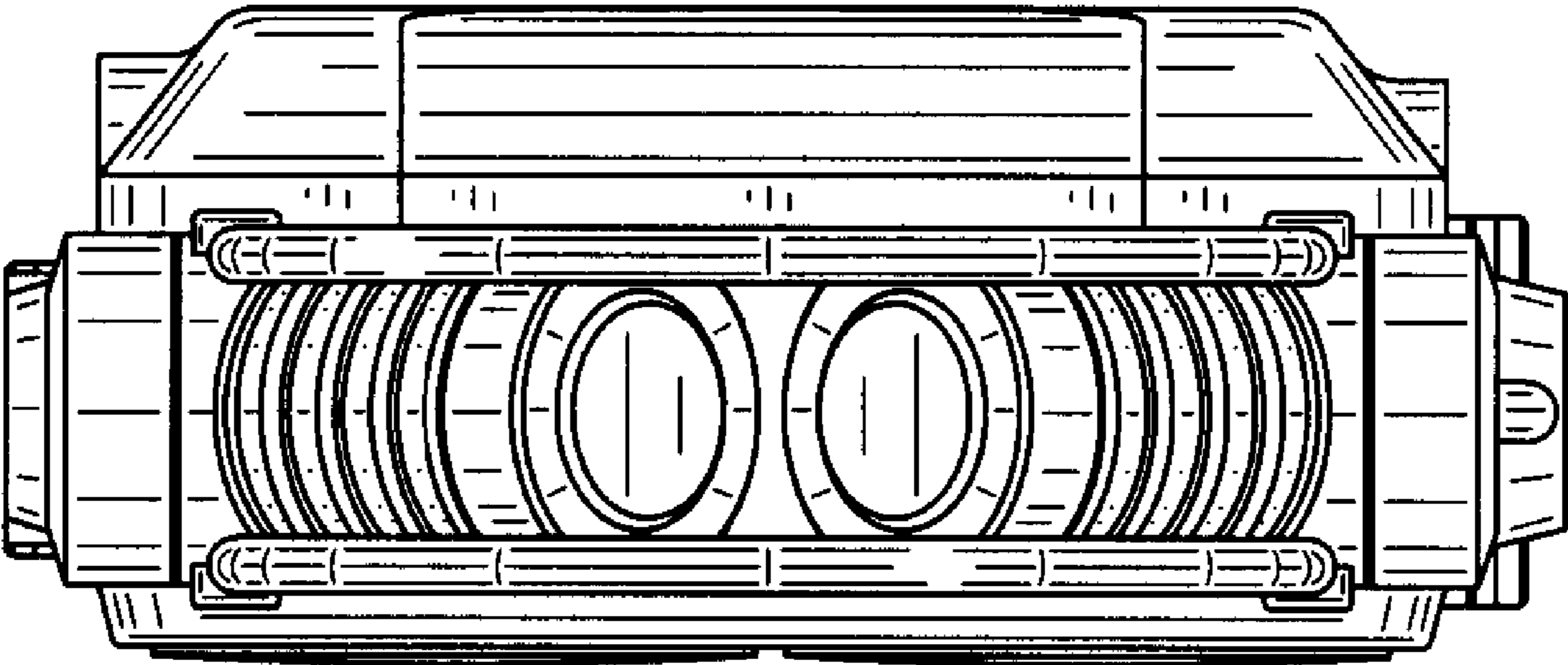


Fig.7

